

# DIVIDER

STATE OF NORTH DAKOTA  
INFORMATION TECHNOLOGY DEPARTMENT  
SFN 2053 (4-2002)

PU-2271-02-436

Sprint Communications Company L.P./Qwest Corporati  
Interconnection Agreement Amendment

Application

Filed 8/13/2002

Closed 10/25/2002

02

## DESCRIPTION

**Scott, Sandi L.**

---

**From:** Bauske, Shelly A.  
**Sent:** Thursday, December 12, 2002 2:57 PM  
**To:** Scott, Sandi L.  
**Subject:** FW: Money Received.....

-----Original Message-----

**From:** Geiger, Gloria A.  
**Sent:** Thursday, December 12, 2002 2:51 PM  
**To:** Bauske, Shelly A.  
**Cc:** Geiger, Gloria A.  
**Subject:** RE: Money Received.....

7700 8503 248 22436

<b>Case No. PU-2271-02-436</b>

Gloria Geiger  
North Dakota Public Service Commission  
600 E Boulevard 13th Floor Dept 408  
Bismarck, ND 58505-0480  
701-328-2401  
fax 701-328-2133  
gag@psc.state.nd.us

-----Original Message-----

**From:** Bauske, Shelly A.  
**Sent:** Thursday, December 12, 2002 2:48 PM  
**To:** Geiger, Gloria A.  
**Subject:** Money Received.....

Case No. PU-2442-02-444  
New Edge  
\$73.26

13

**PU-2271-02-436**

Pages: 0

\$73.26 received

by New Edge Network, Inc.

12/12/2002

CC: Comm Legal Ilona Jerry

**Scott, Sandi L.**

---

**From:** Bauske, Shelly A.  
**Sent:** Wednesday, December 04, 2002 2:06 PM  
**To:** Scott, Sandi L.  
**Subject:** FW: Money Received.....

-----Original Message-----

**From:** Geiger, Gloria A.  
**Sent:** Wednesday, December 04, 2002 1:49 PM  
**To:** Bauske, Shelly A.  
**Cc:** Geiger, Gloria A.  
**Subject:** RE: Money Received.....

7700 8503 248 22308 \$45.66  
Case No. PU-2077-02-308

7700 8503 248 22436 \$73.26

Gloria Geiger  
North Dakota Public Service Commission  
600 E Boulevard 13th Floor Dept 408  
Bismarck, ND 58505-0480  
701-328-2401  
fax 701-328-2133  
gag@psc.state.nd.us

-----Original Message-----

**From:** Bauske, Shelly A.  
**Sent:** Tuesday, December 03, 2002 10:22 AM  
**To:** Geiger, Gloria A.  
**Subject:** Money Received.....

Case No. PU- 2077-02-308  
United Telephone  
\$15.22

Case No. PU- 2077-02-308  
United Telephone  
\$15.22

Case No. PU-2077-02-308  
Reservation Telephone  
\$15.22

Case No. PU-2271-02-436  
Sprint  
\$73.26

**72** **PU-2077-02-308** Pages: 0  
\$15.22 received  
by United Telephone Mut Aid Corp  
12/06/2002 CC: Comm Legal Ilona Pat .

**73** **PU-2077-02-308** Pages: 0  
\$15.22 received  
by United Telephone Mut Aid Corp  
12/06/2002 CC: Comm Legal Ilona Pat .

**74** **PU-2077-02-308** Pages: 0  
\$15.22 received  
by Reservation Telephone Cooperative  
12/06/2002 CC: Comm Legal Ilona Pat .

**12** **PU-2271-02-436** Pages: 0  
\$73.26 received  
by Sprint Communications Co. LP dba Sprint Communi  
12/06/2002 CC: Comm Legal Ilona Jerry .



**APPROVED**

MOTION

DATE: 11-6-02  
KME

November 6, 2002

Sprint Communications Co. LP/  
Qwest Corporation  
Interconnection Agreement Amendment  
Application

Case No. PU-2271-02-436

I move the Commission bill Sprint Communications Co. LP and Qwest Corporation for costs incurred to date in Case No. PU-2271-02-436, Sprint Communications Co. LP/Qwest Corporation, Interconnection Agreement Amendment, Application.



**Public Service Commission**  
State of North Dakota

COMMISSIONERS

Susan E. Wefald, President  
Leo M. Reinbold  
Anthony T. Clark

Executive Secretary  
Jon H. Mielke

600 E Boulevard Ave. Dept. 408  
Bismarck, North Dakota 58505-0480  
web: [www.psc.state.nd.us](http://www.psc.state.nd.us)  
e-mail: [sab@oracle.psc.state.nd.us](mailto:sab@oracle.psc.state.nd.us)  
TDD 800-366-6888  
Fax 701-328-2410  
Phone 701-328-2400

November 6, 2002

Evelyn Vernon  
Regulatory Accounting  
Sprint  
6860 W 115th St  
MS: KSOPKD0105  
Overland Park KS 66211

Dan Kuntz  
PO Box 1695  
Bismarck ND 58502-1695

RE: Case No. PU-2271-02-436  
Sprint Communications Co. LP/Qwest Corporation  
Interconnection Agreement Amendment  
Application

Enclosed is a copy of the statement approved at the November 6, 2002 Public Service Commission meeting for the expenses incurred to date in Case No. PU-2271-02-436.

Under N.D.C.C. 49-21-01.7, these expenses are billed through the Valuation Fund and must be paid for by the telecommunications company involved.

Please make your check payable to the *Public Service Commission*.

Sincerely,

Gloria Geiger  
Admin Staff Officer  
701-328-2401

Enc.

c: Scott Macintosh  
Qwest Corporation  
PO Box 5508  
Bismarck ND 58502-5508

Director - Interconnection Compliance  
Qwest Corporation  
1801 California St Rm 2410  
Denver CO 80202

Ken Ross  
Sprint  
6450 Sprint Pkwy  
MS KSOPHN0212  
Overland Park KS 66251

## Billing Statement

November 6, 2002

Sprint Communications Co. LP/  
Qwest Corporation  
Interconnection Agreement Amendment  
Application

Case No. PU-2271-02-436

### Bill To:

Sprint Communications Co. LP .....	\$73.26
Qwest Corporation .....	\$73.26

### Expenses Incurred to Date:

Advertising Costs	\$146.52
-------------------	----------

### Send Payment and a Copy of this Statement To:

Public Service Commission  
600 E Boulevard Ave Dept 408  
Bismarck ND 58505-0480

**Federal Tax ID 45-0309764**

STATE OF NORTH DAKOTA  
PUBLIC SERVICE COMMISSION

<b>Sprint Communications Company, L.P./Qwest Corporation Interconnection Agreement Amendment Application</b>	<b>Case No. PU-2271-02-436</b>
<b>New Edge Network, Inc./Qwest Corporation Interconnection Agreement Amendment Application</b>	<b>Case No. PU-2442-02-444</b>
<b>New Edge Network, Inc./Qwest Corporation Interconnection Agreement Application</b>	<b>Case No. PU-2442-02-456</b>
<b>Level 3 Communications, LLC/Qwest Corporation Interconnection Agreement Application</b>	<b>Case No. PU-2780-02-457</b>
<b>Ionex Communications North, Inc./Qwest Corporation Interconnection Agreement Amendment Application</b>	<b>Case No. PU-2491-02-462</b>

**AFFIDAVIT OF SERVICE BY CERTIFIED MAIL AND ORDINARY MAIL**

STATE OF NORTH DAKOTA  
COUNTY OF BURLEIGH

**Sharon Helbling** deposes and says that:

she is over the age of 18 years and not a party to this action and, on the **24th day of October, 2002**, she deposited in the United States Mail, Bismarck, North Dakota **six** envelopes with certified postage, return receipt requested, fully prepaid, securely sealed and each containing a photocopy of:

**Order**

The envelopes were addressed as follows:

Dan Kuntz  
P O Box 1695  
Bismarck ND 58502-1695

**Cert. No. 7001 1940 0005 3426 5528**

Ken Ross  
Sprint  
6450 Sprint Pkwy Mailstop: KSOPHN0212  
Overland Park KS 66251  
**Cert. No. 7001 1940 0005 3426 5535**

**9**      **PU-2271-02-436**      Pages: 2  
Affidavit of Service  
by Public Service Commission  
10/24/2002      CC: Comm Legal Ilona Jerry .

Peter Blisard  
Level 3 Communications LLC  
1025 Eldorado Blvd  
Broomfield CO 80021  
**Cert. No. 7001 1940 0005 3426 5542**

Robert McMillin  
New Edge Network Inc  
3000 Columbia House Blvd Ste 106  
Vancouver WA 98661  
**Cert. No. 7001 1940 0005 3426 5559**

Stacey Waddell  
New Edge Network Inc  
3000 Columbia House Blvd  
Vancouver WA 98661  
**Cert. No. 7001 1940 0005 3426 5566**

Russell C Merbeth  
Ionex Communications North Inc  
15305 Dallas Pkwy Ste 1500  
Addison TX 75001  
**Cert. No. 7001 1940 0005 3426 5573**

**Sharon Helbling** further deposes and says that on the **24th day of October, 2002**, she deposited in the United States Mail, Bismarck, North Dakota, **two** envelopes by regular mail, with postage fully prepaid, securely sealed, each containing a photocopy of the same.



Scott Macintosh  
Qwest Corporation  
P O Box 5508  
Bismarck ND 58502-5508

Dir-Interconnection Compliance  
Qwest Corporation  
1801 California St Rm 2410  
Denver CO 80202

Greg Rogers  
Level 3 Communications LLC  
1025 Eldorado Blvd  
Broomfield CO 80021

Each address shown is the respective addressee's last reasonably ascertainable post office address.

Subscribed and sworn to before me  
this **24th day of October, 2002**.

  
  
Notary Public

SEAL

**CHARLENE A. MAGSTADT**  
Notary Public, State of NORTH DAKOTA  
My Commission Expires Jan. 7, 2004

**MOTION**

**APPROVED**

DATE: 10-23-02

KMF

**October 23, 2002**

**Sprint Communications Company, L.P./Qwest Corporation  
Interconnection Agreement Amendment  
Application**

**Case No. PU-2271-02-436**

**New Edge Network, Inc./Qwest Corporation  
Interconnection Agreement Amendment  
Application**

**Case No. PU-2442-02-444**

**New Edge Network, Inc./Qwest Corporation  
Interconnection Agreement  
Application**

**Case No. PU-2442-02-456**

**Level 3 Communications, LLC/Qwest Corporation  
Interconnection Agreement  
Application**

**Case No. PU-2780-02-457**

**Ionex Communications North, Inc./Qwest Corporation  
Interconnection Agreement Amendment  
Application**

**Case No. PU-2491-02-462**

I move the Commission adopt the Order approving the captioned  
interconnection agreements.

JRL/sdh

**STATE OF NORTH DAKOTA  
PUBLIC SERVICE COMMISSION**

**Sprint Communications Company, L.P./Qwest Corporation  
Interconnection Agreement Amendment  
Application** **Case No. PU-2271-02-436**

**New Edge Network, Inc./Qwest Corporation  
Interconnection Agreement Amendment  
Application** **Case No. PU-2442-02-444**

**New Edge Network, Inc./Qwest Corporation  
Interconnection Agreement  
Application** **Case No. PU-2442-02-456**

**Level 3 Communications, LLC/Qwest Corporation  
Interconnection Agreement  
Application** **Case No. PU-2780-02-457**

**Ionex Communications North, Inc./Qwest Corporation  
Interconnection Agreement Amendment  
Application** **Case No. PU-2491-02-462**

**ORDER**

**October 23, 2002**

On August 13, 2002, Qwest Corporation (Qwest) filed an application for approval of an amendment negotiated to its interconnection agreement with Sprint Communications Company, L.P. of Overland Park Kansas, Case No. PU-2271-02-436. This amendment sets rates, terms and conditions for unbundled loops, loop mux combination, special and bona fide requests, and single point of presence in the LATA.

On August 21, 2002, Qwest filed for approval of an amendment negotiated to its interconnection agreement with New Edge Network, Inc., of Vancouver WA, Case No. PU-2442-02-444. This amendment sets rates, terms and conditions for DC power reduction and collocation decommissioning, cancellation or transfer of responsibility.

On August 28, 2002, Qwest filed for approval of a new interconnection agreement negotiated with New Edge Network, Inc., Case No. PU-2442-02-456. This agreement supersedes a previous agreement and adopts Qwest's sixth revised Statement of Generally Available Terms and Conditions for interconnection of facilities, unbundled network elements, ancillary services and services for resale.

Also on August 28, 2002, Qwest filed for approval of an interconnection agreement negotiated with Level 3 Communications, LLC of Louisville CO, Case No. PU-2780-02-457. This agreement sets forth rates, terms and conditions for

interconnection of facilities including unbundled network elements, ancillary services and services for resale.

On August 29, 2002, Qwest filed for approval of an amendment negotiated to its interconnection agreement with Ionex Communications North, Inc. of Addison, TX, Case No. PU-2491-02-462. This amendment sets bill and keep compensation arrangements.

These agreements were filed under Section 252(e) of the Telecommunications Act of 1996 (Act). The Act requires that any agreement adopted by negotiation or arbitration be submitted for approval to the Commission. Under section 252(e)(2)(A), the Commission may only reject an agreement (or portion thereof) adopted by negotiation if it finds that:

1. the agreement (or portion thereof) discriminates against a telecommunications carrier that was not a party to the agreement;
2. the implementation of the agreement (or portion thereof) is not consistent with the public interest, convenience, and necessity.

In addition, the Commission may include in its review state requirements that do not constitute barriers to entry under section 253.

On September 11, 2002, the Commission issued a Notice of Opportunity to File Written Comments, which provided that the Commission would receive comments on the agreements until October 15, 2002. No comments have been received.

The Commission has reviewed the agreements and does not find them discriminatory against a telecommunications carrier that was not a party to the agreements. The Commission finds that implementation of the agreements is not inconsistent with the public interest, convenience and necessity.

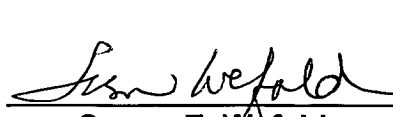
### Order

The Commission orders:

1. The captioned interconnection agreements are APPROVED.
2. The Commission retains continuing jurisdiction over the agreements at all times.
3. Notice of any changes to the agreements must be filed promptly with the Commission.
4. The agreements must not be assigned, assumed or otherwise transferred without the approval of the Commission.

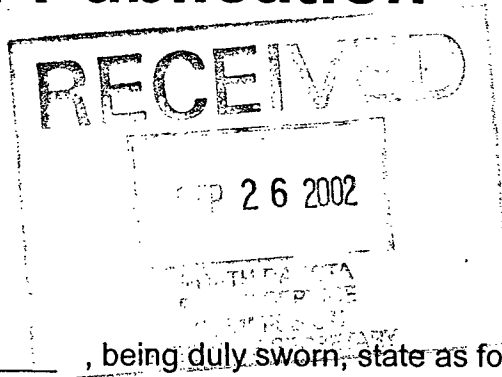
### PUBLIC SERVICE COMMISSION

  
Anthony T. Clark  
Commissioner

  
Susan E. Wefald  
President

  
Leo M. Reinbold  
Commissioner

# Affidavit of Publication



State of North Dakota )  
County of Burleigh )

Laurie Thiel

, being duly sworn, state as follows:

1. I am the designated agent, under the provisions and for the purposes of, Section 31-04-06, NDCC, for the newspapers listed on the attached exhibits.
2. The newspapers listed on the exhibits published the advertisement of:  
Sprint - Jonex, 1 time(s)  
as required by law or ordinance.
3. All of the listed newspapers are legal newspapers in the State of North Dakota and, under the provisions of Section 46-05-01, NDCC, are qualified to publish any public notice or any matter required by law or ordinance to be printed or published in a newspaper in North Dakota.

Signed: [Signature]

Subscribed and sworn to before me this 25<sup>th</sup> day of September A.D. 2002

[Signature]

7 **PU-2442-02-444** Pages: 1  
Affidavit of Publication  
by North Dakota Advertising Service, Inc.  
09/26/2002 CC: Comm Legal Ilona Jerry .



6 **PU-2271-02-436** Pages: 1  
Affidavit of Publication  
by North Dakota Advertising Service, Inc.  
09/26/2002 CC: Comm Legal Ilona Jerry .

6 **PU-2442-02-456** Pages: 1  
Affidavit of Publication  
by North Dakota Advertising Service, Inc.  
09/26/2002 CC: Comm Legal Ilona Jerry .

6 **PU-2780-02-457** Pages: 1  
Affidavit of Publication  
by North Dakota Advertising Service, Inc.  
09/26/2002 CC: Comm Legal Ilona Jerry .

6 **PU-2491-02-462** Pages: 1  
Affidavit of Publication  
by North Dakota Advertising Service, Inc.  
09/26/2002 CC: Comm Legal Ilona Jerry .



# North Dakota Newspaper Association

1435 Interstate Loop  
Bismarck, ND 58503-0567  
Ph (701) 223-6397 • Fax (701) 223-8185

## INVOICE

Order **02093PP1-16645**

Invoice # **4519**

September 25, 2002

Attn: JONH. MIELKE  
PUBLIC SERVICE COMMISSION  
STATE CAPITOL  
BISMARCK, ND 58505

Advertiser: **Public Service Commission**

P.O.#:

Amount Due

**\$732.59**


Amount Paid

Voice: 328-4076

*Please detach and return this portion with your payment*

Public Service Commission Invoice # 02093PP1-16645-4519

Ad Size	Rate Type	Rate	Total	Discount (%)	Caption	Page	Run Date
<b>DAILY</b>							
<b>Bismarck Tribune (Bismarck ND)</b>							
1.00	Special	69.12	69.12	0.00	Sprint - lonex		09/16/02
<b>Devils Lake Daily Journal (Devils Lake ND)</b>							
1.00	Special	71.82	71.82	0.00	Sprint - lonex		09/16/02
<b>Dickinson Press (Dickinson ND)</b>							
1.00	Special	71.25	71.25	0.00	Sprint - lonex		09/15/02
<b>Fargo, The Forum (Fargo ND)</b>							
1.00	Special	71.71	71.71	0.00	Sprint - lonex		09/23/02
<b>Grand Forks Herald (Grand Forks ND)</b>							
1.00	Special	73.83	73.83	0.00	Sprint - lonex		09/16/02
<b>Jamestown Sun (Jamestown ND)</b>							
1.00	Special	69.66	69.66	0.00	Sprint - lonex		09/16/02
<b>Minot Daily News (Minot ND)</b>							
168.00	SPR2	0.54	90.72	0.00	Sprint - lonex		09/16/02
<b>Valley City Times-Record (Valley City ND)</b>							
1.00	Special	71.25	71.25	0.00	Sprint - lonex		09/16/02
<b>Wahpeton Daily News (Wahpeton ND)</b>							
1.00	Special	71.25	71.25	0.00	Sprint - lonex		09/17/02
<b>Williston Herald (Williston ND)</b>							
1.00	Special	71.98	71.98	0.00	Sprint - lonex		09/16/02



Gross Advertising	732.59	Total Misc	0.00	Amount Paid	0.00
Agency Discount		Tax	0.00	Adjustments	0.00
Other Discount	0.00	Total Billed	732.59	Payment Date	
Service Charge	0.00	Unbilled	0.00	Balance Due	732.59

6 **PU-2271-02-436** Pages: 1  
 6 **PU-2442-02-456** Pages: 1  
 6 **PU-2780-02-457** Pages: 1

7 **PU-2442-02-444** Pages: 1  
 6 **PU-2491-02-462** Pages: 1

Affidavit of Publication

Affidavit of Publication

by North Dakota Advertising Service, Inc.

by North Dakota Advertising Service, Inc.

09/26/2002

CC: Comm Legal Ilona Jerry .

09/26/2002

CC: Comm Legal Ilona Jerry .

STATE OF NORTH DAKOTA  
PUBLIC SERVICE COMMISSION

**Sprint Communications Company, L.P./Qwest Corporation  
Interconnection Agreement Amendment  
Application** Case No. **PU-2271-02-436**

**New Edge Network, Inc./Qwest Corporation  
Interconnection Agreement Amendment  
Application** Case No. **PU-2442-02-444**

**New Edge Network, Inc./Qwest Corporation  
Interconnection Agreement  
Application** Case No. **PU-2442-02-456**

**Level 3 Communications, LLC/Qwest Corporation  
Interconnection Agreement  
Application** Case No. **PU-2780-02-457**

**Ionex Communications North, Inc./Qwest Corporation  
Interconnection Agreement Amendment  
Application** Case No. **PU-2491-02-462**

**AFFIDAVIT OF SERVICE BY CERTIFIED MAIL AND ORDINARY MAIL**

STATE OF NORTH DAKOTA  
COUNTY OF BURLEIGH

**Sharon Helbling** deposes and says that:

she is over the age of 18 years and not a party to this action and, on the **12th day of September, 2002**, she deposited in the United States Mail, Bismarck, North Dakota **six** envelopes with certified postage, return receipt requested, fully prepaid, securely sealed and each containing a photocopy of:

**Notice of Opportunity to File Written Comments**

The envelopes were addressed as follows:

Dan Kuntz  
P O Box 1695  
Bismarck ND 58502-1695

**Cert. No. 7099 3220 0002 8482 2974**

Ken Ross  
Sprint  
6450 Sprint Pkwy Mailstop: KSOPHN0212  
Overland Park KS 66251  
**Cert. No. 7099 3220 0002 8482 2981**

Peter Blisard  
Level 3 Communications LLC  
1025 Eldorado Blvd  
Broomfield CO 80021  
**Cert. No. 7099 3220 0002 8482 2998**

Robert McMillin  
New Edge Network Inc  
3000 Columbia House Blvd Ste 106  
Vancouver WA 98661  
**Cert. No. 7099 3220 0002 8482 3001**

Stacey Waddell  
New Edge Network Inc  
3000 Columbia House Blvd  
Vancouver WA 98661  
**Cert. No. 7099 3220 0002 8482 3018**

Russell C Merbeth  
Ionex Communications North Inc  
15305 Dalls Pkwy Ste 1500  
Addison TX 75001  
**Cert. No. 7099 3220 0002 8482 3025**

**Sharon Helbling** further deposes and says that on the **12th day of September, 2002**, she deposited in the United States Mail, Bismarck, North Dakota, **two** envelopes by regular mail, with postage fully prepaid, securely sealed, each containing a photocopy of the same.



Scott Macintosh  
Qwest Corporation  
P O Box 5508  
Bismarck ND 58502-5508

Dir-Interconnection Compliance  
Qwest Corporation  
1801 California St Rm 2410  
Denver CO 80202

Greg Rogers  
Level 3 Communications LLC  
1025 Eldorado Blvd  
Broomfield CO 80021

Each address shown is the respective addressee's last reasonably ascertainable post office address.

Subscribed and sworn to before me  
this **12th day of September, 2002**.


Notary Public

SEAL

**SANDRA L. SCOTT**  
Notary Public, STATE OF NORTH DAKOTA  
My Commission Expires JUNE 11, 2004



Each address shown is the respective addressee's last reasonably ascertainable post office address.

  
\_\_\_\_\_

Subscribed and sworn to before me  
this **12th day of September, 2002.**

  
\_\_\_\_\_  
Notary Public

SEAL

**SANDRA L. SCOTT**  
Notary Public, STATE OF NORTH DAKOTA  
My Commission Expires JUNE 11, 2004

wbrudvik@ohnstadlaw.com  
William Brudvik

donlee@martin-associates.com  
Don Lee

jlchapman@acomminc.com  
Jerry Chapman  
Acomm Inc  
510 1st Ave N Ste 203  
Minneapolis MN 55403-0343

Advanced Telcom Inc  
19 Old Courthouse Sq  
Santa Rosa CA 95404-4920

jbrowne@lga.att.com  
Janet Browne  
AT&T  
1875 Lawrence St 14th Fl  
Denver CO 80202

smassey@bepc.com  
Sheryl Massey  
Basin Electric Power Coop  
1717 E Interstate Ave  
Bismarck ND 58501-0564

jtmgr@bektel.com  
Jerome Tishmack  
BEK Communications Cooperative  
PO Box 230  
Steele ND 58482-0230

jtmgr@bektel.com  
Jerome Tishmack  
BEK Communications I Inc  
PO Box 230  
Steele ND 58482-0230

C12 Inc  
200 Galleria Pkwy Ste 1200  
Atlanta GA 30339

Citizens Telecomm Co of Minnesota  
3 High Ridge Park  
Stamford CT 06905

Citizens Telecomm Co of ND  
3 High Ridge Pk  
Stamford CT 06905

ltade@czn.com  
Lance Tade  
Citizens Telecomm of ND

Daniel L Barth  
Comm South Companies Inc  
6830 Walling Ln  
Dallas TX 75231-7204

Computer Integrated Communications Inc  
8502 Bells Mill Rd  
Potomac MD 20854-4071

mannawiz@pacbell.net  
Larry Manna  
Compuwiz  
1012 Industrial Blvd  
South Lake Tahoe CA 96150

sheba.chacko@btna.com  
Sheba Chacko  
Concert Communications Sales LLC  
11911 Freedom Dr 11th Fl  
Reston VA 20190

Consolidated Telcom  
PO Box 1077  
Dickinson ND 58601-1077

ken@consolidatedtelcom.com  
L Dan Wilhelmson  
Consolidated Telcom  
PO Box 1077  
Dickinson ND 58601-1077

Robert Hill  
Daktel Communications LLC  
P O Box 299  
Carrington ND 58421-0299

Dave Dircks  
DCN LLC  
P O Box 180  
Devils Lake ND 58301-0180

drtc@drtel.net  
Darren Moser  
Dickey Rural Telephone Cooperative  
PO Box 69  
Ellendale ND 58436-0069

bgipson@vartec.net  
Becky Gipson  
eMeritus Communications Inc  
1600 Viceroy Dr  
Dallas TX 75235

Essex Communications Inc  
543 Main St  
New Rochelle NY 10801-7214

bgipson@vartec.net  
Becky Gipson  
Excel Telecommunications Inc  
1600 Viceroy Dr  
Dallas TX 75235

paul@consolidatedtelcom.com  
Paul Schuetzler  
Consolidated Telcom  
PO Box 1077  
Dickinson ND 58601-1077

Contact Communications  
937 W Main St  
Riverton WY 82501

mjrasher@msn.com  
Mary Jane Rasher  
DCI Group

Dickey Rural Services Inc  
P O Box 69  
Ellendale ND 58436

DIECA Communications Inc  
3420 Central Expy  
Santa Clara CA 95051-0703

Regulatory Dept  
Essential.com Inc  
5 Bragdon Ln Ste 200  
Kennebunk Me 04043

Evercom Systems Inc  
8201 Tristar Dr  
Irving TX 75063-2824

Dave Waters  
Fairpoint Communications Solutions  
521 E Morehead St Ste 250  
Charlotte NC 28202-2695

meredith.gifford@gecapital.com  
Meredith Gifford  
GE Business Productivity Solutions Inc  
6540 Powers Ferry Rd  
Atlanta GA 30339

glenn.richards@shawpittman.com  
Glenn Richards  
Glenn Richards  
ShawPittman  
2300 N St NW

Global Tel\*Link Corporation  
2609 Cameron St  
Mobile AL 36607

Global Telelink Services Inc  
1455 Old Alabama Rd Ste 100  
Roswell GA 30076-2134

cooperstown@mlgc.com  
Ray Brown  
Griggs County Telephone Company  
Cooperstown ND 58425

rlaqua@rrv.net  
Ronald Laqua  
Halstad Telephone Company  
PO Box 55  
Halstad MN 56548-0055

hold@texas.net  
Dana Wilson  
Home Owners Long Distance Inc  
8647 Wurzbach Rd #M-1  
San Antonio TX 78240-1245

HTC Services Inc  
P O Box 55  
Halstad MN 56548

Julia Waysdorf  
ICG Telecom Group Inc  
161 Inverness Dr W  
Englewood CO 80112

carl.billek@corp.idt.net  
Carl Billek  
IDT America, Corp.  
520 Broad St 7th Fl  
Newark NJ 07102

jamie@ignus.com  
Jamie Kubik  
Ignus Inc  
P O Box 9202  
Fargo ND 58106-9202

karen.johnson@integratelecom.com  
Karen Johnson  
Integra Telecom of North Dakota Inc  
19545 Von Neumann Dr Ste 200  
Beaverton OR 97006-6902

kander@ictc.com  
Keith Anderson  
Inter-Community Telephone Co  
PO Box 8  
Nome ND 58062-0008

kander@ictc.com  
Keith Anderson  
Inter-Community Telephone Co. II  
PO Box 8  
Nome ND 58062-0008

Intrado Communications Inc  
6285 Lookout Rd  
Boulder CO 80301

Neil Schmid  
Ionex Communications North Inc  
15305 Dallas Pkwy Ste 1500  
Addison TX 75001-6768

IPVoice Communications Inc  
14860 Montfort Dr Ste 210  
Dallas TX 75254-6772

anewell@jato.net  
Andrew R Newell  
JATO Operating Two Corp  
600 17th St Ste 18005  
Denver CO 80202-5441

Local Telcom Holdings LLC  
485 Madison Ave 15th Fl  
New York NY 10022-5803

Steven Katka  
Loretel Systems Inc  
13 E 4th Ave  
Ada MN 56510

Michel Murray  
MCI WorldCom Inc  
707 17th St Ste 3600  
Denver CO 80202

wheaston@mcleodusa.com  
William Heaston  
McLeodUSA  
P O Box 3177  
Cedar Rapids IA 52406-3547

knations@mmfn.com  
Karen Nations  
Metromedia Fiber Network Services Inc  
360 Hamilton Ave  
White Plains NY 10601

sbunn@mlgc.com  
Shelie Bunn  
Moore & Liberty Telephone Co  
Enderlin ND 58027

James Valley Coop Telephone Co  
P O Box 69  
Ellendale ND 58436-0069

KMC Telecom V Inc  
1545 Rt 206  
Bedminster NJ 07921

barbara.loscalzo@lmco.com  
Barbara Loscalzo  
Lockheed Martin Global Telecomm  
2339 Route 70 West  
Cherry Hill NJ 08002

susan.a.travis@wcom.com  
Susan Travis  
MCI Worldcom  
201 Spear St 9th Fl  
San Francisco CA 94105

McKenzie Consolidated Telecom LLC  
P O Box 1140  
Watford City ND 58854-1140

Amy Ibis  
McLeodUSA  
5100 S McLeod Ln  
Sioux Falls SD 57108-2207

gerrya@midrivers.com  
Gerry Anderson  
Mid-Rivers Telephone Coop Inc  
PO Box 280  
Circle MT 59215-0280

hfuglest@ndarec.com  
Harlan Fugelsten  
ND Assn Rural Electric Coops  
PO Box 727  
Mandan ND 58554-0727

dhill@ndarec.com  
Dennis Hill  
ND Assn Rural Electric Coops  
PO Box 727  
Mandan ND 58554-0727

pschaner@ndarec.com  
Patti Schaner  
ND Assn Rural Electric Coops  
PO Box 727  
Mandan ND 58554-0727

jsilveira@netlojix.com  
Janet Medeiros-Silveira  
NetLogix Telecom Inc  
501 Bath St  
Santa Barbara CA 93101

info@newaccess.cc  
Steven C Clay  
New Access Communications LLC  
801 Nicollet Ave Ste 350  
Minneapolis MN 55402

New Edge Network Inc  
3000 Columbia House Blvd Ste 106  
Vancouver WA 98661

lclemens@nft.net  
Larry Clemens  
Noonan Farmers Tele Co  
Noonan ND 58765

rer@norlight.com  
Robert E Rogers  
NorLight Inc  
275 N Corporate Dr  
Brookfield WI 53045

laurie.willman@metro1.com  
Laurie Willman  
North By NortheastCom LLC

Dave Dircks  
North Dakota Long Distance Inc  
P O Box 180  
Devils Lake ND 58301-0180

pat@ndta.net  
Patricia Gisinger  
North Dakota Telephone Assoc  
PO Box 2614  
Bismarck ND 58502-2614

klund@nccray.com  
Kenneth Lund  
Northwest Communications Corp  
PO Box 38  
Ray ND 58849-0038

ddunning@polarcomm.com  
David Dunning  
Polar Commun Mut Aid Corp  
PO Box 270  
Park River ND 58270-0270

ddunning@polarcomm.com  
David Dunning  
Polar Telcom Inc  
PO Box 270  
Park River ND 58270-0270

ddunning@polarcomm.com  
David Dunning  
Polar Telecommunications Inc  
PO Box T  
Park River ND 58270

Jeff Walker  
Preferred Carrier Services Inc  
14681 Midway Rd Ste 105  
Dallas TX 75001

Premiere Network Services Inc  
1510 N Hampton Rd Ste 120  
DeSoto TX 75115

donn@srt.com  
Don Neqaard  
Pringle and Herigstad P C  
PO Box 1000  
Minot ND 58702-1000

sschwan@qwest.com  
Suzy Schwandt  
Qwest Corporation

mkambeiqwest.com  
Mel Kambeitz  
Qwest Corporation  
220 N 5th St  
Bismarck ND 58501

maneill@qwest.com  
Mary Ann Neill  
Qwest Corporation  
1801 California St Rm 4700  
Denver CO 80202

areyes@telfile.com  
Ayanery Reyes  
QX Telecom LLC  
230 5th Ave Ste 800  
New York NY 10001

ardondoran@rrt.net  
Ardon Doran  
Red River Rural Tele Assoc  
PO Box 136  
Abercrombie ND 58001-0136

royce@restel.net  
Royce Aslakson  
Reservation Telephone Cooperative  
Parshall ND 58770

shaneh@restel.net  
Shane Hart  
Reservation Telephone Cooperative  
Parshall ND 58770

Scott Lee  
Protel Advantage Inc  
3145 Hafner Ct  
Shoreview MN 55126-3802

kblicke@qwest.com  
Kent Blickensderfer  
Qwest Corporation  
PO Box 5508  
Bismarck ND 58502-5508

smacint@qwest.com  
Scott Macintosh  
Qwest Corporation  
PO Box 5508  
Bismarck ND 58502-5508

saberry@qwest.com  
Sharon Berry  
Qwest Corporation  
409 1st Ave N  
Fargo ND 58102-4802

pam@tnics.com  
Pamela Harrington  
RC Communications Inc  
PO Box 197  
New Effington SD 57255-0197

ardondoran@rrt.net  
Ardon Doran  
Red River Telecom Inc  
PO Box 136  
Abercrombie ND 58001-0136

mbrestel@ndak.net  
Marcia Burckhard  
Reservation Telephone Cooperative  
Parshall ND 58770

pam@tnics.com  
Pamela Harrington  
Roberts Cty Tele Coop Assoc  
New Effington SD 57255

ServiSense.com Inc  
115 Shawmut Rd  
Canton MA 02021-1438

suelh@srttel.com  
Sue Hamilton  
SRT Communications Inc  
P O Box 789  
Minot ND 58702-0789

christm@srttel.com  
Chris Morsefield  
SRT Communications Inc  
P O Box 789  
Minot ND 58702-0789

johnar@srttel.com  
John Reiser  
SRT Communications Inc  
P O Box 789  
Minot ND 58702-0789

mdickers@state.nd.us  
Marcy Dickerson  
State Tax Department  
State Capitol  
Bismarck ND 58505

Telera Communications Inc  
910 E Hamilton Ave Ste 200  
Campbell CA 95008

jennifer.arnold@uslink.com  
Jennifer Arnold  
U S Link Inc  
P O Box 317  
Pequot Lakes MN 56472-0327

kjvannin@usgs.gov  
K Vannin  
U S Geological Survey

bobhill@skylandnd.net  
Bob Hill  
Skyland Technologies Inc  
P O Box 939  
Williston ND 58802-0939

stevedl@srttel.com  
Steve Lysne  
SRT Communications Inc  
P O Box 789  
Minot ND 58702-0789

janehp@srttel.com  
Jane Petersen  
SRT Communications Inc  
P O Box 789  
Minot ND 58702-0789

kimrw@srttel.com  
Kim Weydahl  
SRT Communications Inc  
P O Box 789  
Minot ND 58702-0789

stthomas@talk.com  
Sharon Thomas  
Talk America Inc  
12001 Science Dr Ste 130  
Orlando FL 32826

Touch America Inc  
40 E Bdwy  
Butte MT 59701

lahall@usgs.gov  
Lenora Hall  
U S Geological Survey

U S West Interprise America Inc  
7800 E Orchard Rd Ste 480  
Englewood CO 80111

United Communications HUB Inc  
225 S Lake Ave Ste 705  
Pasadena CA 91106

VarTec Telecom Inc  
1600 Viceroy Dr  
Dallas TX 75235

bonniek@westriv.com  
Bonnie Krause  
West River Telecomm Coop  
PO Box 467  
Hazen ND 58545-0467

paulihland@wtc-mail.net  
Paul Ihland  
Wolverton Telephone Company  
Wolverton MN 56594

kander@ictc.com  
Keith Anderson  
Valley Communications Inc  
P O Box 8  
Nome ND 58062

anthony.gillman@verizon.com  
Anthony Gillman  
Verizon Select Services Inc  
P O Box 110  
Tampa FL 33601-0110

mickg@westriv.com  
Mick Grosz  
West River Telecommunications Coop  
PO Box 467  
Hazen ND 58545-0467

Jennifer Sikes  
1-800 Reconex  
2500 Industrial Ave  
Hubbard OR 97032

Ann Faught  
Absaraka Co-op Tele Co  
Absaraka ND 58002

ACN Communications Services Inc  
32991 Hamilton Ct  
Farmington Hills MI 48334

Arch Paging  
11437 Valley View Rd  
Eden Prairie MN 55344

Leeann Brunnette  
AT&T  
P O Box 71142  
Clive IA 50325-0142

Jack Medaris  
Atlas Communications LTD  
484 Norristown Rd Ste 123  
Blue Bell PA 19422

John Broten  
Bell Atlantic Communications Inc  
1320 N Court House Rd 9th Fl  
Arlington VA 22201

Jennifer Whitley  
Business Discount Plan Inc  
1 World Trade Ctr Ste 800  
Long Beach CA 90831-0800

Scott Geston  
Cable One of Fargo  
P O Box 10624  
Fargo ND 58106-0624

Choctaw Communications Inc  
1600 Viceroy  
Dallas TX 75235

Robert Fallan  
Coast International  
14303 W 95th St  
Lenexa KS 66215-5210

Comcast Business Communications Inc  
650 Centerton Rd  
Moorestown NJ 08057

Molli Harper  
Commnet Cellular Inc  
8350 E Crescent Pkwy Ste 400  
Englewood CO 80111

Murray Barr  
Competitive Strategies Group Inc  
164 N Euclid Ave  
Oak Park IL 60302-2106

D D D Calling Inc  
6300 Richmond Ave Ste 304  
Houston TX 77057

Keith Larson  
Dakota Central Tele Coop  
PO Box 299  
Carrington ND 58421-0299

Keith Larson  
Dakota Central Telecom I  
PO Box 299  
Carrington ND 58421-0299

Dickey Rural Communications Inc  
PO Box 69  
Ellendale ND 58436-0069

DSLnet Communications LLC  
545 Long Wharf Dr  
New Haven CT 06511

Easton Telecom Services Inc  
3046 Brecksville Rd #A  
Richfield OH 44286-9399

Lawrence Freedman  
Fleischman & Walsh  
1400 16th ST NW  
Washington DC 20036

Lucille Nilson  
Griggs County Telephone Company  
Cooperstown ND 58425

HJN Telecom Inc  
3235 Satellite Blvd Bldg 400 Ste 300  
Duluth GA 30096

Ken Hanks  
International Telcom Ltd  
417 2nd Ave W  
Seattle WA 98119

Sue Weiske  
Ionex Communications North Inc  
15305 Dallas Pkwy Ste 1500  
Addison TX 75001-6768

Larry Barnes  
IXC/SSC-Regulatory Affairs  
1122 S Capital of TX Hwy  
Austin TX 78746-6426

Myer Shark  
Knollwood Place Apts #221  
3630 Phillips Pkwy  
St Louis Park MN 55426

LCI International Telecom Corp  
4650 Lakehurst Ct  
Dublin OH 43017

Jan Lowe  
Long Dist Consolidated Billing Co  
145 S Livernois Rd #199  
Rochester MI 48307-1837

Marilyn Foss  
MCI WorldCom Inc  
707 17th St Ste 3600  
Denver CO 80202

Ronald Rodemerk  
Frontier Comm International  
180 S Clinton Ave  
Rochester NY 14646-0500

Group Long Distance Inc  
9500 Toledo Way  
Irvine CA 92618-1806

IdeaOne Telecom Group LLC  
3239 39th St SW  
Fargo ND 58104

David A. Huberman  
Intrado Communications Inc  
6285 Lookout Rd  
Boulder CO 80301

Nanette Edwards  
ITC DELTACOM INC  
4092 Memorial Pkwy SW  
Huntsville AL 35802-1382

Katherine E Ford  
U S WEST  
1801 California St Ste 5100  
Denver CO 80202  
Thomas K Crowe  
Law Offices of Thomas K Crowe PC  
2300 M St NW Ste 800  
Washington DC 20037

Level 3 Communications LLC  
3555 Farnam St  
Omaha NE 68131

Jim Marchant  
Maxcess Inc  
P O Box 951419  
Lake Mary FL 32795-1419

MCImetro Access Transmission Services  
707 17th ST Ste 3600  
Denver CO 80202

Midcontinent Communications  
410 South Phillips Ave  
Sioux Falls SD 57104

Gordon Wilhelmi  
Midstate Communications Inc  
PO Box 400  
Stanley ND 58784-0400

Minnesota Independent Equal Access  
Corp  
10300 6th Avenue N  
Plymouth MN 55441

MVX Communications LLC  
100 Rowland Way Ste 145  
Novato CA 94945

Richard Thronson  
Nemont Telephone Cooperative Inc  
Scobey MT 59263

Dave Dircks  
North Dakota Telephone Company  
PO Box 180  
Devils Lake ND 58301-0180

Primus Telecommunications Inc  
1700 Old Meadow Rd 3rd Fl  
McLean VA 22102

Quintelco Inc  
1 Blue Hill Plaza  
Pearl River NY 10965

Charles Steese  
Qwest Corporation  
1801 California St Ste 5100  
Denver CO 80202

Sandra Adams  
NewPath Holdings Inc  
4364 114th St  
Des Moines IA 50322

Mid-Rivers Telephone Coop Inc  
P O Box 280  
Circle MT 59215

Mark Wilhelmi  
Midstate Telephone Co  
PO Box 400  
Stanley ND 58784-0400

Mike Strand  
MITS  
PO Box 5237  
Helena MT 59604-5237

Dave Crothers  
NDATC  
Box 1144  
Mandan ND 58554-1144

Nextel West Corp  
2001 Edmund Halley Dr  
Reston VA 20191-3436

Holly Sasscer  
Operator Communications Inc  
3530 Forest Ln Ste 200  
Dallas TX 75234-7910

QuantumShift Communications Inc  
101 Rowland Way Ste 300  
Novato CA 94945

Heather Troxell  
Qwest Communications Corporation  
4250 Fairfax Dr  
Arlington VA 22203

Dean Polkow  
RCC Network Inc  
PO Box 2000  
Alexandria MN 56308-2000

Lisa Dabkowski  
SNET America Inc  
310 Orange St  
North Haven CT 06510-1719

Andrew Jones  
Sprint  
8140 Ward Pkwy Flr 5E  
Kansas City MO 64114

Randy Burckhard  
SRT Communications Inc  
P O Box 789  
Minot ND 58702-0789

Jack Medaris  
Telco Partners Inc  
484 Norristown Rd Ste 123  
Blue Bell PA 19422

Tele-Tech Inc  
2900 W 11th St  
Sioux Falls SD 57104-3660

Kenneth Carlson  
Turtle Mountain Communications  
PO Box 729  
Langdon ND 58249-0729

Sam Billingsley  
United States Advanced Network Inc  
3080 Northwoods Cir  
Norcross GA 30071-1562

Christina Tygielski  
Universal Access Inc  
Sears Tower 233 S Wacker Dr Ste 600  
Chicago IL 60606-6307

Val-Ed Joint Venture LLP  
150 2nd St SW  
Perham MN 56573

Brad Van Leur  
VP Telecom Inc  
1701 N Louise ave  
Sioux Falls SD 57107

Darrell Henderson  
West River Cooperative Telephone  
Company  
PO Box 39  
Bison SD 57620-0039

SRT Communications Inc  
P O Box 789  
Minot ND 58702-0789

Harris Saele  
T P C Inc  
PO Box 180  
Devils Lake ND 58301-0180

Al Bosch  
Tele-Beep Company  
PO Box 7072  
Bismarck ND 58502-7072

T-Netix Inc  
P O Box 701028  
Dallas TX 75370-1028

Giuseppe Vitale  
UKI Communications Inc  
500 N Rainbow Blvd Ste 300  
Las Vegas NV 89107

Kenneth Carlson  
United Telephone Mut Aid Corp  
Langdon ND 58249

Dennis Houston  
Universal Network Services of ND  
1572 North Batavia St Ste 1A  
Orange CA 92867

Randy Houdek  
Venture Communications Inc  
PO Box 157  
Highmore SD 57345-0157

West River Coop Telephone Co  
P O Box 39  
Bison SD 57620-0039

Doris Cooper  
West River Long Distance Co  
PO Box 467  
Hazen ND 58545-0467

Mick Grosz  
West River Telecomm Coop  
PO Box 467  
Hazen ND 58545-0467

Western CLEC Corporation  
3650 131st Ave SE #400  
Bellevue WA 98006

Carolyn Fodor  
Winstar  
100 Galleria Bldg #212  
Southfield MI 48034

Z-Tel Communications Inc  
601 S Harbour Island Blvd Ste 220  
Tampa FL 33602-5925

**Helbling, Sharon D.**

---

**From:** Helbling, Sharon D.  
**Sent:** Wednesday, September 11, 2002 3:07 PM  
**To:** ndna (E-mail)  
**Subject:** Attached Notice of Opportunity to File Written Comments

**Colleen Park  
Newspaper Association**

**Colleen:**

**Please have the attached Notice of Opportunity to File Written Comments published as a legal publication in the next issue of the ten North Dakota daily newspapers, and run it as a "News Item Only" article as well.**

**Send the bill to the Public Service Commission, along with a tear sheet for billing purposes.**

**If you have any questions, please call me at 328-4076.**

**Thank you.**

**Sharon Helbling  
Public Utilities Division**



1.doc

4

**PU-2271-02-436**

Pages: 1

Notice e-mailed to NDNA requesting  
publication  
by Public Service Commission

1

09/11/2002

CC: Comm Legal Illona Jerry

**APPROVED**

**MOTION**

DATE: 9-11-02  
KMF

**September 11, 2002**

**Sprint Communications Company, L.P./Qwest Corporation  
Interconnection Agreement Amendment  
Application**

**Case No. PU-2271-02-436**

**New Edge Network, Inc./Qwest Corporation  
Interconnection Agreement Amendment  
Application**

**Case No. PU-2442-02-444**

**New Edge Network, Inc./Qwest Corporation  
Interconnection Agreement  
Application**

**Case No. PU-2442-02-456**

**Level 3 Communications, LLC/Qwest Corporation  
Interconnection Agreement  
Application**

**Case No. PU-2780-02-457**

**Ionex Communications North, Inc./Qwest Corporation  
Interconnection Agreement Amendment  
Application**

**Case No. PU-2491-02-462**

I move the Commission issue a Notice of Opportunity to File Written Comments in the captioned applications for approval of interconnection agreements.

JRL/sdh



Also on August 28, 2002, Qwest filed for approval of an interconnection agreement negotiated with Level 3 Communications, LLC of Louisville CO, Case No. PU-2780-02-457. This agreement sets forth rates, terms and conditions for interconnection of facilities including unbundled network elements, ancillary services and services for resale.

On August 29, 2002, Qwest filed for approval of an amendment negotiated to its interconnection agreement with Ionex Communications North, Inc. of Addison, TX, Case No. PU-2491-02-462. This amendment sets forth bill and keep compensation arrangements.

These agreements were filed under Section 252(e) of the Telecommunications Act of 1996 (Act). The Act requires that any agreement adopted by negotiation or arbitration be submitted for approval to the Commission. Under section 252(e)(2)(A), the Commission may only reject an agreement (or portion thereof) adopted by negotiation if it finds that:


1. the agreement (or portion thereof) discriminates against a telecommunications carrier that was not a party to the agreement;
2. the implementation of the agreement (or portion thereof) is not consistent with the public interest, convenience, and necessity

In addition, the Commission may include in its review state requirements that do not constitute barriers to entry under section 253. Section 252(e)(4) requires that the Commission must act to approve or reject an agreement adopted by negotiation within ninety (90) days after submission by the parties.


**The Commission will receive written comments on these agreements until October 15, 2002.**

For more information contact the Public Service Commission, State Capitol, Bismarck, North Dakota 58505, 701-328-2400; or Relay North Dakota 1-800-366-6888 TTY. If you require any auxiliary aids or services, such as readers, signers, or Braille materials please notify Jon Mielke, Executive Secretary.

#### PUBLIC SERVICE COMMISSION



Anthony T. Clark  
Commissioner



Susan E. Wefald  
President



Leo M. Reinbold  
Commissioner

**ZUGER KIRMIS & SMITH**


COUNSELORS AND ATTORNEYS AT LAW

Lyle W. Kirmis  
Lance D. Schreiner, P.C.  
James S. Hill, P.C. \*\*^  
Patrick J. Ward\*\*\*^  
Rebecca S. Thiem, P.C.\*\*  
Daniel S. Kuntz, P.C.  
Jerry W. Evenson, P.C.^  
Lawrence A. Dopson  
Tracy Vigness Kolb, P.C.  
Michael F. McMahon\*\*\*^  
Shawnda R. Reid\*\*+  
Constance N. Hofland

316 North Fifth Street  
Provident Building  
P.O. Box 1695  
Bismarck, ND 58502-1695  
(701) 223-2711  
fax (701) 223-7387  
www.zkslaw.com  
email: zkslaw@zkslaw.com

Of Counsel  
John A. Zuger

Thomas O. Smith  
1944-2001



Also licensed in  
Illinois \*  
Minnesota \*\*  
Missouri+  
Montana++  
South Dakota^^

^Certified Civil Trial Specialist  
National Board of Trial Advocacy

August 13, 2002

Mr. Jon Mielke  
Executive Secretary  
ND Public Service Commission  
State Capitol -- 12<sup>th</sup> Floor  
Bismarck, ND 58505-0480

**Re: Amendment to Interconnection Agreement between Qwest Corporation and Sprint Communications Company, L.P.**

Dear Mr. Mielke:

Enclosed for filing are the original and seven copies of an Amendment to the Interconnection Agreement between Qwest Corporation and Sprint Communications Company, L.P. The document amends an Interconnection Agreement that was approved by the Commission on January 16, 2002 in Docket No. PU-2271-01-584. The amendment adds terms and conditions for Unbundled Loops, Loop Mux Combination, Special Request Process, Bona Fide Request Process and Single Point of Presence in the LATA. Contact information for Sprint Communications should be directed to Ken Ross, Director-Local Market Development, 6450 Sprint Parkway, (MAILSTOP: KSOPHN0212), Overland Park, KS 66251. The telephone number is 913-534-6157.

Also enclosed is an extra copy of this letter. Please date stamp the extra copy and return it to me in the enclosed self-addressed stamped envelope.

1

**PU-2271-02-436**


Pages: 54

Interconnection Agreement Amendment  
application  
by Sprint Communications Company L.P./Qwest Corp  
08/13/2002  
CC: Comm Legal Illona Jerry

Mr. Jon Mielke  
August 13, 2002  
Page 2

Please contact me if you have any questions regarding this filing.

Sincerely,

A handwritten signature in black ink, appearing to read "D. Kuntz", with a long horizontal line extending to the right and a large loop at the bottom.


Daniel S. Kuntz

Enclosures

c: Scott Macintosh w/enc.  
Debra Hartl wo/enc.  
Ken Ross wo/enc.

P:\DKUNTZ\10070 Qwest Interconnections\1-mielke.sprint3.wpd

**Unbundled Loops, Loop Mux Combination, Special Request Process, Bona Fide Request  
Process and Single Point of Presence ("SPOP") in the LATA Amendment  
to the Interconnection Agreement between  
Qwest Corporation and  
Sprint Communications Company, LP  
for the State of North Dakota**



This is an Amendment ("Amendment") to the Interconnection Agreement between Qwest Corporation ("Qwest"), a Colorado corporation, and SPRINT Communications Company, LP ("SPRINT"). SPRINT and Qwest shall be known jointly as the "Parties".

### **RECITALS**

WHEREAS, SPRINT and Qwest entered into an Interconnection Agreement ("Agreement") for service in the state of North Dakota which was approved by the North Dakota Public Utilities Commission ("Commission"); and

WHEREAS, the Parties wish to amend the Agreement further under the terms and conditions contained herein.

### **AGREEMENT**

NOW THEREFORE, in consideration of the mutual terms, covenants and conditions contained in this Amendment and other good and valuable consideration, the receipt and sufficiency of which is hereby acknowledged, the Parties agree as follows:

#### **Amendment Terms**

The Agreement is hereby amended by adding terms and conditions for Unbundled Loops, Loop Mux Combination, Special Request Process, Bona Fide Request Process and Single Point of Presence ("SPOP") in the LATA as set forth in Attachments 1, 2, 3 and 4 and Exhibits A & B and C to this Amendment, attached hereto and incorporated herein by this reference. Additionally, the Parties agree to replace Section (E)1.16.10 of the Agreement in its entirety as follows:

(E)1.16.10 CLEC may request access to and, where appropriate, development of, additional UNE Combinations. For UNEs Qwest currently combines in its network CLEC can use the Special Request Process (SRP). For UNEs that Qwest does not currently combine, CLEC must use the Bona Fide Request Process (BFR). In its BFR or SRP request, CLEC must identify the specific combination of UNEs, identifying each individual UNE by name as described in this Agreement.

This Amendment shall constitute the entire Agreement between the Parties, and supercedes all previous Agreements and Amendments entered into between the Parties with respect to the subject matter of this Amendment

#### **Effective Date**

This Amendment shall be deemed effective upon approval by the Commission; however, the Parties may agree to implement the provisions of this Amendment upon execution. To accommodate this need, SPRINT must generate, if necessary, an updated Customer Questionnaire. In addition to the Questionnaire, all system updates will need to be completed by Qwest. SPRINT will be notified when all system changes have been made. Actual order


processing may begin once these requirements have been met.

**Further Amendments**

Except as modified herein, the provisions of the Agreement shall remain in full force and effect. Neither the Agreement nor this Amendment may be further amended or altered except by written instrument executed by an authorized representative of both Parties.

The Parties intending to be legally bound have executed this Amendment as of the dates set forth below, in multiple counterparts, each of which is deemed an original, but all of which shall constitute one and the same instrument.

Sprint Communications Company, LP

  
Signature (For W. Richard Morris)

W. Richard Morris  
Name Printed/Typed

V.P. State External Affairs  
Title

July 31, 2002  
Date

Qwest Corporation

  
Signature

L. T. Christensen  
Name Printed/Typed

Director - Business Policy  
Title

8/8/02  
Date

Fiscal Authorization Financial Policy

No.: 20.1

Temporary Delegation of Approval Authority

Exhibit A

To: SVP-Controller, Sprint

I W. Richard Morris, Vice President - State External Affairs  
Name Title

in accordance with Financial Policy 20.1, Fiscal Authorization, do hereby delegate my fiscal approval authority to:

Craig T. Smith, General Attorney  
Name Title

For the following expenditure types and amounts:

<u>Expenditure Type</u>	<u>\$ Limit</u>
<u>Interconnection Contracts</u>	<u>\$1,000,000.00</u>
_____	_____
_____	_____

This delegation of authority is effective for the period July 29th through August 13th, 2002  
to \_\_\_\_\_ and is necessary due to vacation  
(reason, e.g., absence, vacation, etc.).

Craig T. Smith 7/23/02  
Signature of person receiving temporary delegation (in ink) Date

Craig T. Smith  
Print name of person receiving temporary delegation (in ink)

W. Richard Morris 7/27/02  
Signature of person whose authority is being delegated (in ink) Date

W. Richard Morris July 23, 2002  
Print name of person whose authority is being delegated (in ink)

**Instructions:** A copy of this completed form should accompany individual financial commitment or expenditure documentation approved under this above temporary delegation.

**ATTACHMENT 1****9.2 Unbundled Loops****9.2.1 Description**

The Local Loop Network Element is defined as a transmission facility between a distribution frame (or its equivalent) in an incumbent LEC Central Office and the Loop Demarcation Point at an end user premises. The Local Loop Network Element includes all features, functions, and capabilities of such transmission facility. Those features, functions, and capabilities include, but are not limited to, Dark Fiber, attached electronics (except those electronics used for the provision of Advanced Services, such as Digital Subscriber Line Access Multiplexers), and line conditioning. The Local Loop includes, but is not limited to, DS0, DS1, DS3, fiber, and other high capacity Loops.

9.2.1.1 "Loop Demarcation Point" – is defined for purposes of this section as the point where Qwest owned or controlled facilities cease, and SPRINT, end user, owner or landlord ownership of facilities begins.

**9.2.2 Terms and Conditions**

9.2.2.1 Qwest shall provide SPRINT, on a non-discriminatory basis, Unbundled Loops, (unbundled from local switching and transport) of substantially the same quality as the Loop that Qwest uses to provide service to its own end users. For Unbundled Loops that have a retail analogue, Qwest will provide these Unbundled Loops in substantially the same time and manner as Qwest provides to its own end users. Unbundled Loops shall be provisioned in accordance with Exhibit B and the performance metrics set forth in Section 20 and with a minimum of service disruption.

9.2.2.1.1 Use of the word "capable" to describe Loops in Section 9.2 means that Qwest assures that the Loop meets the technical standards associated with the specified Network Channel/Network Channel Interface codes, as contained in the relevant technical publications and industry standards.

9.2.2.1.2 Use of the word "compatible" to describe Loops in Section 9.2 means the Unbundled Loop complies with technical parameters of the specified Network Channel/Network Channel Interface codes as specified in the relevant technical publications and industry standards. Qwest makes no assumptions as to the capabilities of SPRINT's Central Office equipment or the Customer Premises Equipment.

9.2.2.2 Analog (Voice Grade) Unbundled Loops. Analog (voice grade) Unbundled Loops are available as a two-wire or four-wire voice grade, point-to-point configuration suitable for local exchange type services. For the two-wire configuration, SPRINT must specify the signaling option. The actual Loop facilities may utilize various technologies or combinations of technologies.

9.2.2.2.1 If Qwest uses Integrated Digital Loop Carrier (IDLC) systems to provide the Local Loop, Qwest will first attempt, to the extent possible, to make alternate arrangements such as Line and Station Transfers (LST), to permit SPRINT to obtain a contiguous copper Unbundled Loop. If a LST is not

available, Qwest may also seek alternatives such as Integrated Network Access (INA), hair pinning, or placement of a Central Office terminal, to permit SPRINT to obtain an Unbundled Loop. If no such facilities are available, Qwest will make every feasible effort to unbundle the IDLC in order to provide the Unbundled Loop for SPRINT.

9.2.2.2.1.1 In areas where Qwest has deployed amounts of IDLC that are sufficient to cause reasonable concern about SPRINT's ability to provide service through available copper facilities on a broad scale, SPRINT shall have the ability to gain access to Qwest information sufficient to provide SPRINT with a reasonably complete identification of such available copper facilities. Qwest shall be entitled to mediate access in a manner reasonably related to the need to protect confidential or Proprietary Information. SPRINT shall be responsible for Qwest's incremental costs to provide such information or access mediation.

9.2.2.2.2 If there are state service quality rules in effect at the time SPRINT requests an Analog Unbundled Loop. Qwest will provide an Analog Unbundled Loop that meets the state technical standards. If necessary to meet the state standards, Qwest will, at no cost to SPRINT, remove load coils and Bridged Taps from the Loop in accordance with the requirements of the specific technical standard.

9.2.2.3 Digital Capable Loops – DS1 and DS3 Capable Loops, Basic Rate (BRI) ISDN Capable Loops, 2/4 Wire Non-Loaded Loops, ADSL Compatible Loops and xDSL-I Capable Loops. Unbundled digital Loops are transmission paths capable of carrying specifically formatted and line coded digital signals. Unbundled digital Loops may be provided using a variety of transmission technologies including, but not limited to, metallic wire, metallic wire based digital Loop carrier, and fiber optic fed digital carrier systems. Qwest will provision digital Loops in a non-discriminatory manner, using the same facilities assignment processes that Qwest uses for itself to provide the requisite service. Digital Loops may use a single or multiple transmission technologies. DC continuity does not apply to digital capable Loops. If conditioning is required, then SPRINT shall be charged for such conditioning as set forth in Exhibit A if it authorized Qwest to perform such conditioning.

9.2.2.3.1 Qwest shall provide fiber and other high capacity Loops including but not limited to OC3, OC12, OC48 and OC192 Loops. With the exception of the digital Loops identified in Section 9.2.2.3, Qwest shall provide unbundled fiber and high capacity Loops to SPRINT where facilities are available and existing on an ICB basis. Rates for OC3, OC12 and OC48 may be found in Exhibit A of this Amendment. Rates for OC192 will be provided as such facilities are made available. Qwest will provision fiber and other high capacity Loops in a non-discriminatory manner, using the same facilities assignment processes that Qwest uses for itself to provide the requisite service. DC continuity does not apply to fiber and other high capacity Loops provided under this Section. Qwest shall allow SPRINT to access these high capacity Loops at accessible terminals including DSXs, FDPs or equivalent in the Central Office, Customer premises, or at Qwest owned outside plant structures (e.g., CEVs, RTs or huts) as defined in Section 9.3.1.1. Nonrecurring and recurring charges shall apply for fiber and other high capacity Loops provided under this Section as set forth in Exhibit A.

9.2.2.3.2 If SPRINT orders a 2/4 wire non-loaded or ADSL compatible Unbundled Loop for a Customer served by a digital Loop carrier system, Qwest will conduct an assignment process which considers the potential for a LST or alternative copper facility. If no copper facility capable of supporting the requested service is available, then Qwest will reject the order.

9.2.2.4 Non-Loaded Loops. SPRINT may request that Qwest provide a non-loaded Unbundled Loop. In the event that no such facilities are available, SPRINT may request that Qwest condition existing spare facilities. SPRINT may indicate on the LSR that it pre-approves conditioning if conditioning is necessary. If SPRINT has not pre-approved conditioning, Qwest will obtain SPRINT's consent prior to undertaking any conditioning efforts. Upon SPRINT pre-approval or approval of conditioning, and only if conditioning is necessary, Qwest will dispatch a technician to condition the Loop by removing load coils and excess Bridged Taps to provide SPRINT with a non-loaded Loop. SPRINT will be charged the nonrecurring conditioning charge (i.e., cable unloading and Bridged Taps removal), if applicable, in addition to the Unbundled Loop installation nonrecurring charge.

9.2.2.4.1 Where Qwest fails to meet a Due Date as specified in Exhibit B for performing Loop conditioning, SPRINT shall be entitled to a credit equal to the amount of any conditioning charges applied, where it does not secure the Unbundled Loop involved within three (3) months of such Due Date. Where Qwest does not perform conditioning in accord with the standards applicable under this Amendment, SPRINT shall be entitled to a credit of one-half of the conditioning charges made, unless SPRINT can demonstrate that the Loop as conditioned is incapable of substantially performing the functions normally within the parameters applicable to such Loop as this Amendment requires Qwest to deliver it to SPRINT. In the case of such fundamental failure, SPRINT shall be entitled to a credit of all conditioning charges, except where SPRINT asks Qwest to cure any defect and Qwest does so. In the case of such cure, SPRINT shall be entitled to the one-half (1/2) credit identified above.

9.2.2.5 When SPRINT requests a Basic Rate ISDN capable or an xDSL-I capable Loop, Qwest will dispatch a technician, if necessary, to provide Extension Technology that takes into account for example: the additional regenerator placement, Central Office powering, Mid-Span repeaters, if required, BRITE cards in order to provision the Basic Rate ISDN capable and xDSL-I capable Loop. Extension Technology may be required in order to bring the circuit to the specifications necessary to accommodate the requested service. If the Circuit Design requires Extension Technology, to bring it up to the design standards, it will be added by Qwest, at no charge. Extension Technology can also be requested by SPRINT to meet their specific needs. If Extension Technology is requested by SPRINT, but is not required to meet the technical standards, then Qwest will provide the requested Extension Technology and will charge SPRINT. Qwest will provision ISDN (BRI) Capable and xDSL-I capable Loops using the specifications in the Technical Publication 77384. Refer to that document for more information. SPRINT will be charged an Extension Technology recurring charge in addition to the Unbundled Loop recurring charge, if applicable, as specified in Exhibit A of this Amendment. The ISDN Capable Loop may also require conditioning (e.g., removal of load coils or Bridged Taps).

9.2.2.6 For DS-1 or DS-3 capable Loops, Qwest will provide the necessary

electronics at both ends, including any intermediate repeaters. In addition, SPRINT will have access to these terminations for testing purposes.

9.2.2.6.1 DS-1 capable Loops provide a transmission path between a Central Office network interface at a DS-1 panel or equivalent in a Qwest serving Central Office and the network interface at the end user location. DS-1 capable Loops transport bi-directional DS-1 signals with a nominal transmission rate of 1.544 Mbit/s. DS-1 capable Loops shall meet the design requirements specified in Technical Publication 77375 (Unbundled Loops) and 77375 (DS1).

9.2.2.6.2 DS-3 capable Loops provide a transmission path between a Qwest Central Office network interface and an equivalent network interface at an end user location. DS-3 capable Loops transport bi-directional DS3 signals with a nominal transmission rate of 44.736 Mbit/s. DS3 capable Loops shall meet the design requirements specified in Technical Publications 77384 (Unbundled Loop) and 77324 (DS-3).

9.2.2.7 Qwest is not obligated to provision BRI-ISDN, xDSL-I, DS1, or DS3 capable or ADSL compatible Loops to End User Customers in areas served exclusively by Loop facilities or transmission equipment that are not compatible with the requested service.

9.2.2.8 Loop Qualification Tools. Qwest offers five (5) Loop qualification tools: the ADSL Loop Qualification Tool, Raw Loop Data Tool, POTS Conversion to Unbundled Loop Tool, MegaBit Qualification Tool, and ISDN Qualification Tool. These and any future Loop qualification tools Qwest develops will provide SPRINT access to Loop qualification information in a nondiscriminatory manner and will provide SPRINT the same Loop qualification information available to Qwest.

9.2.2.8.1 ADSL Loop Qualification Tool. SPRINT may use the ADSL Loop Qualification tool to pre-qualify the requested circuit utilizing the existing telephone number or address to determine whether it meets ADSL specifications. The qualification process screens the circuit for compliance with the design requirements specified in Technical Publication 77384.

9.2.2.8.2 Raw Loop Data Tools. Qwest offers two (2) types of Raw Loop Data Tool. If SPRINT has a digital certificate, SPRINT may access the Wire Center Raw Loop Data Tool via [www.ecom.qwest.com](http://www.ecom.qwest.com). The Wire Center Raw Loop Data Tool provides SPRINT the following information: Wire Center CLLI code, cable name, pair name, terminal address, MLT distance, segment (F1, F2), sub-segment (e.g., 1 of F1), segment length, segment gauge, Bridged Taps length by segment, Bridged Taps offset distance, load coil type, and pair gain type. SPRINT may also access the IMA Raw Loop Data Tool for Loop specific information. The IMA Raw Loop Data Tool may be accessed through IMA-GUI or IMA-EDI. This tool provides SPRINT the following information: Wire Center CLLI code, cable name, pair name, terminal address, MLT distance, segment (F1, F2), sub-segment (e.g., 1 of F1), segment length, segment gauge, Bridged Taps length by segment, Bridged Taps offset distance, load coil type, number of loads, and pair gain type.

9.2.2.8.3 POTS Conversion to Unbundled Loop Tool. The POTS

Conversion to Unbundled Loop Tool is available to SPRINT through IMA-GUI or IMA-EDI. This tool informs SPRINT whether the facility is copper or pair gain and whether there are loads on the Loop.

9.2.2.8.4 MegaBit Qualification Tool. The MegaBit Qualification Tool is available to SPRINT through IMA-GUI or IMA-EDI. This tool provides a "yes/no" answer regarding the Loop's ability to support Qwest DSL (formerly MegaBit) service. If the MegaBit Qualification Tool returns a "no" answer, it provides a brief explanation.

9.2.2.8.5 ISDN Qualification Tool. The ISDN Qualification Tool is available to SPRINT through IMA-GUI or IMA-EDI. This tool permits SPRINT to view information on multiple lines and will inform SPRINT of the number of lines found. If an ISDN capable Loop is found, the tool identifies the facility and, if applicable, pair gain.

9.2.2.9 Provisioning Options. Six (6) Provisioning options are available for Unbundled Loop elements. Charges for these Provisioning options vary depending on the type of Loop requested. Rates are contained in Exhibit A of this Amendment. Testing parameters are described below and in Qwest Technical Publication 77384.

9.2.2.9.1 Basic Installation. Basic Installation may be ordered for new or existing Unbundled Loops. Upon completion, Qwest will call SPRINT to notify SPRINT that the Qwest work has been completed.

9.2.2.9.1.1 For an existing end user, the Basic Installation option is a "lift and lay" procedure. The Central Office Technician (COT) "lifts" the Loop from its current termination and "lays" it on a new termination connecting to SPRINT. There is no associated circuit testing performed.

9.2.2.9.1.2 For new end user service, the Basic Installation option involves the COT and Field Technician (CST/NT) completing circuit wiring and performing the required performance tests to ensure the new circuit meets the required parameter limits. The test results are NOT provided to SPRINT.

9.2.2.9.1.3 For basic installation of existing 2/4 wire analog Loops, Qwest provides a Quick Loop with or without Local Number Portability (LNP) option, that enables SPRINT to receive the Quick Loop installation interval as set forth in Exhibit B. Quick Loop installation without LNP includes only a simple lift and lay procedure. Quick Loop with LNP installation provides a lift and lay, and the LNP functions. Quick Loop is not available with cooperative testing, coordinated installation, or when unbundling from an IDLC to a copper alternative.

9.2.2.9.2 Basic Installation with Performance Testing. Basic Installation with Performance Testing may be ordered for new or existing Unbundled Loops.

9.2.2.9.2.1 For an existing end user, Basic Installation with Performance Testing is a "lift and lay" procedure. The Central Office Technician (COT) "lifts" the Loop from its current termination and "lays" it

on a new termination connecting SPRINT. The COT and Implementor/Tester perform the required performance tests to ensure that the new circuit meets required parameter limits.

9.2.2.9.2.2 The Qwest Implementor/Tester will read the test results to SPRINT on close-out and email the performance test results within two (2) business days to a single, designated SPRINT office email address.

9.2.2.9.2.3 For new end user service, the Basic Installation with Performance Testing option requires a dispatch to the end user premises. The COT and Field Technician complete circuit wiring and perform the required performance tests to ensure the new circuit meets the required parameter limits. These test results are read to SPRINT by the Qwest Implementor/Tester on close-out. Within two (2) business days, Qwest will email the performance test results to a single, designated SPRINT office email address.

9.2.2.9.3 Coordinated Installation with Cooperative Testing. Coordinated installation with cooperative testing may be ordered for new or existing service. For both new and existing service, SPRINT must designate a specific "Appointment Time" when it submits the LSR. On the Due Date (DD), at the SPRINT designated "Appointment Time", the Qwest Implementor/Tester contacts SPRINT to ensure SPRINT is ready for installation. If SPRINT is not ready within thirty (30) minutes of the scheduled appointment time, then SPRINT must reschedule the installation by submitting a supplemental LSR for a new Due Date and appointment time. If Qwest is not ready within thirty (30) minutes of the scheduled appointment time, Qwest will waive the nonrecurring charge for the installation option, and the Parties will attempt to set a new appointment for the same day. If Qwest fails to perform cooperative testing due to Qwest's fault, Qwest will waive the nonrecurring charge for the installation option. If SPRINT still desires cooperative testing, the Parties will attempt to set a new appointment time on the same day and, if unable to do so, Qwest will issue a jeopardy notice and a FOC with a new Due Date.

9.2.2.9.3.1 For an existing end user, Coordinated Installation with Cooperative Testing is a "lift and lay" procedure with cooperative testing. The COT completes the installation in the Central Office and performs testing that SPRINT requests. Upon completion of Qwest performance testing, the Qwest Implementor/Tester will contact SPRINT, read the Qwest test results, and begin SPRINT cooperative testing. Within two (2) business days, Qwest will email the Qwest test results to a single, designated SPRINT office email address. SPRINT will be charged for any Provisioning test SPRINT requests that is not defined in the Qwest Technical Publication 77384.

9.2.2.9.3.2 For new end user service, Coordinated Installation with Cooperative Testing may require a dispatch of a technician to the end user premises. The COT and Field Technician complete circuit wiring and perform the required performance tests to ensure that the new circuit meets required parameter limits. Upon completion of Qwest performance testing, the Qwest Implementor/Tester will contact SPRINT, read the

Qwest test results, and begin SPRINT cooperative testing. Within two (2) business days, Qwest will email the Qwest test results to a single, designated SPRINT office email address. SPRINT will be charged for any Provisioning test not defined in the Qwest Technical Publication 77384.

9.2.2.9.4 Coordinated Installation without Cooperative Testing. Coordinated Installation without Cooperative Testing may be ordered for new or existing service. For both new and existing service, SPRINT must designate a specific "Appointment Time" when it submits the LSR. On the Due Date (DD), at the SPRINT designated "Appointment Time", the Qwest Implementor/Tester contacts SPRINT to ensure SPRINT is ready for installation. If SPRINT is not ready within thirty (30) minutes of the scheduled appointment time, then SPRINT must reschedule the installation by submitting a supplemental LSR. If Qwest is not ready within thirty (30) minutes of the scheduled appointment time, Qwest will waive the nonrecurring charge for the installation option and the Parties will attempt to set a new appointment time on the same day and, if unable to do so, Qwest will issue a jeopardy notice and a FOC with a new Due Date.

9.2.2.9.4.1 For an existing Unbundled Loop this Coordinated Installation without Cooperative Testing is a "lift and lay" procedure without a dispatch, that offers SPRINT the ability to coordinate the conversion activity. The Qwest Implementor advises SPRINT when the "lift and lay" procedure is complete.

9.2.2.9.4.2 For new Unbundled Loops, Qwest may dispatch a technician to terminate the new circuit at the end user premises. The Field Technician will not remain on the premises to perform the coordinated installation once the circuit is in place. The COT completes the installation in the Central Office, and the COT and Implementor/Tester complete the required performance tests to ensure that the new circuit meets required parameter limits. SPRINT will not receive test results. When installation is complete, Qwest will notify SPRINT.

9.2.2.9.5 Basic Installation with Cooperative Testing. Basic Installation with Cooperative Testing may be ordered for new or existing Unbundled Loops.

9.2.2.9.5.1 For an existing end user, Basic Installation with Cooperative Testing is a "lift and lay" procedure with Cooperative Testing on the Due Date. The COT "lifts" the Loop from its current termination and "lays" it on a new termination connecting to SPRINT. Upon completion of Qwest performance testing, the Qwest Implementor/Tester will contact SPRINT, read the Qwest test results, and begin SPRINT cooperative testing. Within two (2) business days, Qwest will email the Qwest test results to a single, designated SPRINT office email address. SPRINT and Qwest will perform a Loop back acceptance test, accept the Loop and exchange demarcation information.

9.2.2.9.5.2 For new end user service, Basic Installation with Cooperative Testing may require a dispatch to the end user premises. The COT and Field Technician complete circuit wiring and perform the

required performance tests to ensure the new circuit meets the required parameter limits.

9.2.2.9.5.3 If Qwest fails to perform cooperative testing due to Qwest's fault, Qwest will waive the nonrecurring charge for the installation option. If SPRINT still desires cooperative testing, the Parties will attempt to set a new appointment time on the same day and, if unable to do so, Qwest will issue a jeopardy notice and a FOC with a new Due Date.

9.2.2.9.6 Performance Testing. Qwest performs the following performance tests for various Loop types:

2-Wire and 4-Wire Analog Loops

No Opens, Grounds, Shorts, or Foreign Volts

Insertion Loss = 0 to -8.5 dB at 1004 Hz

Automatic Number Identification (ANI) when dial-tone is present

2-Wire and 4-Wire Non-Loaded Loops

No Load Coils, Opens, Grounds, Shorts, or Foreign Volts

Insertion Loss = 0 to -8.5 dB at 1004 Hz

Automatic Number Identification (ANI) when dial-tone is present

Basic Rate ISDN and xDSL-I Capable Loops

No Load Coils, Opens, Grounds, Shorts, or Foreign Volts

Insertion Loss =  $\leq$  40 dB at 40 kHz

Automatic Number Identification (ANI) when dial-tone is present

DS-1 Capable Loops

No Load Coils, Opens, Grounds, Shorts, or Foreign Volts

DS-3 Capable Loops

Continuity Testing

ADSL Compatible Loops

No Load Coils, Opens, Grounds, Shorts, or Foreign Volts

Insertion Loss =  $\leq$  41 dB at 196 kHz

Automatic Number Identification (ANI) when dial-tone is present

9.2.2.9.7 Project Coordinated Installation: A Project Coordinated Installation permits SPRINT to obtain a coordinated installation for Unbundled Loops with or without LNP, where SPRINT orders Unbundled DS1 Capable, Unbundled DS3 Capable or twenty-five (25) or more DS0 Unbundled Loops.

9.2.2.9.7.1 The date and time for the Project Coordinated Installation requires up-front planning and may need to be negotiated between Qwest and SPRINT. All requests will be processed on a first come, first served basis and are subject to Qwest's ability to meet a reasonable demand. Considerations such as system down time, Switch upgrades, Switch maintenance, and the possibility of SPRINT requesting the same Frame Due Time (FDT) in the same Switch (Switch contention) must be reviewed. In the event that any of these situations would occur, Qwest will negotiate with SPRINT for an agreed upon FDT, prior to issuing the Firm Order Confirmation (FOC). In special cases where SPRINT is ordering Unbundled Loop with LNP, the FDT must be agreed upon, the interval to reach agreement will not exceed two (2) days from receipt of an accurate LSR. In addition, standard intervals will apply.

9.2.2.9.7.2 SPRINT shall request a Project Coordinated Installation by submitting a Local Service Request (LSR) and designating this order as a Project Coordinated Installation in the remarks section of the LSR form.

9.2.2.9.7.3 SPRINT will incur additional charges for the Project Coordinated Installation dependent upon the coordinated time. The rates are based upon whether the request is within Qwest's normal business hours or Out Of Hours. Qwest normal business hours for Unbundled Loops are 8:00 a.m. to 5:00 p.m., Monday through Friday. The rates for coordinated installations are set forth in Exhibit A. Where LNP is included, see Section F(2) of the Agreement.

9.2.2.9.7.4 Qwest will schedule the appropriate number of employees prior to the cut, normally not to exceed four employees, based upon information provided by SPRINT. If the Project Coordinated Installation includes LNP, SPRINT will also have appropriate personnel scheduled for the negotiated FDT. If SPRINT's information is modified during the installation, and, as a result, non-scheduled employees are required, SPRINT shall be charged a three (3) hour minimum callout charge per each additional non-scheduled employee. If the installation is either cancelled, or supplemented (supp) to change the Due Date, within twenty-four (24) hours of the negotiated FDT, SPRINT will be charged a one person three (3) hour minimum charge. For Project Coordinated Installations with LNP, if the Coordinated Installation is cancelled due to a Qwest error or a new Due Date is requested by Qwest, within twenty-four (24) hours of the negotiated FDT, Qwest may be charged by SPRINT one person three (3) hour minimum charge as set forth in Exhibit A.

9.2.2.9.7.5 If SPRINT orders Project Coordinated Installation with LNP and in the event the LNP conversion is not successful, SPRINT and Qwest agree to isolate and fix the problem in a timeframe acceptable to SPRINT or the Customer. If the problem cannot be corrected within an

acceptable timeframe to SPRINT or the Customer, SPRINT may request the restoration of Qwest service for the ported Customer. Such restoration shall begin immediately upon request. If SPRINT is in error then a supplemental order shall be provided to Qwest. If Qwest is in error, no supplemental order or additional order will be required of SPRINT.

9.2.2.9.7.6 If SPRINT orders Project Coordinated Installation with LNP, Qwest shall ensure that any LNP order activity requested in conjunction with a Project Coordinated Installation shall be implemented in a manner that avoids interrupting service to the end user.

9.2.2.10 Multiplexing. Multiplexing is offered in DS3 to DS1 and DS1 to DS0 configurations. Except as specifically set forth in Section 9.2, SPRINT may order multiplexing, including conversion from special access or private line circuits, for Unbundled Loops under the rates, terms and conditions for multiplexing of Enhanced Extended Loop (EEL), as specified in the Agreement. The requirements with respect to providing a significant amount of Local Exchange traffic for Enhanced Extended Loops (EEL's) shall not apply to conversions to Unbundled Loops.

9.2.2.11 In order to properly maintain and modernize the network, Qwest may make necessary modifications and changes to Unbundled Loops, ancillary and Finished Services in its network on an as needed basis. Such changes may result in minor changes to transmission parameters. Changes that affect network Interoperability require advance notice pursuant to the Notices Section of the Agreement.

9.2.2.12 If there is a conflict between an end user (or its respective agent) and SPRINT regarding the disconnection or Provisioning of Unbundled Loops, Qwest will advise the end user to contact SPRINT, and Qwest will initiate contact with SPRINT.

9.2.2.13 Facilities and lines Qwest furnishes on the premises of SPRINT's end user up to and including the Loop Demarcation Point are the property of Qwest. Qwest shall have reasonable access to all such facilities for network management purposes. Qwest will coordinate entry dates and times with appropriate SPRINT personnel to accommodate testing, inspection repair and maintenance of such facilities and lines. SPRINT will not inhibit Qwest's employees and agents from entering said premises to test, inspect, repair and maintain such facilities and lines in connection with such purposes or, upon termination or cancellation of the Unbundled Loop service, to remove such facilities and lines. Such entry is restricted to testing, inspection, repair and maintenance of Qwest's property in that facility. Entry for any other purpose is subject to audit provisions in the Audit section of the Agreement.

#### 9.2.2.14 Reuse of Loop Facilities

9.2.2.14.1 When an end user contacts Qwest with a request to convert their local service from SPRINT to Qwest, Qwest will notify SPRINT of the loss of the end user, and will disconnect the Loop Qwest provided to SPRINT. Qwest will disconnect the Loop only where Qwest has obtained proper Proof of Authorization.

9.2.2.14.2 When SPRINT contacts Qwest with a request to convert an End User Customer from their current CLEC (old CLEC) to them (SPRINT), SPRINT

is responsible for notifying old CLEC of the conversion. Qwest will disconnect the Loop Qwest provided old CLEC and, at SPRINT's request, where technically compatible, will reuse the Loop for the service requested by SPRINT (e.g., resale service).

9.2.2.14.3. When SPRINT contacts Qwest with a request to convert an end user from Qwest to SPRINT, at SPRINT's request, Qwest will reuse the existing Loop facilities for the service requested by SPRINT to the extent those facilities are technically compatible with the service to be provided. Upon SPRINT request, Qwest will condition the existing Loop in accordance with the rates set forth in Exhibit A.

9.2.2.14.4 Upon completion of the disconnection of the Loop, Qwest will send a Loss Notification report to the original competitive Carrier signifying completion of the loss.

### **9.2.3 Rate Elements**

The following recurring and nonrecurring rates for Unbundled Loops are set forth in Exhibit A of this Amendment. Recurring charges vary based on SPRINT selected installation options, conditioning, and extension technology.

9.2.3.1 2/4 Wire Analog Loop (Voice Grade) Recurring and Nonrecurring rates.

9.2.3.2 2/4 Wire Non-Loaded Loop Recurring and Nonrecurring rates.

9.2.3.3 DS1 and DS3 Capable Loop, OC3, OC12, OC48, OC192, Basic Rate (BRI) ISDN, ADSL Compatible Loop and xDSL-I Capable Loop Recurring and Nonrecurring rates.

9.2.3.3.1 DS0, DS1 and DS3 Capable Loop, OCn Conversion Nonrecurring rates associated with the conversion of special access or private lines to Unbundled Loops.

9.2.3.4 Extension Technology Recurring and Nonrecurring rates for Digital Capable Loops, including Basic Rate (BRI) ISDN and xDSL-I Capable Loops.

9.2.3.5 Conditioning Nonrecurring rates 2/4 wire non-loaded Loops, Basic Rate (BRI) ISDN, ADSL Compatible Loop and xDSL-I Capable Loop, as requested and approved by SPRINT.

9.2.3.6 Miscellaneous Charges, as defined in Section (E)3.6.1.15 of the Agreement may apply.

9.2.3.6.1 "Miscellaneous Charges" also means cost-based charges that Qwest may assess in addition to recurring and non-recurring rates set forth in Exhibit A, for activities SPRINT requests Qwest to perform, activities SPRINT authorizes, or charges that are a result of SPRINT's actions, such as cancellation charges, additional labor and maintenance. Miscellaneous Charges are not already included in Qwest's recurring or non-recurring rates. Miscellaneous Charges are listed in Exhibit A.

### 9.2.3.7 Out of Hours Coordinated Installations.

9.2.3.7.1 For purposes of service installation, Qwest's installation hours are 8:00 a.m. to 5:00 p.m., Monday through Friday.

9.2.3.7.2 For coordinated installations scheduled to commence Out of Hours, or rescheduled by SPRINT to commence Out of Hours, SPRINT will incur additional charges for the Out of Hours coordinated installation as set forth in Exhibit A.

## 9.2.4 Ordering Process

9.2.4.1 Unbundled Loops are ordered via an LSR. Ordering processes are contained in the Support Functions Section of the Agreement. Detailed ordering processes are found on the Qwest wholesale website.

9.2.4.2 Prior to placing orders on behalf of the end user, SPRINT shall be responsible for obtaining and have in its possession a Proof of Authorization.

9.2.4.3 Based on the pre-order Loop make-up, SPRINT can determine if the circuit can meet the technical parameters for the specific service SPRINT intends to offer.

9.2.4.3.1 Before submitting an order for a 2/4 wire non-loaded Loop, ADSL compatible Loop, ISDN capable Loop or xDSL-I capable Loop, SPRINT should use one of Qwest's Loop make-up tools available via IMA-EDI, IMA-GUI, or the web-based application interface to obtain specific information about the Loop SPRINT seeks to order.

9.2.4.3.1.1 Based on the Loop make up information provided through Qwest tools, SPRINT must determine whether conditioning is required to provide the xDSL service it intends to offer. If Loop conditioning is required, SPRINT may authorize Qwest to perform such Loop conditioning on its LSR. If SPRINT does not pre-approve Loop conditioning, Qwest will assume that SPRINT has determined that Loop conditioning is not necessary to provide the xDSL service SPRINT seeks to offer. If SPRINT or Qwest determines that conditioning is necessary, and SPRINT authorizes Qwest to perform the conditioning, Qwest will perform the conditioning. SPRINT will be charged for the conditioning in accordance with the rates in Exhibit A. If Qwest determines that conditioning is necessary and SPRINT has not previously authorized Qwest to perform the conditioning on the LSR, Qwest will send SPRINT a rejection notice indicating the need to obtain approval for conditioning. SPRINT must submit a revised LSR before the conditioning work will commence. Once Qwest receives the revised LSR, the fifteen (15) business day conditioning interval will begin as described in Section 9.2.4.9.

9.2.4.3.1.2 For a 2/4 wire non-loaded Loop, ADSL compatible Loop,

ISDN capable Loop or xDSL-I capable Loop, Qwest will return a Firm Order Confirmation (FOC) to SPRINT within 72 hours from receipt of a valid and accurate LSR. Return of such FOC will indicate that Qwest has identified a Loop assignment. Such FOC will provide SPRINT with a firm Due Date commitment or indication that appropriate facilities are not available to fill SPRINT's order.

9.2.4.3.1.2.1 If SPRINT has pre-approved Loop conditioning, and conditioning is not necessary, Qwest will return the FOC with the standard interval (i.e. five (5) days).

9.2.4.3.1.2.2 If SPRINT has not pre-approved Loop conditioning and Qwest determines that the Loop contains load coils, Qwest will notify SPRINT via a reject notification. SPRINT must submit and wait for a new version of the LSR approving Loop conditioning. In this scenario, the application date will correspond to date the new version is received by Qwest.

9.2.4.4 Installation intervals for all Unbundled Loops are defined in Exhibit B. The interval will start when Qwest receives a complete and accurate LSR. The LSR date is considered the start of the service interval if the order is received prior to 7:00 p.m. For service requests received after 7:00 p.m., the service interval will begin on the next business day.

9.2.4.4.1 When SPRINT places an order for an Unbundled Loop with Qwest that is complete and accurate, Qwest will reply to SPRINT with a Firm Order Confirmation within the time specified in Section (G)15 of the Agreement. The Firm Order Confirmation will contain the Due Date that specifies the date on which Qwest will provision the Loop. Qwest will implement adequate processes and procedures to assure the accuracy of the commitment date. If Qwest must make changes to the commitment date, Qwest will promptly issue a jeopardy notification to SPRINT that will clearly state the reason for the change in commitment date. Qwest will also submit a new Firm Order Confirmation that will clearly identify the new Due Date.

9.2.4.5 Installation intervals for Unbundled Loops apply when Qwest has facilities or network capacity available.

9.2.4.6 Upon SPRINT request, Qwest will convert special access or private line circuits to Unbundled Loops, with or without multiplexing, provided the service originates at the SPRINT Collocation in the Serving Wire Center. If multiplexing is not involved, then the Loop conversion ordering process applies. However, if the conversion includes multiplexing, then the ordering process associated with the conversion to EELs applies. The requirements with respect to providing a significant amount of local exchange traffic under Section 9.23.3.7 shall not apply to conversions to Unbundled Loop.

9.2.4.7 When ordering Unbundled Loops, SPRINT is responsible for obtaining or providing facilities and equipment that are compatible with the service SPRINT seeks to provide.

9.2.4.8 The installation interval for xDSL Loops depends on the need to condition the Loop.

9.2.4.8.1 When load coils and Bridged Taps do not exist, SPRINT may request the standard Due Date interval, which will apply upon submission of a complete and accurate LSR.

9.2.4.8.2 When load coils and/or Bridged Taps do exist, SPRINT will request the minimum fifteen (15) business days Desired Due Date. SPRINT can determine the existence of load coils or Bridged Taps by using one of the Loop make-up tools. SPRINT may pre-approve line conditioning on the LSR and, by doing so, SPRINT agrees to pay any applicable conditioning charges. If SPRINT did not request the fifteen (15) day interval and Qwest determines that conditioning is required, then the fifteen (15) business day interval starts when the need for conditioning is identified and SPRINT approves the conditioning charges.

9.2.4.9 Out of Hours Coordinated Installations.

9.2.4.9.1 For purposes of this Section, Qwest's standard installation hours are 8:00 a.m. to 5:00 p.m., Monday through Friday. Installations requested outside of these hours are considered to be Out of Hours Installations.

9.2.4.9.2 SPRINT may request an Out of Hours Coordinated Installation outside of Qwest's standard installation hours.

9.2.4.9.3 To request Out of Hours Coordinated Installations, SPRINT will submit an LSR designating the desired appointment time. SPRINT must specify an Out of Hours Coordinated Installation in the Remarks section of the LSR.

9.2.4.9.4 The date and time for Out of Hours Coordinated Installations may need to be negotiated between Qwest and SPRINT because of system downtime, Switch upgrades, Switch maintenance, and the possibility of other CLECs requesting the same appointment times in the same Switch (Switch contention).

## 9.2.5 Maintenance and Repair

9.2.5.1 SPRINT is responsible for its own end user base and will have the responsibility for resolution of any service trouble report(s) from its end users. SPRINT will perform trouble isolation on the Unbundled Loop and any associated ancillary services prior to reporting trouble to Qwest. SPRINT shall have access for testing purposes at the NID or Loop Demarcation Point. Qwest will work cooperatively with SPRINT to resolve trouble reports when the trouble condition has been isolated and found to be within a portion of Qwest's network. Qwest and SPRINT will report trouble isolation test results to the other. For Unbundled Loops, each Party shall be responsible for the costs of performing trouble isolation on its facilities, subject to Sections 9.2.5.2 and 9.2.5.3.

9.2.5.2 When SPRINT requests that Qwest perform trouble isolation with SPRINT, a Maintenance of Service charge will apply if the trouble is found to be on the end user's side of the Loop Demarcation Point. If the trouble is on the end user's side of

the Loop Demarcation Point, and SPRINT authorizes Qwest to repair the trouble on SPRINT's behalf, Qwest will charge SPRINT the appropriate Additional Labor Charges set forth in Exhibit A in addition to the Maintenance of Service charge.

9.2.5.3 When SPRINT elects not to perform trouble isolation and Qwest performs tests on the Unbundled Loop at SPRINT's request, a Maintenance of Service charge shall apply if the trouble is not in Qwest's facilities. Maintenance and repair processes are set forth in Section (G)8 of the Agreement. Maintenance of Service charges are set forth in Part H of the Agreement.

9.2.5.4 Qwest will maintain detailed records of trouble reports of SPRINT-ordered Unbundled Loops, comparing SPRINT provided data with internal data, and evaluate such reports on at a minimum of a quarterly basis to determine the cause of Loop problems. Qwest will conduct a quarterly root cause analysis of problems associated with UNE Loops provided to SPRINT by Qwest. Based on this analysis, Qwest will take corrective measure to fix persistent and recurrent problems, reporting to SPRINT on the analysis and the process changes that are instituted implemented to fix the problems.

9.2.5.5 Qwest shall allow access to the NID for testing purposes where access at the Demarcation Point is not adequate to allow testing sufficient to isolate troubles; in the event that Qwest chooses not to allow such access, it shall waive any trouble isolation charges that may otherwise be applicable.

## **9.2.6. Spectrum Management**

9.2.6.1 Qwest will provide 2/4 Wire non-loaded Loops, ADSL compatible Loops, ISDN capable Loops, xDSL-I capable Loops, DS1 capable Loops and DS3 capable Loops (collectively referred to in this Section 9.2.6 as "xDSL Loops") in a non-discriminatory manner to permit SPRINT to provide Advanced Services to its End User Customers. Such Loops are defined herein and are in compliance with FCC requirements and guidelines recommended by the Network Reliability and Interoperability Council (NRIC) to the FCC, such as guidelines set forth in T1-417.

9.2.6.2 When ordering xDSL Loops, SPRINT will provide Qwest with appropriate information using NC/NCI codes to describe the Power Spectral Density Mask (PSD) for the type of technology SPRINT will deploy. SPRINT also agrees to notify Qwest of any change in Advanced Services technology that results in a change in spectrum management class on the xDSL Loop. Qwest agrees SPRINT need not provide the speed or power at which the newly deployed or changed technology will operate if the technology fits within a generic PSD mask.

9.2.6.2.1 SPRINT information provided to Qwest pursuant to Section 9.2.6.2 shall be deemed Confidential Information and Qwest may not distribute, disclose or reveal, in any form, this material other than as allowed and described in subsections of 9.2.6.2.

9.2.6.2.2 The Parties may disclose, on a need to know basis only, SPRINT Confidential Information provided pursuant to Section 9.2.6.2, to legal personnel, if a legal issue arises, as well as to network and growth planning personnel responsible for spectrum management functions. In no case shall the aforementioned personnel who have access to such Confidential Information be

involved in Qwest's retail marketing, sales or strategic planning.

9.2.6.3 If SPRINT wishes to deploy new technology not yet designated with a PSD mask, Qwest and SPRINT agree to work cooperatively to determine Spectrum Compatibility. Qwest and SPRINT agree, as defined by the FCC, that technology is presumed acceptable for deployment when it complies with existing industry standards, is approved by a standards body or by the FCC or Commission, or if technology has been deployed elsewhere without a "significant degradation of service".

9.2.6.4 Qwest recognizes that the analog T1 service traditionally used within its network is a "known Disturber" as designated by the FCC. Qwest will place such T1s, by whomever employed, within binder groups in a manner that minimizes interference. Where such placement is insufficient to eliminate interference that disrupts other services being provided, Qwest shall, whenever it is Technically Feasible, replace its T1s with a technology that will eliminate undue interference problems. Qwest also agrees that any future "known Disturber" defined by the FCC or the Commission will be managed as required by industry standards, FCC rules and orders.

9.2.6.5 If either Qwest or SPRINT claims a service is significantly degrading the performance of other Advanced Services or traditional voice band services, then that Party must notify the causing Carrier and allow the causing Carrier a reasonable opportunity to correct the problem. Upon notification, the causing Carrier shall promptly take action to bring its facilities/technology into compliance with industry standards. Upon request, within forty-eight (48) hours, Qwest will provide SPRINT with binder group information including cable, pair, Carrier and PSD class to allow SPRINT to notify the causing Carrier.

9.2.6.6 If SPRINT is unable to isolate trouble to a specific pair within the binder group, Qwest, upon receipt of a trouble resolution request, will perform a main frame pair by pair analysis and provide results to SPRINT within five (5) business days.

9.2.6.7 Qwest will not have the authority to unilaterally determine what Advanced Services technologies may be deployed or to resolve any dispute over spectral interference among Carriers. Qwest shall not disconnect Carrier services to resolve a spectral interference dispute, except when voluntarily undertaken by the interfering Carrier or Qwest is ordered to do so by the Commission or other authorized dispute resolution body. SPRINT may submit any claims for resolution under the Dispute Resolution Section of the Agreement.

9.2.6.8 Qwest will deploy remote DSL technology in a manner that will minimize spectrum compatibility issue in the future. Where SPRINT demonstrates to Qwest that it has deployed Central Office based DSL services serving a reasonably defined area, it shall be entitled to require Qwest to take appropriate measures to mitigate the demonstrable adverse effects on such service that arise from Qwest's use of repeaters or remotely deployed DSL service in that area. It shall be presumed that the costs of such mitigation will not be chargeable to SPRINT or to any other Customer; however, Qwest shall have the right to rebut this presumption, which it may do by demonstrating to the Commission by a preponderance of the evidence that the incremental costs of mitigation would be sufficient to cause a substantial effect upon other Customers (including but not limited to SPRINT securing UNEs) if charged to them. Upon such a showing, the Commission may determine how to apportion responsibility for those costs,

including, but not limited to CLECs taking services under this Amendment.

**ATTACHMENT 2****LOOP MUX COMBINATION****9.23.8 Loop Mux Combination (LMC)****9.23.8.1 Description**

9.23.8.1.1 The Loop Mux Combination (LMC) offering is a combination of an unbundled loop with a multiplexer and collocation located within the same Qwest Wire Center. An EEL loop may also be connected to the LMC multiplexer.

9.23.8.1.2 LMC provides SPRINT with the ability to access end users and aggregate DS1 or DS0 loops to a higher bandwidth via a DS1 or DS3 multiplexer. There is no transport between the multiplexer and collocation with the Loop Mux Combination. This is also known as a Multiplexed LMC. The Loop Mux facility must terminate in a collocation. The Multiplexed LMC's connection to collocation is provided by an ITP (Interconnection Tie Pair).

9.23.8.1.3 Qwest offers this UNE combination as a billing conversion or new provisioning.

**9.23.8.2 Terms and Conditions**

Loop Mux Combinations will be provisioned where existing facilities are available or pursuant to the provisions of Section E(16) of the Agreement.

**9.23.8.3 Rate Elements**

9.23.8.3.1 Interconnection Tie Pair (ITP) charges apply to each circuit connected to the collocation. See Unbundled Loop for recurring charges.

9.23.8.3.2 LMC Loop (also referred to as Loop with Mux in Exhibit A). The LMC Loop is the Loop connection between the end user customer premises and the Multiplexer in the serving Wire Center where SPRINT is collocated. LMC Loop is available in DS0 and DS1. Recurring and non-recurring charges will apply

9.23.8.3.3 LMC Multiplexing (also referred to as Loop Mux in Exhibit A). LMC Multiplexing is offered in DS3 to DS1 and DS1 to DS0 configurations. Recurring and non-recurring charges will apply.

9.23.8.3.4 DS0 MUX Low Side Channelization. LMC DS0 Channel Cards are required for each DS0 LMC Loop connected to a 1/0 LMC Multiplexer. Channel Cards are available for analog Loop Start, Ground Start, Reverse Battery and No Signaling. See Channel Performance for Recurring Charges.

#### 9.23.8.4 Ordering Process

9.23.8.4.1 Most UNE Combinations and associated products and services are ordered via an LSR. Ordering processes are contained in this Agreement and in the PCAT. The following is a high-level description of the ordering process:

9.23.8.4.1.1 Step 1: Complete product questionnaire with account team representative.

9.23.8.4.1.2 Step 2: Obtain Billing Account Number (BAN) through account team representative.

9.23.8.4.1.3 Step 3: Allow 2-3 weeks from Qwest's receipt of a completed questionnaire for accurate loading of UNE combination rates to the Qwest billing system.

9.23.8.4.1.4 Step 4: After account team notification, place LMC orders via an LSR.

9.23.8.4.2 Prior to placing an order on behalf of each end user customer, SPRINT shall be responsible for obtaining and have in its possession a Proof of Authorization as set forth in this Agreement.

9.23.8.4.3 Standard service intervals for UNE Combinations are either set forth in Exhibit B of this Amendment or in the Service Interval Guide (SIG) available on [www.qwest.com/wholesale](http://www.qwest.com/wholesale).

9.23.8.4.4 Due date intervals are established when Qwest receives a complete and accurate Local Service Request (LSR) or ASR made through the IMA, EDI or Exact interfaces or through facsimile. For EEL, LMC, and all other UNE combinations, the date the LSR or ASR is received is considered the start of the service interval if the order is received on a business day prior to 3:00 p.m. For EEL, LMC, and all other UNE combinations, the service interval will begin on the next business day for service requests received on a non-business day or after 3:00 p.m. on a business day. Business days exclude Saturdays, Sundays, New Year's Day, Memorial Day, Independence Day (4<sup>th</sup> of July), Labor Day, Thanksgiving Day and Christmas Day.

9.23.8.4.5 For UNE Combinations, SPRINT shall provide Qwest and Qwest shall provide SPRINT with points of contact for order entry, problem resolution, repair, and in the event special attention is required on service request.

#### 9.23.8.5 Billing

9.23.8.5.1 Qwest shall provide SPRINT, on a monthly basis, within seven to ten (7-10) calendar days of the last day of the most recent billing period, in an agreed upon standard electronic billing format, billing information including (1) a summary bill, and (2) individual end user customer sub-account information.

9.23.8.6 Maintenance and Repair

9.23.8.6.1 Qwest will maintain facilities and equipment that comprise the service provided to SPRINT as a UNE Combination. SPRINT or its end user customers may not rearrange, move, disconnect or attempt to repair Qwest facilities or equipment, other than by connection or disconnection to any interface between Qwest and the end user customer, without the written consent of Qwest.

## ATTACHMENT 3

**Section 17.0 - BONA FIDE REQUEST PROCESS**

17.1 Any request for Interconnection or access to an Unbundled Network Element or ancillary service that is not already available as described in other sections of this Amendment, including but not limited to Section 5 in Exhibit C or any other Interconnection Agreement, Tariff or otherwise defined by Qwest as a product or service shall be treated as a Bona Fide Request (BFR). Qwest shall use the BFR Process to determine the terms and timetable for providing the requested Interconnection, access to UNEs or ancillary services and the technical feasibility of new/different points of Interconnection. Qwest will administer the BFR Process in a non-discriminatory manner.

17.2 A BFR shall be submitted in writing and on the appropriate Qwest form for BFRs. SPRINT and Qwest may work together to prepare the BFR form and either Party may request that such coordination be handled on an expedited basis. This form shall be accompanied by the non-refundable Processing Fee specified in Exhibit A of this Amendment. However, Qwest will refund on-half of the Processing Fee if the BFR is cancelled within ten (10) business days of the receipt of the BFR form. The form will request, and SPRINT will need to provide, the following information, and may also provide any additional information that may be reasonably necessary in describing and analyzing SPRINT's request:

17.2.1 a technical description of each requested Network Element or new/different points of Interconnection or ancillary services;

17.2.2 the desired interface specification;

17.2.3 each requested type of Interconnection or access;

17.2.4 a statement that the Interconnection or Network Element or ancillary service will be used to provide a Telecommunications Service;

17.2.5 the quantity requested;

17.2.6 the specific location requested;

17.3 Within two (2) business Days of its receipt, Qwest shall acknowledge receipt of the BFR and in such acknowledgment advise SPRINT of missing information, if any, necessary to process the BFR. Thereafter, Qwest shall promptly advise SPRINT of the need for any additional information required to complete the analysis of the BFR. If requested, either orally or in writing, Qwest will provide weekly updates on the status of the BFR.

17.4 Within twenty-one (21) calendar Days of its receipt of the BFR and all information necessary to process it, Qwest shall provide SPRINT an analysis of the BFR. The preliminary analysis shall specify Qwest's conclusions as to whether or not the requested Interconnection or access to an Unbundled Network Element complies with the unbundling requirements of the Act or state law.

17.5 If Qwest determines during the twenty-one (21) Day period that a BFR does not qualify as an Unbundled Network Element or Interconnection or ancillary service that is required to be provided under the Act or state law, Qwest shall advise SPRINT as soon as reasonably possible

of that fact, and Qwest shall promptly, but in no case later than the twenty-one Day period, provide a written report setting forth the basis for its conclusion.

17.6 If Qwest determines during such twenty-one (21) Day period that the BFR qualifies under the Act or state law, it shall notify SPRINT in writing of such determination within ten (10) calendar Days, but in no case later than the end of such twenty-one (21) Day period.

17.7 As soon as feasible, but in any case within forty-five (45) calendar Days after Qwest notifies SPRINT that the BFR qualifies under the Act, Qwest shall provide to SPRINT a BFR quote. The BFR quote will include, at a minimum, a description of each Interconnection, Network Element, and ancillary service, the quantity to be provided, any interface specifications, and the applicable rates (recurring and nonrecurring) including the separately stated development costs and construction charges of the Interconnection, Unbundled Network Element or ancillary service and any minimum volume and term commitments required, and the timeframes the request will be provisioned.

17.8 SPRINT has sixty (60) business days upon receipt of the BFR quote, to either agree to purchase under the quoted price, or cancel its BFR.

17.9 If SPRINT has agreed to minimum volume and term commitments under the preceding paragraph, SPRINT may cancel the BFR or volume and term commitment at any time but may be subject to termination liability assessment or minimum period charges.

17.10 If either Party believes that the other Party is not requesting, negotiating or processing any BFR in good faith, or disputes a determination or quoted price or cost, it may invoke the Dispute Resolution provision of the Agreement.

17.11 All time intervals within which a response is required from one Party to another under this Section are maximum time intervals. Each Party agrees that it will provide all responses to the other Party as soon as the Party has the information and analysis required to respond, even if the time interval stated herein for a response is not over.

17.12 In the event SPRINT has submitted a Request for an Interconnection, Unbundled Network Elements or any combinations thereof, or ancillary services and Qwest determines in accordance with the provisions of this Section 17 that the request is Technically Feasible, subsequent requests or orders for substantially similar types of Interconnection, Unbundled Network Elements or combinations thereof or ancillary services by SPRINT shall not be subject to the BFR process. To the extent Qwest has deployed or denied a substantially similar Interconnection, Unbundled Network Elements or combinations thereof or ancillary services under a previous BFR, a subsequent BFR shall not be required and the BFR application fee shall be refunded immediately. Qwest may only require SPRINT to complete a New Product Questionnaire before ordering such Interconnection, Unbundled Network Elements or combinations thereof, or ancillary services. ICB pricing and intervals will still apply for requests that are not yet standard offerings. For purposes of this Section 17.12, a "substantially similar" request shall be one with substantially similar characteristics to a previous request with respect to the information provided pursuant to Subsections 17.2.1 through 17.2.8 of Section 17.2 above. The burden of proof is upon Qwest to prove the BFR is not substantially similar to a previous BFR.

17.13 The total cost charged to SPRINT shall not exceed the BFR quoted price.

17.14 Upon request, Qwest shall provide SPRINT with Qwest's supporting cost data and/or

studies for the Interconnection, Unbundled Network Element or ancillary service that SPRINT wishes to order within seven (7) business days, except where Qwest cannot obtain a release from its vendors within seven (7) business days, in which case Qwest will make the data available as soon as Qwest receives the vendor release. Such cost data shall be treated as Confidential Information, if requested by Qwest under the non-disclosure sections of the Agreement.

17.15 Qwest shall make available a topical list of the BFRs that it has received with SPRINT under this Amendment or an Interconnection Agreement. The description of each item on that list shall be sufficient to allow SPRINT to understand the general nature of the product, service, or combination thereof that has been requested and a summary of the disposition of the request as soon as it is made. Qwest shall also be required upon the request of SPRINT to provide sufficient details about the terms and conditions of any granted requests to allow SPRINT to elect to take the same offering under substantially identical circumstances. Qwest shall not be required to provide information about the request initially made by SPRINT whose BFR was granted, but must make available the same kinds of information about what it offered in response to the BFR as it does for other products or services available under this Amendment. SPRINT shall be entitled to the same offering terms and conditions made under any granted BFR, provided that Qwest may require the use of ICB pricing where it makes a demonstration to SPRINT of the need therefore.

## ATTACHMENT 4

Single Point of Presence (SPOP) in the LATA is a Local Interconnection Service (LIS) Interconnection trunking option that allows CLEC to establish one physical point of presence in the LATA in Qwest's territory. Qwest and CLEC may then exchange traffic at the SPOP utilizing trunking as described following.

- 1.1 By utilizing SPOP in the LATA, CLEC can deliver both Exchange Access (IntraLATA Toll Non-IXC) and Jointly Provided Switched Access (InterLATA and IntraLATA IXC) traffic and Exchange Service EAS/Local traffic at Qwest's Access Tandem Switches. CLEC can also utilize Qwest's behind the tandem infrastructure to terminate traffic to specific end offices. The SPOP is defined as the CLEC's physical point of presence.
- 1.2 SPOP in the LATA includes an Entrance Facility (EF), Expanded Interconnect Channel Termination (EICT), or Mid Span Meet POI and Direct Trunked Transport (DTT) options available at both a DS1 and DS3 capacity.
- 1.3 Where there is a Qwest local tandem serving an end office that CLEC intends to terminate traffic, the following conditions apply:
  - 1.3.1 CLEC may interconnect for the exchange of local/EAS traffic at either the Qwest access tandem or the Qwest local tandem, at the CLEC's option. When CLEC is interconnected at the access tandem and where there would be a DS1's worth of local traffic (512 CCS) between CLEC's switch and a Qwest local tandem or a Qwest end office subtending the Qwest access tandem, CLEC will order a direct trunk group to that Qwest local tandem or end office.
    - 1.3.1.1 Qwest will allow interconnection for the exchange of local traffic at Qwest's access tandem without requiring interconnection at the local tandem, at least in those circumstances when traffic volumes do not justify direct connection to the local tandem.
    - 1.3.1.2 When a CLEC has an NXX that subtends a local tandem, but the anticipated traffic to and from the NXX is less than 1 DS1s (512 CCS) worth of traffic, the CLEC may choose to use the access tandem for local traffic in the circumstances described above in 1.3.1. The CLEC will be required to submit an electronic letter on CLEC letterhead to Qwest stating at which local tandems they will not interconnect. This letter should include, the local tandem CLLI(s) and the CLEC specific NPA-NXXs for the local tandems. In addition, CLEC will provide a revised electronic letter to Qwest of any changes in the network configuration or addition/deletions of NPA-NXXs of the aforementioned local tandems.
  - 1.3.2 Connections to a Qwest local tandem may be two-way or one-way trunks. These trunks will carry Exchange Service EAS/Local traffic only.
  - 1.3.3 A separate trunk group to the Qwest access tandem is necessary for the exchange of non-local Exchange Access (IntraLATA Toll Non-IXC) traffic and jointly Provided Switched Access (InterLATA and IntraLATA IXC) traffic.
- 1.4 Where there is no Qwest local tandem serving a Qwest end office, CLEC may choose from one of the following options:

1.4.1 A two-way CLEC LIS trunk group to the Qwest access tandem for CLEC traffic terminating to, originating from, or passing through the Qwest network that combines Exchange Service EAS/ Local, Exchange Access (IntraLATA Toll Non-IXC) and Jointly Provided Switched Access (InterLATA and IntraLATA IXC) traffic.

1.4.2 A two-way CLEC LIS trunk group to the Qwest access tandem for CLEC Jointly Provided Switched Access (InterLATA and IntraLATA IXC) traffic terminating to and originating from the IXC Feature Group (FG) A/B/D network through the Qwest network and an additional two-way trunk group to the Qwest access tandem for the combined Exchange Service EAS/ Local and Exchange Access (IntraLATA Toll Non-IXC) traffic terminating to, originating from, and transiting the Qwest network.

1.4.2.1 If the CLEC uses two way trunking, Qwest will send all Exchange Service EAS/Local, Exchange Access (IntraLATA Toll Non-IXC) and Jointly Provided Switched Access (InterLATA and IntraLATA IXC) traffic delivered to the Qwest access tandem on the same combined trunk.

1.4.3 A one-way terminating CLEC LIS trunk group to the Qwest access tandem for CLEC traffic destined to or through the Qwest network that combines Exchange Service EAS/Local, Exchange Access (Intra LATA Toll Non-IXC) and Jointly Provided Switched Access (InterLATA and IntraLATA IXC) traffic.

1.4.4 CLEC may utilize a one-way LIS trunk group to the Qwest access tandem for Jointly Provided Switched Access (InterLATA and IntraLATA IXC) traffic terminating to the IXC FG A/B/D network through the Qwest network, and an additional one-way trunk group to the Qwest access tandem for the combined Exchange Service EAS/ Local, Exchange Access (IntraLATA Toll Non-IXC) traffic terminating to, originating from, and transiting the Qwest network.

1.4.4.1 If CLEC orders either of the above one-way trunk options, Qwest will return the traffic via one combined Exchange Service EAS/ Local, and Exchange Access (IntraLATA Toll Non-IXC) trunk group.

1.4.5 To the extent Qwest combines Exchange Service (EAS/Local), Exchange Access (IntraLATA Toll carried solely by Local Exchange Carriers), and Jointly Provided Switched Access (InterLATA and IntraLATA calls exchanged with a third-party IXC) traffic on a single LIS trunk group, Qwest, at CLEC's request, will declare a percent local use factor (PLU). Such PLU(s) will be verifiable with either call summary records utilizing Calling Party Number information for jurisdictionalization or call detail samples. CLEC should apportion per minute of use (MOU) charges appropriately.

1.5 CLEC must have SS7 functionality to use SPOP in the LATA.

1.6 Qwest assumes CLEC will be originating traffic destined for end users served by each Qwest access tandem in the LATA, therefore, CLEC must order LIS trunking to each Qwest access tandem in the LATA to accommodate routing of this traffic. Additionally, when there is more than one Qwest access tandem within the LATA boundary, the CLEC must order LIS trunking to each Qwest access tandem that serves its end-user

customers' traffic to avoid call blocking. Alternatively, should the CLEC accept the conditions as outlined in the SPOP Waiver (Exhibit A), trunking will not be required to each Qwest access tandem in a multi-access tandem LATA. The CLEC needs trunking to each local tandem where they have a customer base if not utilizing the option of interconnecting at the access tandem for local as described in 1.3.1. The 512 CCS rule and other direct trunking requirements will apply for direct trunking to Qwest end offices.

- 1.7 If Direct Trunked Transport is greater than 50 miles in length, and existing facilities are not available in either Party's network, and the Parties cannot agree as to which Party will provide the facility, the Parties will construct facilities to a mid-point of the span.
- 1.8 CLEC will provide notification to all Co-Providers in the local calling areas of CLEC's change in routing when the CLEC chooses to route its traffic in accordance with Qwest's SPOP interconnection trunking.
- 1.9 Ordering

1.9.1 SPOP in a LATA will be ordered based upon the standard ordering process for the type of facility chosen. See the Qwest Interconnection and Resale Resource Guide for further ordering information.

1.9.2 Sprint will issue ASR's denoting change activity for existing trunk groups converting to SPOP trunk groups in the same LATA.

1.9.3 SPOP elements, such as EF; DTT; EICT ; and multiplexing will be billed in accordance with the interconnection agreement (see Exhibit A).

## SINGLE POINT OF PRESENCE WAIVER

Qwest will waive the requirement for CLEC to connect to each Qwest Access Tandem in the LATA with this waiver amendment.

CLEC certifies that it will not originate any traffic destined for subtending offices of Qwest's Access Tandems for which CLEC seeks a waiver. Or, if CLEC does originate such traffic, that CLEC will route such traffic to a Non-Qwest network. In addition, CLEC certifies that it has no end users in the serving area of the Qwest Access Tandem for which CLEC seeks a waiver.

CLEC will send an electronic letter to Qwest indicating the Qwest access tandems subject to this waiver at the time of ordering trunks required to implement SPOP in the LATA. In addition, CLEC will provide a revised electronic letter to Qwest advising of any changes in the network configuration of the aforementioned access tandems. Should CLEC desire to begin serving end users in the serving area of a Qwest access tandem currently under this waiver, CLEC must first establish trunking to the Qwest access tandem. Additionally, should CLEC desire to originate traffic destined to a Qwest end office subtending a Qwest access tandem currently under this waiver, CLEC must first establish trunking to the Qwest access tandem.

Under this waiver any CLEC originated traffic destined for an end office subtending a Qwest tandem under this waiver will be billed separately, by Qwest to CLEC, via a manual bill.

Misrouted usage under this waiver will be billed, a penalty of \$.21 per MOU.

Additionally, a manual handling fee of \$100 or 10% of total billing, whichever is greater, will be charged for each such manual bill rendered.

Late Payment charges will apply as outlined in the existing Interconnection Agreement currently in effect between the Parties.

Should this traffic occur, the Parties agree to meet within forty-five (45) days of Qwest's identification of such misrouted traffic to discuss methods for avoiding future misrouting on that trunk group or groups. CLEC will then have thirty (30) days from the date of meeting to correct such misrouting on that trunk group or groups. If further misrouting occurs or continues after that date on the same trunk group or groups as the original misrouting identified, the Parties agree to meet again within thirty (30) days of Qwest's identification of such misrouted traffic to discuss methods for avoiding future misrouting on that trunk group or groups. CLEC will then have thirty (30) days from the date of meeting to correct such misrouting. If further misrouting occurs or continues after that date on the same trunk group or groups, Qwest will consider this waiver null and void and all requirements in Attachment 1 or in the existing Interconnection Agreement currently in effect between the Parties will be reinstated. If the parties disagree about whether the traffic identified by Qwest was actually misrouted, the Parties agree to avail themselves of the dispute resolution provision of their interconnection agreement. Nothing in this provision affects or alters in any way CLEC's obligation to pay the rates, the manual handling fee, and the late payment charges specified above for misrouted traffic.

**Exhibit A  
NorthDakota\***

Select the appropriate type of contract below. For cost docket changes, leave blank:				
Amendment		Recurring	Nonrecurring	Notes
<b>9.2 Unbundled Loops</b>				
9.2.1 Analog Loops				
2-Wire Voice Grade			See Installation Options	
Zone 1		\$14.78		#
Zone 2		\$24.92		#
Zone 3		\$56.44		#
4-Wire Voice Grade			See Installation Options	
Zone 1		\$29.00		#
Zone 2		\$48.89		#
Zone 3		\$110.75		#
Unbundled Loop Grooming (2-Wire)		\$1.35		1
Unbundled Loop Grooming (4-Wire)		\$3.12		1
9.2.2 Non-loaded Loops				
2-wire Non-loaded Loop			See Installation Options	
Zone 1		\$14.78		#
Zone 2		\$24.92		#
Zone 3		\$56.44		#
4-wire Non-loaded Loop			See Installation Options	
Zone 1		\$29.00		#
Zone 2		\$48.89		#
Zone 3		\$110.75		#
Cable Unloading/Bridge Tap Removal			\$538.16	
9.2.3 Digital Capable Loops				
Basic Rate ISDN / xDSL-I Capable / ADSL Compatible Loop			See Installation Options	
Zone 1		\$14.78		#
Zone 2		\$24.92		#
Zone 3		\$56.44		#
DS1 Capable Loop			See Installation Options	
Zone 1		\$90.49		#
Zone 2		\$96.37		#
Zone 3		\$100.67		#
DS3 Capable Loop			See Installation Options	
Zone 1		\$988.91		#
Zone 2		\$1,164.84		#
Zone 3		\$1,262.36		#
OC - n Capable Loop			See Installation Options	
OC - 3		\$908.58		1
OC - 12		\$1,472.06		1
OC - 48		\$4,115.92		1
OC-192		ICB		
2-Wire Extension Technology		\$22.67		
9.2.4 Loop Installation Charges for 2 & 4 wire Analog / Non - Loaded, ISDN BRI Capable, xDSL - I Capable, and ADSL Compatible Loop where conditioning is not required.		See related monthly recurring Loop charges.		
9.2.4.1 Basic Installation				
First Loop			\$55.27	#

**Exhibit A  
NorthDakota\***

		Recurring	Nonrecurring	Notes
	Each Additional		\$48.77	#
9.2.4.2	Basic Installation with Performance Testing			
	First Loop		\$142.10	#
	Each Additional		\$86.24	
9.2.4.3	Coordinated Installation with Cooperative Testing / Project Coordinated Installation (25 or more DS0 Unbundled Loops)			
	First Loop		\$171.87	#
	Each Additional		\$94.09	#
9.2.4.4	Coordinated Installation without Cooperative Testing / Project Coordinated Installation (25 or more DS0 Unbundled Loops)			
	First Loop		\$59.81	#
	Each Additional		\$53.32	#
9.2.4.5	Basic Installation with Cooperative Testing			
	First Loop		\$142.10	#
	Each Additional		\$94.09	#
9.2.5	DS1 Loop Installation Charges	See related monthly recurring Loop charges.		
9.2.5.1	Basic Installation			
	First Loop		\$184.32	1
	Each Additional		\$125.93	1
9.2.5.2	Basic Installation with Performance Testing			
	First Loop		\$323.90	1
	Each Additional		\$222.69	1
9.2.5.3	Coordinated Installation with Cooperative Testing / Project Coordinated Installation			
	First Loop		\$365.51	1
	Each Additional		\$222.69	1
9.2.5.4	Coordinated Installation without Cooperative Testing / Project Coordinated Installation			
	First Loop		\$193.81	1
	Each Additional		\$135.39	1
9.2.5.5	Basic Installation with Cooperative Testing			
	First Loop		\$323.90	1
	Each Additional		\$222.69	1
9.2.6	DS3 Loop Installation Charges	See related monthly recurring Loop charges.		
9.2.6.1	Basic Installation			
	First Loop		\$184.32	1
	Each Additional		\$125.93	1
9.2.6.2	Basic Installation with Performance Testing			
	First Loop		\$323.90	1
	Each Additional		\$222.69	1
9.2.6.3	Coordinated Installation with Cooperative Testing / Project Coordinated Installation			
	First Loop		\$365.51	1
	Each Additional		\$222.69	1
9.2.6.4	Coordinated Installation without Cooperative Testing / Project Coordinated Installation			
	First Loop		\$193.81	1
	Each Additional		\$135.39	1
9.2.6.5	Basic Installation with Cooperative Testing			
	First Loop		\$323.90	1
	Each Additional		\$222.69	1

**Exhibit A  
North Dakota\***

		Recurring	Nonrecurring	Notes
9.2.7	OC - 3, 12 , & 48 Loop Installation Charges	See related monthly recurring Loop charges.		
9.2.7.1	Basic Installation			
	First Loop		\$184.32	1
	Each Additional		\$125.93	1
9.2.7.2	Basic Installation with Performance Testing			
	First Loop		\$323.90	1
	Each Additional		\$222.69	1
9.2.7.3	Coordinated Installation with Cooperative Testing			
	First Loop		\$365.51	1
	Each Additional		\$222.69	1
9.2.7.4	Coordinated Installation without Cooperative Testing			
	First Loop		\$193.81	1
	Each Additional		\$135.39	1
9.2.7.5	Basic Installation with Cooperative Testing			
	First Loop		\$323.90	1
	Each Additional		\$222.69	1
9.2.8	OC-192		ICB	
9.2.9	Private Line to Unbundled Loop Conversions		\$40.17	1
9.23.5	UNE Combinations Loop with MUX Combination (LMC)			
9.23.5.1	ITP DS1/DS3	See UNE Section		
9.23.5.2	Loop with MUX DS0 2/4 Wire Analog		\$239.91	1
	Loop with MUX DS0 Wire 2/4 Wire Analog Each Additional		\$156.57	1
9.23.5.3	Loop with MUX DS0 2-Wire Analog			
	Zone 1	\$14.78		#
	Zone 2	\$24.92		#
	Zone 3	\$56.44		#
9.23.5.4	Loop with MUX DS0 4-Wire Analog			
	Zone 1	\$29.00		#
	Zone 2	\$48.89		#
	Zone 3	\$110.75		#
9.23.5.5	DS1 Loop with MUX		\$303.47	1
	DS1 Loop with MUX Each Additional		\$222.19	1
9.23.5.6	DS1 Capable Loop			
	Zone 1	\$90.49		#
	Zone 2	\$96.37		#
	Zone 3	\$100.67		#
9.23.5.7	Private Line to Loop MUX Conversion		\$40.17	1
9.23.5.8	LMC DS3 to DS1 Multiplexer	\$291.43	\$201.95	1
	LMC DS1 to DS0 Multiplexer	\$237.66	\$201.95	1
9.23.5.9	DS1/DS0 Low Side Channelization	See UDIT Section		
17.0	Bona Fide Request Process			
17.1	Processing Fee		\$2,128.00	

**NOTES:**

\* Unless otherwise indicated, all rates are pursuant to the U S WEST and AT&T Interconnection Agreement approved by the North Dakota Public Utilities Commission in Docket Number PU-453-96-497, effective June 23, 1997.

# Denotes voluntary rate reduction.

[1] Rates not addressed in AT&T Arbitration. (TELRIC)

**EXHIBIT B  
SERVICE INTERVAL TABLES\***

**1.0 Unbundled Loops, Line Sharing and Line Splitting Service Interval Table:**

- (a) Established Service Intervals 2/4 Wire Analog (Voice Grade), 2-Wire Analog Distribution Loop:

a)	1-8 lines	5 Business days
b)	9-16 lines	6 Business days
c)	17-24 lines	7 Business days
d)	25 or more	ICB

- (b) Established Service Intervals for 2/4 Wire Non-Loaded Loops, Basic Rate ISDN Capable Loops, and ADSL Compatible Loops that do not require conditioning:

a)	1-8 lines	5 Business days
b)	9-16 lines	6 Business days
c)	17-24 lines	7 Business days
d)	25 or more	ICB

- (c) Established Service Intervals for xDSL-I/ BRI ISDN Capable Loops that do not require conditioning:

a)	1-8 lines	5 Business days
b)	9-16 lines	6 Business days
c)	17-24 lines	7 Business days

- (d) Established Service Intervals for existing DS-1 Capable Loops, DS1 Capable Feeder Loop:

a)	1 – 24 lines	9 Business days
b)	25 or More	ICB

- (e) Established Service Intervals for existing DS3 Capable Loops:

a)	1-3 lines	7 Business days
b)	4 or more	ICB

- (f) Established Service Intervals for Line Sharing and Line Splitting that do not require conditioning:

a)	1-24 lines	3 Business days
d)	25 or More	ICB

- (g) Conditioned Loops for 2/4 Wire Non-Loaded Loops, ADSL Compatible, Basic Rate ISDN Capable, xDSL-I Capable Loops, Line Sharing and Line Splitting:

a)	1-8 lines	15 Business days
b)	9 or more	ICB

**EXHIBIT B**  
**SERVICE INTERVAL TABLES\***

- (h) Established Repair Intervals for Basic 2-wire Analog Loops, Line Sharing, Line Splitting, and Shared Distribution Loop:

24 Hours OSS
48 Hours AS

- (i) Established Repair Intervals for 4-wire Analog Loops, 2/4 Wire Non-Loaded Loops, Basic Rate ISDN Capable Loops, and ADSL Compatible Loops, xDSL-I Capable Loops, DS1 Capable Loops, DS3 Capable Loops, and Ocn Capable Loops:

4 Hours
---------

- (j) Quick Loop

a)	1 to 8 Lines	Three (3) Business Days
b)	9 to 16 Lines	Three (3) Business Days
c)	17 to 24 Lines	Three (3) Business Days
d)	25 or more Lines	ICB

Quick Loop with Number Portability

a)	1 to 8 Lines	Three (3) Business Days
b)	9 to 24 Lines	Four (4) Business Days
c)	25 or more Lines	ICB

- (k) OCn Loop

1 or more Lines	ICB
-----------------	-----

- (l) Shared Distribution Loop

1 or more Lines	Five (5) Business Days
-----------------	------------------------

**EXHIBIT B  
SERVICE INTERVAL TABLES\***

**2.0 Unbundled Dedicated Interoffice Transport (UDIT) Service Interval Table:**

<b>Product</b>	<b>Services Ordered</b>	<b>Installation Commitments</b>	<b>Repair Commitments</b>
<b>UDIT, EUDIT, UCCRE</b>			
<b>DS0</b>	1 to 8	High Density: Five (5) Business Days	4 hrs. High Density
		Low Density: Six (6) Business Days	4 hrs. Low Density
	9 to 16	High Density: Six (6) Business Days	4 hrs. High Density
		Low Density: Seven (7) Business Days	4 hrs. Low Density
	17 to 24	High Density: Seven (7) Business Days	4 hrs. High Density
Low Density: Eight (8) Business Days		4 hrs. Low Density	
25 or more	ICB	ICB	
<b>DS1</b>	1 to 8	High Density: Five (5) Business Days	4 hrs High Density
		Low Density: Eight (8) Business Days	4 hrs Low Density
	9 to 16	High Density: Six (6) Business Days	4 hrs High Density
		Low Density: Nine (9) Business Days	4 hrs Low Density
	17 to 24	High Density: Seven (7) Business Days	4 hrs High Density
Low Density: Ten (10) Business Days		4 hrs Low Density	
25 or more	ICB	4 hrs	
<b>DS3</b>	1 to 3 Circuits	High Density: Seven (7) Business Days	4 hrs High Density
		Low Density: Nine (9) Business Days	4 hrs Low Density
	4 or more Circuits	ICB	4 hrs
<b>OC3 and Higher</b>	1 or more Circuits	ICB	4 hrs
<b>UDIT AND EUDIT Facility</b>	Single Band Width	UDIT Interval + 3 days	

**EXHIBIT B  
SERVICE INTERVAL TABLES\***

**3.0 Unbundled Local Switching Service Interval Table:**

<b>Product</b>	<b>Services Ordered</b>	<b>Installation Commitments</b>	<b>Repair Commitments</b>
<b>Unbundled Switching</b>			
<b>Unbundled Switching – Line Side Analog With Line Class Code (LCC) already supported in requested switch.</b>	1 to 8	High Density: Five (5) Business Days  Low Density: Six (6) Business Days	24 hrs. High Density  24 hrs. Low Density
	9 to 16	High Density: Six (6) Business Days  Low Density: Seven (7) Business Days	24 hrs. High Density  24 hrs. Low Density
	17 to 24	High Density: Seven (7) Business Days  Low Density: Eight (8) Business Days	24 hrs. High Density  24 hrs. Low Density
	25 or more	ICB	24 hrs.
<b>Unbundled Switching – Line Side Analog – Existing – Vertical Feature(s) (Features change without inward line activity and not impacting the design of the circuit.)</b>	1 to 19	Two (2) Business Days	24 hrs. OOS 48 hrs. AS
	20 to 39	Four (4) Business Days	24 hrs. OOS 48 hrs. AS
	40 or more	ICB	24 hrs. OOS 48 hrs. AS
<b>Unbundled Switching – Line Side Analog New Line Class Code (LCC) ordered through customized routing</b>		ICB	24 hrs.
<b>Unbundled Switching – BRI-ISDN Line-side Port. With a U S WEST standard configuration and Line Class Code (LCC) already supported in the requested switch</b>	1 to 3 Lines	High Density: Seven (7) Business Days  Low Density: ICB	24 hrs. High Density  24 hrs. Low Density
	4 or more	ICB	24 hrs.
<b>Unbundled Switching – BRI-ISDN Line-side Port. With non-standard configuration and Line Class Code (LCC) already supported in the requested switch</b>	1 to 3 Lines	High Density: Seventeen (17) Business Days (includes 10 days for complex translations.)  Low Density: ICB	24 hrs. High Density  24 hrs. Low Density
	4 or more	ICB	24 hrs.
<b>Unbundled Switching – BRI-ISDN Line-side Port. Non supported Line Class Code (LCC) ordered through Customized Routing</b>		ICB	24 hrs.

**EXHIBIT B  
SERVICE INTERVAL TABLES\***

<b>Unbundled Switching – DS1 Trunk Port</b>	1 to 8 Ports	High Density: Five (5) Business Days Low Density: Six (6) Business Days	24 hrs. High Density 24 hrs. Low Density
	9 to 16 Ports	High Density: Six (6) Business Days Low Density: Seven (7) Business Days	24 hrs. High Density 24 hrs. Low Density
	17 to 24 Ports	High Density: Seven (7) Business Days Low Density: Eight (8) Business Days	24 hrs. High Density 24 hrs. Low Density
	25 or more Ports	ICB	24 hrs.
<b>Unbundled Switching – Message Trunk Groups</b> <ul style="list-style-type: none"> <li>• Translation questionnaire required</li> <li>• Routing to trunks is ordered separately as Customized Routing</li> <li>• DS1 trunk port &amp; UDIT in place.</li> </ul>	<b>High Density</b> 1 to 24	Seven (7) Business Days	24 hrs.
	25 to 48	Eight (8) Business Days	24 hrs.
	49 to 72	Ten (10) Business Days	24 hrs.
	73 to 96	Twelve (12) Business Days	24 hrs.
	97 to 120	Fourteen (14) Business Days	24 hrs.
	121 to 144	Fifteen (15) Business Days	24 hrs.
	145 to 168	Sixteen (16) Business Days	24 hrs.
	169 to 240	Eighteen (18) Business Days	24 hrs.
	241 or more	ICB	24 hrs.
	<b>Low Density</b> 1 to 24	Eighteen (18) Business Days	24 hrs.
	25 to 72	Nineteen (19) Business Days	24 hrs.
	73 to 120	Twenty (20) Business Days	24 hrs.
	121 or more	ICB	24 hrs.
<b>Unbundled Switching – Two Way and DID Equivalent Group</b> (add/change/increase) DS1 trunk port in place	1 to 8 Trunks	High Density: Five (5) Business Days Low Density: Six (6) Business Days	24 hrs. High Density 24 hrs. Low Density
	9 to 16 Trunks	High Density: Six (6) Business Days Low Density: Seven (7) Business Days	24 hrs. High Density 24 hrs. Low Density

**EXHIBIT B  
SERVICE INTERVAL TABLES\***

	17 to 24 Trunks	High Density: Seven (7) Business Days	24 hrs. High Density
		Low Density: Eight (8) Business Days	24 hrs. Low Density
	25 or more Trunks	ICB	24 hrs.
<b>Unbundled Switching – PRI-ISDN Capable Trunk-Side</b> DS1 Trunk port in place	1 to 8	High Density: Five (5) Business Days	4 hrs. High Density
		Low Density: Six (6) Business Days	4 hrs. Low Density
	9 to 16	High Density: Six (6) Business Days	4 hrs. High Density
		Low Density: Seven (7) Business Days	4 hrs. Low Density
	17 to 24	High Density: Seven (7) Business Days	4 hrs. High Density
		Low Density: Eight (8) Business Days	4 hrs. Low Density
	25 or more	ICB	4 hrs.
<b>Unbundled Packet Switching</b>	<ul style="list-style-type: none"> <li>• Design changes – 8 Business days</li> <li>• Non-design changes – 5 Business days</li> <li>• Service changes – 5 Business days</li> </ul>	New service request – 10 Business days	24 hrs

**EXHIBIT B  
SERVICE INTERVAL TABLES\***

**4.0 Unbundled Dark Fiber Interval Table:**

<b>Product</b>	<b>Activity/ Features</b>	<b>Services Ordered</b>	<b>FOC Guidelines</b>	<b>Installation Guidelines</b>	<b>Repair Guidelines</b>
<b>Dark Fiber</b>					
<b>Initial Records Inquiry (IRI) (simple &amp; complex)</b>			N/A	Ten (10) Business Days	N/A
<b>Field Verification And Quote Preparation (FVOP)</b>			N/A	Twenty (20) Business Days	N/A
<b>Provisioning (non- FVOP requests)</b>			N/A	Twenty (20) Business Days	
<b>OC3 and Higher</b>			N/A	ICB	

**EXHIBIT B  
SERVICE INTERVAL TABLES\***

**5.0 Unbundled Network Elements Platform (UNE-P) Service Interval Table:**

<b>Product</b>	<b>Services Ordered</b>	<b>Installation Commitments</b>	<b>Repair Commitments</b>
<b>UNE-P POTS 'New'-Soft Dial Tone (SDT)</b> [Where available] <b>Facility Check indicates "AVAILABLE (SDT)" and DISPATCH "NO"</b>		Two (2) Business Days (regardless of the time of day the request is received)	24 hrs OOS 48 hrs AS
<b>UNE-P POTS 'New'-Residence Flow Through, Fully Electronic (N, T Orders)</b> <b>Facility Check indicates "AVAILABLE" and DISPATCH "NO"</b>	1 to 39 Lines	Three (3) Business Days	24 hrs OOS 48 hrs AS
	40 or more Lines	ICB	24 hrs OOS 48 hrs AS
<b>UNE-P POTS 'New'-Business Flow Through, Fully Electronic (N, T Orders)</b> <b>Facility Check indicates "AVAILABLE" and DISPATCH "NO"</b>	1 to 19 Lines	Three (3) Business Days	24 hrs OOS 48 hrs AS
	20-39 Lines	Four (4) Business Days or next available due date thereafter as indicated by Appointment Scheduler.	24 hrs OOS 48 hrs AS
	40 or more Lines	ICB	24 hrs OOS 48 hrs AS
<b>UNE-P POTS 'New'-Residence Simple CO Features, or Number Changes without inward line activity, or Hunting changes without inward line activity</b>	1 to 39 Lines	Three (3) Business Days	24 hrs OOS 48 hrs AS
	40 or more Lines	ICB	24 hrs OOS 48 hrs AS
<b>UNE-P POTS 'New'-Business Simple CO Features, or Number Changes without inward line activity, or Hunting changes without inward line activity</b>	1 to 19 Lines	Three (3) Business Days	24 hrs OOS 48 hrs AS
	20-39 Lines	Four (4) Business Days	24 hrs OOS 48 hrs AS
	40 or more Lines	ICB	24 hrs OOS 48 hrs AS
<b>UNE-P POTS 'New'-Suspend/Restore</b>	Customers with service placed on "vacation"	Next Business Day	24 hrs OOS 48 hrs AS
	Treatment for Non-payment issues	Same Business Day as payment receipt validated	24 hrs OOS 48 hrs AS
<b>UNE-P POTS 'New'-Residence New Installs, Address Changes, Changes with inward line activity</b> <b>Facility Check indicates "AVAILABLE DISP. REQ" and DISPATCH "YES"</b>	1 to 39 Lines	Next available due date as indicated by Appointment Scheduler <b>Note:</b> Appointment Scheduler minimum default interval is 3 (Three) Business Days.	24 hrs OOS 48 hrs AS
	40 or more Lines	ICB	24 hrs OOS 48 hrs AS

**EXHIBIT B  
SERVICE INTERVAL TABLES\***

<b>UNE-P POTS 'New'-Business</b> New Installs, Address Changes, Changes with inward line activity <b>Facility Check indicates</b> <b>"AVAILABLE DISP. REQ" and</b> <b>DISPATCH "YES"</b>	1 to 19 Lines	Next available due date as indicated by Appointment Scheduler <b>Note:</b> Appointment Scheduler minimum default interval is 3 (Three) Business Days.	24 hrs OOS 48 hrs AS
	20-39 Lines	Four (4) Business Days or next available due date thereafter as indicated by Appointment Scheduler.	24 hrs OOS 48 hrs AS
	40 or more Lines	ICB	24 hrs OOS 48 hrs AS
<b>UNE-P POTS 'New'-</b> ▪ Directory Listings Changes (R Orders)  ▪ Voice Mail	1-10 Listings	Two (2) Business Days	
	11 to 20 Listings	Five (5) Business Days	
	21-50 Listings	Ten (10) Business Days	
	51-100 Listings	Thirty (30) Business Days	
	Over 100 Listings	Sixty (60) Business Days	
	Add Voice Mail to POTS line	Three (3) Business Days	
<b>Conversions to UNE-P POTS-</b> POTS Residence to UNE-P - Conversion as Specified - Simple CO Features	1 to 39 Lines	Three (3) Business days	24 hrs OOS 48 hrs AS
	40 or more lines	ICB	24 hrs OOS 48 hrs AS
<b>Conversions to UNE-P POTS-</b> UNE-P to UNE-P POTS Residence - Conversion as Is	1 to 39 Lines	Same Business Day if received before 12:00 p.m., or, Next Business Day if received later than 12:00 p.m.	24 hrs OOS 48 hrs AS
	40 or more Lines	ICB	24 hrs OOS 48 hrs AS
<b>Conversions to UNE-P POTS-</b> POTS Business to UNE-P - Conversion As Specified - Simple CO Features	1 to 19 Lines	Three (3) Business days	24 hrs OOS 48 hrs AS
	20 to 39 Lines	Four (4) Business Days	24 hrs OOS 48 hrs AS
	40 or more Line	ICB	24 hrs OOS 48 hrs AS
<b>Conversions to UNE-P POTS-</b> UNE-P to UNE-P POTS Business - Conversion As Is	1 to 39 Lines	Same Business Day if received before 12:00 p.m., or, Next Business Day if received later than 12:00 p.m.	24 hrs OOS 48 hrs AS
	40 or more Lines	ICB	24 hrs OOS 48 hrs AS
<b>UNE-P Line Splitting –</b> UNE-P POTS to UNE-P POTS with Line Splitting - Conversion As Specified	1 to 8 Lines	High Density: Five (5) Business Days  Low Density: Six (6) Business Days	24 hrs OOS 48 hrs AS

**EXHIBIT B  
SERVICE INTERVAL TABLES\***

	9 to 16 Lines	High Density: Six (6) Business days  Low Density: (9) Business Days	24 hrs OOS 48 hrs AS
	17 to 24 Lines	High Density: (7) Business Days	24 hrs OOS 48 hrs AS
	25-39 Lines	ICB	24 hrs OOS 48 hrs AS
	40 or more Lines or if Conditioning is required	ICB High Density: Five (5) Business Days	24 hrs OOS 48 hrs AS
<b>UNE-P Line Splitting –</b> POTS Residence or POTS Business with Line Sharing to UNE-P POTS with Line Splitting - Conversion as Specified	1 to 8 Lines	High Density: Six (5) Business days  Low Density: Six (6) Business Days	24 hrs OOS 48 hrs AS
	9 to 16 Lines	High Density: Six (6) Business days  Low Density: Nine (9) Business Days	24 hrs OOS 48 hrs AS
	17 to 24 Lines	High Density: Seven (7) Business Days  Low Density: Ten (10) Business Days	24 hrs OOS 48 hrs AS
	25-39 Lines	ICB	24 hrs OOS 48 hrs AS
	40 or more Lines	ICB	24 hrs OOS 48 hrs AS
<b>UNE-P PBX 'New'-</b>	1 to 8 Trunks	Five (5) Business Days	4 hrs
	9 to 16 Trunks	Six (6) Business Days	4 hrs
	17 to 24 Trunks	Seven (7) Business Days	4 hrs
	25 or more Trunks	ICB	4 hrs
<b>Conversions to UNE-P PBX –</b> Conversion As Specified or Conversion As Is	1 to 8 Trunks	Five (5) Business Days	4 hrs
	9 to 16 Trunks	Six (6) Business Days	4 hrs
	17 to 24 Trunks	Seven (7) Business Days	4 hrs
	25 or more Trunks	ICB	4 hrs
<b>UNE-P DSS 'New'-</b> T1 Facility	1 to 3	Nine (9) Business Days	4 hrs
	4 or more	ICB	4 hrs
<b>UNE-P DSS 'New'-</b> Trunks	1 to 3 Lines	Twelve (12) Business Days	4 hrs
	4 to 6 Lines	Sixteen (16) Business Days	4 hrs
	7 to 9 Lines	Twenty (20) Business Days	4 hrs

**EXHIBIT B  
SERVICE INTERVAL TABLES\***

	10 to 12 Lines	Twenty four (24) Business Days	4 hrs
	13 or more Lines	ICB	4 hrs
<b>Conversions to UNE-P DSS-T1 Facility</b>	1 to 3	Nine (9) Business Days	4 hrs
	4 or more	ICB	4 hrs
<b>Conversions to UNE-P DSS-Trunks</b>	4 to 6 Lines	Sixteen (16) Business Days	4 hrs
	7 to 9 Lines	Twenty (20) Business Days	4 hrs
	10 to 12 Lines	Twenty four (24) Business Days	4 hrs
	13 or more Lines	ICB	4 hrs
<b>UNE-P ISDN BRI 'New'- New Installs, Address Changes, Change to add Loop (N2Q)</b>	1 to 10 Lines	Thirteen (13) Business Days	24 hrs
	11 or more Lines	ICB	24 hrs
<b>UNE-P ISDN BRI 'New'- Add or Change Feature(s), Add Primary Directory Number (PDN ) to established Loop (N2Q), Add Call Appearance</b>	1 to 10 Lines	Three (3) Business Days	24 hrs
	11 or more Lines	ICB	24 hrs
<b>Conversion to UNE-P ISDN BRI- Conversion As Is</b>	1 to 10 Lines	Three (3) Business Days	24 hrs
	11 or more Lines	ICB	24 hrs
<b>Conversion to UNE-P ISDN BRI- Conversion As Specified</b>	1 to 10 Lines	Three (3) Business Days if a Loop is not involved (or) Thirteen (13) Business Days if a Loop is added or changed	24 hrs
	11 or more Lines	ICB	24 hrs
<b>UNE-P ISDN PRI 'New'- T1 Facility</b>	1 to 3	Nine (9) Business Days	4 hrs
	4 or more	ICB	4 hrs
<b>UNE-P ISDN PRI 'New'- Trunks</b>	1 to 3 Lines	Twelve (12) Business Days	4 hrs
	4 to 6 Lines	Sixteen (16) Business Days	4 hrs
	7 to 9 Lines	Twenty (20) Business Days	4 hrs
	10 to 12 Lines	Twenty four (24) Business Days	4 hrs
	13 or more Lines	ICB	4 hrs
<b>Conversion to UNE-P ISDN PRI- T1 Facility</b>	1 to 3	Nine (9) Business Days	4 hrs
	4 or more	ICB	4 hrs
<b>Conversion to UNE-P ISDN PRI- Trunks</b>	1 to 3 Lines	Twelve (12) Business Days	4 hrs
	4 to 6 Lines	Sixteen (16) Business Days	4 hrs
	7 to 9 Lines	Twenty (20) Business Days	4 hrs

**EXHIBIT B  
SERVICE INTERVAL TABLES\***

	10 to 12 Lines	Twenty four (24) Business Days	4 hrs
	13 or more Lines	ICB	4 hrs
<b>UNE-P Centrex 21 - Non Designed- Conversions as Specified</b>	1 to 10 Lines	Five (5) Business Days	24 hrs OOS 48 hrs AS
	11 or more Lines	ICB	24 hrs OOS 48 hrs AS
<b>UNE-P Centrex 21 - Non Designed- New Installations</b>	1 to 10 Lines [Facility check indicates "Available Dispatch Required" and Dispatch "Yes".]	Five (5) Business Days or Next available due date thereafter as indicated by Appointment Scheduler.	24 hrs OOS 48 hrs AS
	11 or more Lines	ICB	24 hrs OOS 48 hrs AS
<b>UNE-P Centrex Plus / UNE-P Centron</b> [Centron is MN only] <b>Common Block Configuration Required</b> - Establish Common Block	1 to 10 Lines - No Optional Features	Twenty (20) Business Days	24 hrs OOS 48 hrs AS
	1 to 10 Lines - w/ Optional Features (i.e., ARS, DFIs, SMDR, UCD, etc.)	ICB	24 hrs OOS 48 hrs AS
	11-21 Lines – No Optional Features	Twenty (20) Business Days	24 hrs OOS 48 hrs AS
	11 to 21 Lines – w/Optional Features (i.e., ARS, DFIs, SMDR, UCD, etc.)	ICB	24 hrs OOS 48 hrs AS
	22 or more Lines with or without Optional Features	ICB	24 hrs OOS 48 hrs AS
<b>UNE-P Centrex Plus / UNE-P Centron</b> [Centron is MN only] <b>Common Block Configuration Required</b> - Feature Additions requiring Common Block activity per Common Block	1 to 10 Lines	Twenty (20) Business Days	24 hrs OOS 48 hrs AS
	11 or more Lines	ICB	24 hrs OOS 48 hrs AS
<b>UNE-P Centrex Plus / UNE-P Centron</b> [Centron is MN only] <b>Common Block Configuration Required</b> - Line Class Codes (LCCs)/ CAT/NCOS/DPAT additions/changes requiring Common Block work.	Per Common Block (must be existing Line Class Codes(LCCs)/ CAT/NCOS/DPAT)	Five (5) Business Days	24 hrs OOS 48 hrs AS
	If new LCC/CAT/NCOS or DPAT	Twenty (20) Business Days	24 hrs OOS 48 hrs AS

**EXHIBIT B  
SERVICE INTERVAL TABLES\***

<p><b>UNE-P Centrex Plus / UNE-P Centron</b> [Centron is MN only] <b>Common Block Configuration Required</b> - Centrex Management System (CMS)</p>	<p>New Common Blocks &amp; Cust ID's (lines installed at the same time the Common Block is installed)</p>	<p>Twenty (20) Business Days (after the initial Common Block &amp; associated lines are installed)</p>	<p>N/A</p>
<p><b>UNE-P Centrex Plus / UNE-P Centron</b> [Centron is MN only] <b>Common Block Configuration Required</b> - Designed Services subsequent to initial Common Block installation</p>	<p>Tie Lines/DFI/FX</p>	<p>Thirteen (13) Business Days (may be longer due to facility due date requirements)</p>	<p>24 hrs OOS 48 hrs AS</p>
<p><b>UNE-P Centrex Plus / UNE-P Centron</b> [Centron is MN only] <b>No Common Block Configuration Required</b> - Centrex Management System (CMS) Network Access Registers (NARs)</p>	<p>Additional/New Station Lines to be added to CMS</p>	<p>Five (5) Business Days after line is installed</p>	<p>N/A</p>
	<p>Additions</p>	<p>Five (5) Business Days</p>	<p>N/A</p>
	<p>Change from Non Blocked to Blocked Service</p>	<p>ICB</p>	<p>N/A</p>
<p><b>UNE-P Centrex Plus / UNE-P Centron</b> [Centron is MN only] <b>No Common Block Configuration Required</b> - Station Lines (subsequent to the establishment of the Common Block) Includes:     Conversions     New Lines     Moves <b>NOTE:</b> On conversions, numbers are "chipped" into the Common Block at the time of installation.</p>	<p>1 to 10 Lines per location</p>	<p>Five (5) Business Days or Next available due date thereafter as indicated by Appointment Scheduler.</p>	<p>24 hrs OOS 48 hrs AS</p>
	<p>11 to 20 Lines per location</p>	<p>Ten (10) Business Days or Next available due date thereafter as indicated by Appointment Scheduler.</p>	<p>24 hrs OOS 48 hrs AS</p>
	<p>21 or more Lines per location</p>	<p>ICB</p>	<p>24 hrs OOS 48 hrs AS</p>
<p><b>UNE-P Centrex Plus / UNE-P Centron</b> [Centron is MN only] <b>No Common Block Configuration Required</b> Line Feature changes/additions/Removals</p>	<p>1 to 19 Lines</p>	<p>Three (3) Business Days</p>	<p>24 hrs OOS 48 hrs AS</p>
	<p>20 or more Lines</p>	<p>ICB</p>	<p>24 hrs OOS 48 hrs AS</p>

**EXHIBIT B  
SERVICE INTERVAL TABLES\***

<p><b>UNE-P Centrex Plus / UNE-P Centron</b> [Centron is MN only] <b>No Common Block Configuration Required</b> Designed Services subsequent to initial Common Block installation</p>	Tie Lines/DFI/FX	Thirteen (13) Business Days (may be longer due to facility due date requirements)	24 hrs OOS 48 hrs AS
<p><b>UNE-P Centrex Plus / UNE-P Centron</b> [Centron is MN only] <b>No Common Block Configuration Required</b> Automatic Route Selection (ARS)</p>	Subsequent to Common Block Installation	Twenty (20) Business Days (may be longer if the activation of ARS is tied to a Private Line facility installation)	24 hrs OOS 48 hrs AS
	<p>Changes to Patterns: 1 to 25 changes 26 to 50 changes 51 or more changes</p>	<p>Business Days: Five (5) days Ten (10) days Twenty (20) days</p>	24 hrs OOS 48 hrs AS
	Adding new Patterns	Twenty (20) Business Days	24 hrs OOS 48 hrs AS
<p><b>UNE-P Centrex Plus / UNE-P Centron</b> [Centron is MN only] <b>No Common Block Configuration Required</b> Uniform Call Distribution (UCD)</p>	Per Request	Thirteen (13) Business Days	24 hrs OOS 48 hrs AS
<p><b>UNE-P Centrex Plus / UNE-P Centron</b> [Centron is MN only] <b>No Common Block Configuration Required</b> Additional Numbers subsequent to initial Common Block installation</p> <p><b>NOTE:</b> Additional numbers are "chipped" into the Common Block at the time of request.</p>	Blocks (No limit on amount of numbers.)	Five (5) Business Days	N/A

**EXHIBIT B  
SERVICE INTERVAL TABLES\***

**6.0 Enhanced Extended Loop Service Interval Table (EEL):**

<b>Product</b>	<b>Services Ordered</b>	<b>Installation Commitments</b>	<b>Repair Commitments</b>
<b>Enhanced Extended Loop (EEL)- DS0 or Voice Grade Equivalent</b>	1 to 8	High Density: Five (5) Business Days	4 hrs High Density
		Low Density: Six (6) Business Days	4 hrs Low Density
	9 to 16	High Density: Six (6) Business Days	4 hrs High Density
		Low Density: Seven (7) Business Days	4 hrs Low Density
17 to 24	High Density: Seven (7) Business Days	4 hrs High Density	
	Low Density: Eight (8) Business Days	4 hrs Low Density	
25 or more	ICB	4 hrs	
<b>Enhanced Extended Loop (EEL) – DS1</b>	1 to 8	High Density: Five (5) Business Days	4 hrs High Density
		Low Density: Eight (8) Business Days	4 hrs Low Density
	9 to 16	High Density: Six (6) Business Days	4 hrs High Density
		Low Density: Nine (9) Business Days	4 hrs Low Density
17 to 24	High Density: Seven (7) Business Days	4 hrs High Density	
	Low Density: Ten (10) Business Days	4 hrs Low Density	
25 or more	ICB	4 hrs	
<b>Enhanced Extended Loop (EEL) – DS3</b>	1 to 3 Circuits	High Density: Seven (7) Business Days	4 hrs High Density
		Low Density: Nine (9) Business Days	4 hrs Low Density
	4 or more Circuits	ICB	4 hrs

**EXHIBIT B  
SERVICE INTERVAL TABLES\***

<b>Enhanced Extended Loop Conversions (EEL-C) – Private Line (PLTS) - Conversion as is</b>		ICB	24 hrs OOS 48 hrs AS
--	--	-----	-------------------------

\* Installation Guidelines apply where facilities/network capacity is in place. Where facilities/network capacity are not in place, intervals are handled on an Individual Case Basis (ICB).

## EXHIBIT C - SPECIAL REQUEST PROCESS

1. The Special Request Process shall be used for the following requests:
  - 1.1 Requesting specific product feature(s) be made available by Qwest that are currently available in a switch, but which are not activated.
  - 1.2 Requesting specific product feature(s) be made available by Qwest that are not currently available in a switch, but which are available from the switch vendor
  - 1.3 Requesting a combination of Unbundled Network Elements that is a combination not currently offered by Qwest as a standard product and:
    - 1.3.1 that is made up of UNEs that are defined by the FCC or the Commission as a network element to which Qwest is obligated to provide unbundled access, and;
    - 1.3.2 that is made up of UNEs that are ordinarily combined in the Qwest network.
  - 1.4 Requesting an Unbundled Network Element that does not require a technical feasibility analysis and<sup>1</sup> has been defined by the FCC or the State Commission as a network element to which Qwest is obligated to provide unbundled access, but for which Qwest has not created a standard product, including, but not limited to, OC-192 (and such higher bandwidths that may exist) UDIT, EEL between OC-3 and OC-192 and new varieties of subloops.
2. Any request that requires an analysis of Technical Feasibility shall be treated as a Bona Fide Request (BFR), and will follow the BFR Process set forth in this Agreement. If it is determined that a request should have been submitted through the BFR process, Qwest will consider the BFR time frame to have started upon receipt of the original Special Request application form.
3. A Special Request shall be submitted in writing and on the appropriate Qwest form, which is located on Qwest's website.
4. Qwest shall acknowledge receipt of the Special Request within two (2) business days of receipt.
5. Qwest shall respond with an analysis, including costs and timeframes, within fifteen (15) business days of receipt of the Special Request. In the case of UNE Combinations, the analysis shall include whether the requested combination is a combination of network elements that are ordinarily combined in the Qwest network. If the request is for a combination of network elements that are not ordinarily combined in the Qwest network, the analysis shall indicate to CLEC that it should use the BFR process if CLEC elects to pursue its request.
6. Upon request, Qwest shall provide CLEC with Qwest's supporting cost data and/or studies for Unbundled Network Elements that CLEC wishes to order within seven (7) business days, except where Qwest cannot obtain a release from its vendors within seven (7) business days, in which case Qwest will make the data available as soon as Qwest receives the vendor

---

<sup>1</sup> This change complies with language originally ordered in Washington and Arizona and is now consensus.

## **EXHIBIT C - SPECIAL REQUEST PROCESS**

release. Such cost data shall be treated as Confidential Information, if requested by Qwest under the non-disclosure sections of this Agreement.

PU-2271-02-436

SENDER: COMPLETE THIS SECTION	COMPLETE THIS SECTION ON DELIVERY	
<ul style="list-style-type: none"> <li>Complete items 1, 2, and 3. Also complete item 4 if Restricted Delivery is desired.</li> <li>Print your name and address on the reverse so that we can return the card to you.</li> <li>Attach this card to the back of the mailpiece, or on the front if space permits.</li> </ul>	A. Signature <input checked="" type="checkbox"/> Agent <input checked="" type="checkbox"/> Addressee <i>Gerald Vossen</i>	
	B. Received by (Printed Name) <b>Gerald Vossen</b>	C. Date of Delivery <b>9-16-02</b>
1. Article Addressed to: <i>Ken Kiss</i> <i>Sprint</i> <i>6450 Sprint Plaza</i> <i>Mailstop: KSO #110212</i> <i>Overland Park KS 66251</i>	D. Is delivery address different from item 1? <input type="checkbox"/> Yes If YES, enter delivery address below: <input type="checkbox"/> No	
2. Article Number (Transfer from service label)	<b>7099 3220 0002 8482 2981</b>	
PS Form 3811, August 2001 Domestic Return Receipt 102595-02-M-1035		

PU-02-436; 4114; 456; 457; 462

SENDER: COMPLETE THIS SECTION	COMPLETE THIS SECTION ON DELIVERY	
<ul style="list-style-type: none"> <li>Complete items 1, 2, and 3. Also complete item 4 if Restricted Delivery is desired.</li> <li>Print your name and address on the reverse so that we can return the card to you.</li> <li>Attach this card to the back of the mailpiece, or on the front if space permits.</li> </ul>	A. Signature <input checked="" type="checkbox"/> Agent <input checked="" type="checkbox"/> Addressee <i>Al Soltz</i>	
	B. Received by (Printed Name) <b>Al Soltz</b>	C. Date of Delivery <b>10-25-02</b>
1. Article Addressed to: <i>Dan Keutz</i> <i>PO Box 1695</i> <i>Bernard MO 58502-1695</i>	D. Is delivery address different from item 1? <input type="checkbox"/> Yes If YES, enter delivery address below: <input type="checkbox"/> No	
2. Article Number (Transfer from service label)	<b>7001 1940 0005 3426 5528</b>	
PS Form 3811, August 2001 Domestic Return Receipt 102595-02-M-1035		