

DIVIDER

STATE OF NORTH DAKOTA
INFORMATION TECHNOLOGY DEPARTMENT
SFN 2053 (4-2002)

PU-2441-02-571

AT&T Communications of the Midwest, Inc./Qwest Cor
Interconnection Agreement Amendment
Application

02

Filed 11/1/2002

Closed 1/17/2003

DESCRIPTION



Public Service Commission
Receipt of Payment

Receipt# 5359

Received: 4/21/2003 Check# 11186638 for \$61.90
Subject: Utility Valuation

Docket # PU-2441-02-571

AT&T
PO Box 598018
Orlando FL 32859

12 PU-2441-02-571

Pages: 1

Receipt# 5,359 \$61.90

by AT&T

04/21/2003

Scott, Sandi L.

From: Bauske, Shelly A.
Sent: Friday, January 31, 2003 1:22 PM
To: Scott, Sandi L.
Subject: FW: Money Received.....

11 PU-2463-02-553 Pages: 0
\$61.90 received
by Qwest Corporation
01/31/2003 CC: Comm Legal Ilona Jerry .

-----Original Message-----

From: Bauske, Shelly A.
Sent: Thursday, January 30, 2003 11:43 AM
To: Geiger, Gloria A.
Subject: Money Received.....

11 PU-2780-02-588 Pages: 0
\$61.90 received
by Qwest Corporation
01/31/2003 CC: Comm Legal Ilona Jerry .

Case No. PU-2463-02-553
Qwest
61.90

14 PU-2790-02-509 Pages: 0
\$278.54 received
by Qwest Corporation
01/31/2003 CC: Comm Legal PUD (3)

Case No. PU-2780-02-588
Qwest
61.90

11 PU-2441-02-571 Pages: 0
\$61.90 received
by Qwest Corporation
01/31/2003 CC: Comm Legal Ilona Jerry .

Case No. PU-2790-02-509
Qwest
278.54

11 PU-2630-02-587 Pages: 0
\$61.90 received
by Qwest Corporation
01/31/2003 CC: Comm Legal Ilona Jerry .

Case No. PU-2441-02-571
Qwest
61.90

11 PU-2800-02-572 Pages: 0
\$61.90 received
by Qwest Corporation
01/31/2003 CC: Comm Legal Ilona Jerry .

Case No. PU-2630-02-587
Qwest
61.90

11 PU-2630-02-483 Pages: 0
\$87.42 received
by Qwest Corporation
01/31/2003 CC: Comm Legal Ilona Jerry .

Case No. PU-2800-02-572
Qwest
61.90

11 PU-2780-02-579 Pages: 0
\$61.90 received
by Qwest Corporation
01/31/2003 CC: Comm Legal Ilona Jerry .

Case No. PU-2630-02-483
Qwest
87.42

11 PU-2057-02-493 Pages: 0
\$87.42 received
by Qwest Corporation
01/31/2003 CC: Comm Legal Ilona Jerry .

Case No. PU-2780-02-579

Qwest
61.90

Case No. PU-2057-02-493
Qwest
87.42

Total Qwest Check: \$824.78

APPROVED

DATE: 1-15-03
KMF

MOTION

January 15, 2003

AT&T Communications of the Midwest,
Inc./Qwest Corporation
Interconnection Agreement Amendment
Application

Case No. PU-2441-02-571

I move the Commission bill AT&T Communications of the Midwest, Inc.
and Qwest Corporation for costs incurred to date in Case No. PU-2441-02-571,
AT&T Communications of the Midwest, Inc./Qwest Corporation, Interconnection
Agreement Amendment, Application.



Public Service Commission
State of North Dakota

COMMISSIONERS

Susan E. Wefald, President
Leo M. Reinbold
Anthony T. Clark

Executive Secretary
Jon H. Mielke

600 E Boulevard Ave. Dept. 408
Bismarck, North Dakota 58505-0480
web: www.psc.state.nd.us
e-mail: sab@psc.state.nd.us
TDD 800-366-6888
Fax 701-328-2410
Phone 701-328-2400

January 15, 2003

Mitchell H Menezes
AT&T Corp
1875 Lawrence St Rm 15-21
Denver CO 80202

Michael Hydock
AT&T Corp
1875 Lawrence St Rm 8-19
Denver CO 80202

Dan Kuntz
PO Box 1695
Bismarck ND 58502-1695

RE: Case No. PU-2441-02-571
AT&T Communications of the Midwest, Inc./Qwest Corporation
Interconnection Agreement Amendment
Application

Enclosed is a copy of the statement approved at the January 15, 2003 Public Service Commission meeting for the expenses incurred to date in Case No. PU-2441-02-571.

Under N.D.C.C. 49-21-01.7, these expenses are billed through the Valuation Fund and must be paid for by the telecommunications company involved.

Please make your check payable to the *Public Service Commission*.

Sincerely,

Gloria Geiger
Admin Staff Officer
701-328-2401

Enc.

c: Scott Macintosh
Qwest Corporation
PO Box 5508
Bismarck ND 58502-5508

Director - Interconnection Compliance
Qwest Corporation
1801 California St Rm 2410
Denver CO 80202

Billing Statement

January 15, 2003

AT&T Communications of the Midwest,
Inc./Qwest Corporation
Interconnection Agreement Amendment
Application

Case No. PU-2441-02-571

Bill To:

AT&T Communications of the Midwest, Inc.	\$61.90
Qwest Corporation	\$61.90

Expenses Incurred to Date:

Advertising Costs	\$123.80
-------------------	----------

Send Payment and a Copy of this Statement To:

Public Service Commission
600 E Boulevard Ave Dept 408
Bismarck ND 58505-0480

Federal Tax ID 45-0309764

STATE OF NORTH DAKOTA
PUBLIC SERVICE COMMISSION

**Integra Telecom of North Dakota, Inc./Qwest Corporation
Interconnection Agreement Amendment
Application** **Case No. PU-2463-02-553**

**AT&T Communications of the Midwest, Inc./Qwest Corporation
Interconnection Agreement Amendment
Application** **Case No. PU-2441-02-571**

**MCImetro Access Transmission Services LLC/Qwest Corporation
Interconnection Agreement Amendment
Application** **Case No. PU-2800-02-572**

**Level 3 Communications, LLC/Qwest Corporation
Interconnection Agreement Amendment
Application** **Case No. PU-2780-02-579**

**U.S. Link, Inc./Qwest Corporation
Interconnection Agreement Amendment
Application** **Case No. PU-2630-02-587**

**Level 3 Communcations, LLC/Qwest Corporation
Interconnection Agreement Amendment
Application** **Case No. PU-2780-02-588**

AFFIDAVIT OF SERVICE BY CERTIFIED MAIL AND ORDINARY MAIL

STATE OF NORTH DAKOTA
COUNTY OF BURLEIGH

Sharon Helbling deposes and says that:

she is over the age of 18 years and not a party to this action and, on the **16th day of January, 2003**, she deposited in the United States Mail, Bismarck, North Dakota **eight** envelopes with certified postage, return receipt requested, fully prepaid, securely sealed and each containing a photocopy of:

Order

9

PU-2441-02-571

Pages: 2

Affidavit of Service

by Public Service Commission

01/17/2003

CC: Comm Legal Ilona Jerry

The envelopes were addressed as follows:

Dan Kuntz
P O Box 1695
Bismarck ND 58502-1695

Cert. No. 7001 1940 0005 3425 2009

Mitchell H Menezes
AT&T Corp
1875 Lawrence St Rm 15-21
Denver CO 80202

Cert. No. 7099 1940 0005 3425 2023

Michael A Beach
MCI WorldCom
MCI Plaza
6312 S Fiddlers Green Circle Ste 600 East
Englewood CO 80111

Cert. No. 7001 1940 0005 3425 2047

John Sango
U S Link Inc
30925 2nd St
Pequot Lakes MN 56472

Cert. No. 7001 1940 0005 3425 2061

Karen Johnson
Integra Telecom Inc
19545 NW Von Neumann Dr Ste 200
Beaverton OR 97006-6902

Cert. No. 7001 1940 0005 3425 2016

Michael Hydock
AT&T Corp
1875 Lawrence St Rm 8-19
Denver CO 80202

Cert. No. 7099 1940 0005 3425 2030

Peter Blisard
Level 3 Communications LLC
1025 Eldorado Blvd
Broomfield CO 80021

Cert. No. 7001 1940 0005 3425 2054

Greg Rogers
Level 3 Communications LLC
1025 Eldorado Blvd
Broomfield CO 80021

Cert. No. 7001 1940 0005 3425 2078

Sharon Helbling further deposes and says that on the **16th day of January, 2003**, she deposited in the United States Mail, Bismarck, North Dakota, **two** envelopes by regular mail, with postage fully prepaid, securely sealed, each containing a photocopy of the same.


Scott Macintosh
Qwest Corporation
P O Box 5508
Bismarck ND 58502-5508

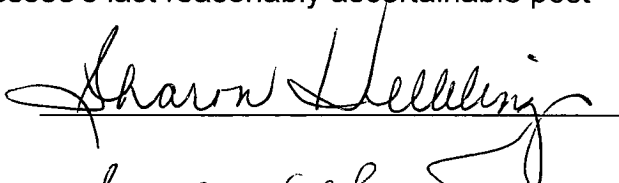

Dir-Interconnection Compliance
Qwest Corporation
1801 California St Rm 2410
Denver CO 80202

Each address shown is the respective addressee's last reasonably ascertainable post office address.

Subscribed and sworn to before me
this **16th day of January, 2003**.

SEAL





Notary Public

MOTION

January 15, 2003

APPROVED

DATE: 1-15-03
KMF

**Integra Telecom of North Dakota, Inc./Qwest Corporation
Interconnection Agreement Amendment
Application**

Case No. PU-2463-02-553

**AT&T Communications of the Midwest, Inc./Qwest Corporation
Interconnection Agreement Amendment
Application**

Case No. PU-2441-02-571

**MCImetro Access Transmission Services LLC./Qwest Corporation
Interconnection Agreement
Application**

Case No. PU-2800-02-572

**Level 3 Communications, LLC/Qwest Corporation
Interconnection Agreement Amendment
Application**

Case No. PU-2780-02-579

**U.S. Link, Inc./Qwest Corporation
Interconnection Agreement Amendment
Application**

Case No. PU-2630-02-587

**Level 3 Communications, LLC/Qwest Corporation
Interconnection Agreement Amendment
Application**

Case No. PU-2780-02-588

I move the Commission adopt the Order approving the captioned interconnection agreements.

JRL/sdh

8

PU-2441-02-571

Pages: 1

Motion

by Public Service Commission

01/15/2003

CC: Comm Legal Ilona Jerry .

**STATE OF NORTH DAKOTA
PUBLIC SERVICE COMMISSION**

**Integra Telecom of North Dakota, Inc./Qwest Corporation
Interconnection Agreement Amendment
Application** **Case No. PU-2463-02-553**

**AT&T Communications of the Midwest, Inc./Qwest Corporation
Interconnection Agreement Amendment
Application** **Case No. PU-2441-02-571**

**MCImetro Access Transmission Services LLC./Qwest Corporation
Interconnection Agreement
Application** **Case No. PU-2800-02-572**

**Level 3 Communications, LLC/Qwest Corporation
Interconnection Agreement Amendment
Application** **Case No. PU-2780-02-579**

**U.S. Link, Inc./Qwest Corporation
Interconnection Agreement Amendment
Application** **Case No. PU-2630-02-587**

**Level 3 Communications, LLC/Qwest Corporation
Interconnection Agreement Amendment
Application** **Case No. PU-2780-02-588**

ORDER

January 15, 2003

On October 21, 2002, Qwest Corporation (Qwest) filed an application for approval of an amendment negotiated to its interconnection agreement with Integra Telecom of North Dakota, Inc. of Beaverton, Oregon, Case No. PU-2463-02-553. This amendment sets forth rates, terms and conditions for bill and keep reciprocal compensation.

On November 1, 2002, Qwest filed for approval of an amendment negotiated to its interconnection agreement with AT&T Communications of the Midwest, Inc. of Minneapolis, MN, Case No. PU-2441-02-571. This amendment sets forth rates, terms and conditions for UNE Combinations.

Also on November 1, 2002, Qwest filed for approval of an interconnection agreement negotiated with MCIMetro Access Transmission Services, LLC of Clinton, MS, Case No. PU-2800-02-572. This agreement adopts Qwest's sixth revised Statement of Generally Available Terms and Conditions (SGAT).

On November 8, 2002, Qwest filed for approval of an amendment negotiated to its interconnection agreement with Level 3 Communications, LLC of Louisville, CO, Case No. PU-2780-02-579. This amendment addresses customer billing records and reports.

On November 12, 2002, Qwest filed for approval of an amendment negotiated to its interconnection agreement with U.S. Link, Inc. of Pequot Lakes, MN, Case No. 2630-02-587. This amendment sets forth rates, terms and conditions for UNE-P and Public Access Lines.

Also on November 12, 2002, Qwest filed for approval of an amendment negotiated to its interconnection agreement with Level 3 Communications, LLC, Case No. PU-2780-02-588. This agreement sets forth rates, terms and conditions for single point of presence in the LATA.

These agreements were filed under Section 252(e) of the Telecommunications Act of 1996 (Act). The Act requires that any agreement adopted by negotiation or arbitration be submitted for approval to the Commission. Under section 252(e)(2)(A), the Commission may only reject an agreement (or portion thereof) adopted by negotiation if it finds that:

1. the agreement (or portion thereof) discriminates against a telecommunications carrier that was not a party to the agreement;
2. the implementation of the agreement (or portion thereof) is not consistent with the public interest, convenience, and necessity.

In addition, the Commission may include in its review state requirements that do not constitute barriers to entry under section 253.

On November 20, 2002, the Commission issued a Notice of Opportunity to File Written Comments, which provided that the Commission would receive comments on the agreements until December 20, 2002. No comments have been received.

The Commission has reviewed the agreements and does not find them discriminatory against a telecommunications carrier that was not a party to the agreements. The Commission finds that implementation of the agreements is not inconsistent with the public interest, convenience and necessity.


Order

The Commission orders:


1. The captioned interconnection agreements are APPROVED.
2. The Commission retains continuing jurisdiction over the agreements at all times.
3. Notice of any changes to the agreements must be filed promptly with the Commission.

4. The agreements must not be assigned, assumed or otherwise transferred without the approval of the Commission.

PUBLIC SERVICE COMMISSION



Anthony T. Clark
Commissioner




Susan E. Wefald
President



Leo M. Reinbold
Commissioner

Affidavit of Publication



State of North Dakota)
County of Burleigh)

Laune Thiel, being duly sworn, state as follows:

1. I am the designated agent, under the provisions and for the purposes of, Section 31-04-06, NDCC, for the newspapers listed on the attached exhibits.
2. The newspapers listed on the exhibits published the advertisement of:
Integra Telecom Level 3, 1 time(s)
as required by law or ordinance.
3. All of the listed newspapers are legal newspapers in the State of North Dakota and, under the provisions of Section 46-05-01, NDCC, are qualified to publish any public notice or any matter required by law or ordinance to be printed or published in a newspaper in North Dakota.

Signed: [Signature]

Subscribed and sworn to before me this 4th day of December A.D. 2002

[Signature: Kelli Richi]

KELLI RICHI
Notary Publ
State of North D
mission Expires

- | | | | | | |
|-----|---|------------------------------|---|---|------------------------------|
| 6 | PU-2463-02-553 | Pages: 1 | 6 | PU-2800-02-572 | Pages: 1 |
| | Affidavit of Publication | | | Affidavit of Publication | |
| | | | | by North Dakota Advertising Service, Inc. | |
| ✓ 6 | PU-2441-02-571 | Pages: 1 | | 12/06/2002 | CC: Comm Legal Ilona Jerry . |
| | Affidavit of Publication | | | | |
| | | | 6 | PU-2630-02-587 | Pages: 1 |
| | | | | Affidavit of Publication | |
| | | | | by North Dakota Advertising Service, Inc. | |
| 6 | PU-2780-02-579 | Pages: 1 | | 12/06/2002 | CC: Comm Legal Ilona Jerry . |
| | Affidavit of Publication | | | | |
| | | | 6 | PU-2780-02-588 | Pages: 1 |
| | by North Dakota Advertising Service, Inc. | | | Affidavit of Publication | |
| | 12/06/2002 | CC: Comm Legal Ilona Jerry . | | by North Dakota Advertising Service, Inc. | |
| | | | | 12/06/2002 | CC: Comm Legal Ilona Jerry . |



North Dakota Newspaper Association

1435 Interstate Loop
 Bismarck, ND 58503-0567
 Ph (701) 223-6397 • Fax (701) 223-8185

INVOICE

Order **02121PP0-16928**

Invoice # **8927**

December 5, 2002

Attn: **JONH. MIELKE**
PUBLIC SERVICE COMMISSION
600 E. BOULEVARD AVE.
STATE CAPITOL
BISMARCK, ND 58505

Voice: 328-4076

Advertiser: **Public Service Commission**

P.O.#:

Amount Due **\$742.81**

Amount Paid

Please detach and return this portion with your payment

Public Service Commission Invoice # 02121PP0-16928-8927

Ad Size	Rate Type	Rate	Total	Discount (%)	Caption	Page	Run Date
Bismarck Tribune (Bismarck ND)							
1.00	Special	72.96	72.96	0.00	Integra ... Level 3		11/27/02
Devils Lake Daily Journal (Devils Lake ND)							
1.00	Special	73.71	73.71	0.00	Integra ... Level 3		11/27/02
Dickinson Press (Dickinson ND)							
1.00	Special	74.10	74.10	0.00	Integra ... Level 3		11/27/02
Fargo, The Forum (Fargo ND)							
1.00	Special	73.84	73.84	0.00	Integra ... Level 3		12/02/02
Grand Forks Herald (Grand Forks ND)							
1.00	Special	77.28	77.28	0.00	Integra ... Level 3		11/26/02
Jamestown Sun (Jamestown ND)							
1.00	Special	71.28	71.28	0.00	Integra ... Level 3		11/30/02
Minot Daily News (Minot ND)							
1.00	Special	71.82	71.82	0.00	Integra ... Level 3		11/27/02
Valley City Times-Record (Valley City ND)							
1.00	Special	76.86	76.86	0.00	Integra ... Level 3		11/27/02
Wahpeton Daily News (Wahpeton ND)							
1.00	Special	74.10	74.10	0.00	Integra ... Level 3		11/27/02
Williston Herald (Williston ND)							
1.00	Special	76.86	76.86	0.00	Integra ... Level 3		11/27/02

Gross Advertising	742.81	Total Misc	0.00	Amount Paid	0.00
Agency Discount		Tax	0.00	Adjustments	0.00
Other Discount	0.00	Total Billed	742.81	Payment Date	
Service Charge	0.00	Unbilled	0.00	Balance Due	742.81

- | | | | | | |
|----------|--------------------------|----------|----------|--------------------------|----------|
| 6 | PU-2463-02-553 | Pages: 1 | 6 | PU-2800-02-572 | Pages: 1 |
| | Affidavit of Publication | | 6 | PU-2780-02-579 | Pages: 1 |
| 6 | PU-2441-02-571 | Pages: 1 | 6 | PU-2630-02-587 | Pages: 1 |
| | Affidavit of Publication | | 6 | PU-2780-02-588 | Pages: 1 |
| | Affidavit of Publication | | | Affidavit of Publication | |

STATE OF NORTH DAKOTA
PUBLIC SERVICE COMMISSION

**Integra Telecom of North Dakota, Inc./Qwest Corporation
Interconnection Agreement Amendment
Application** **Case No. PU-2463-02-553**

**AT&T Communications of the Midwest, Inc./Qwest Corporation
Interconnection Agreement Amendment
Application** **Case No. PU-2441-02-571**

**MCImetro Access Transmission Services LLC/Qwest Corporation
Interconnection Agreement Amendment
Application** **Case No. PU-2800-02-572**

**Level 3 Communications, LLC/Qwest Corporation
Interconnection Agreement Amendment
Application** **Case No. PU-2780-02-579**

**U.S. Link, Inc./Qwest Corporation
Interconnection Agreement Amendment
Application** **Case No. PU-2630-02-587**

**Level 3 Communcations, LLC/Qwest Corporation
Interconnection Agreement Amendment
Application** **Case No. PU-2780-02-588**

AFFIDAVIT OF SERVICE BY CERTIFIED MAIL AND ORDINARY MAIL

STATE OF NORTH DAKOTA
COUNTY OF BURLEIGH

Sharon Helbling deposes and says that:

she is over the age of 18 years and not a party to this action and, on the **21st day of November, 2002**, she deposited in the United States Mail, Bismarck, North Dakota **eight** envelopes with certified postage, return receipt requested, fully prepaid, securely sealed and each containing a photocopy of:

Notice of Opportunity to File Written Comments

5

PU-2441-02-571

Pages: 4

Affidavits of Service

by Public Service Commission

11/21/2002

CC: Comm Legal Illona Jerry .

The envelopes were addressed as follows:

Dan Kuntz
P O Box 1695
Bismarck ND 58502-1695

Cert. No. 7001 1940 0005 3425 2009

Mitchell H Menezes
AT&T Corp
1875 Lawrence St Rm 15-21
Denver CO 80202

Cert. No. 7099 1940 0005 3425 2023

Michael A Beach
MCI WorldCom
MCI Plaza
6312 S Fiddlers Green Circle Ste 600 East
Englewood CO 80111

Cert. No. 7001 1940 0005 3425 2047

John Sango
U S Link Inc
30925 2nd St
Pequot Lakes MN 56472

Cert. No. 7001 1940 0005 3425 2061

Karen Johnson
Integra Telecom Inc
19545 NW Von Neumann Dr Ste 200
Beaverton OR 97006-6902

Cert. No. 7001 1940 0005 3425 2016

Michael Hydock
AT&T Corp
1875 Lawrence St Rm 8-19
Denver CO 80202

Cert. No. 7099 1940 0005 3425 2030

Peter Blisard
Level 3 Communications Inc
1025 Eldorado Blvd
Broomfield CO 80021

Cert. No. 7001 1940 0005 3425 2054

Greg Rogers
Level 3 Communications LLC
1025 Eldorado Blvd
Broomfield CO 80021

Cert. No. 7001 1940 0005 3425 2078

Sharon Helbling further deposes and says that on the **21st day of November, 2002**, she deposited in the United States Mail, Bismarck, North Dakota, **two** envelopes by regular mail, with postage fully prepaid, securely sealed, each containing a photocopy of the same.

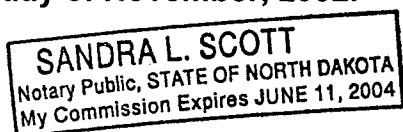
Scott Macintosh
Qwest Corporation
P O Box 5508
Bismarck ND 58502-5508

Dir-Interconnection Compliance
Qwest Corporation
1801 California St Rm 2410
Denver CO 80202

Each address shown is the respective addressee's last reasonably ascertainable post office address.

Subscribed and sworn to before me
this **21st day of November, 2002**.

SEAL



Sharon Helbling

Sandra L. Scott
Notary Public

**STATE OF NORTH DAKOTA
PUBLIC SERVICE COMMISSION**

**Integra Telecom of North Dakota, Inc./Qwest Corporation
Interconnection Agreement Amendment
Application** **Case No. PU-2463-02-553**

**AT&T Communications of the Midwest, Inc./Qwest Corporation
Interconnection Agreement Amendment
Application** **Case No. PU-2441-02-571**

**MCImetro Access Transmission Services LLC/Qwest Corporation
Interconnection Agreement Amendment
Application** **Case No. PU-2800-02-572**

**Level 3 Communcations, LLC/Qwest Corporation
Interconnection Agreement Amendment
Application** **Case No. PU-2780-02-579**

**U.S. Link, Inc./Qwest Corporation
Interconnection Agreement Amendment
Application** **Case No. PU-2630-02-587**

**Level 3 Communcations, LLC/Qwest Corporation
Interconnection Agreement Amendment
Application** **Case No. PU-2780-02-588**

AFFIDAVIT OF SERVICE BY ORDINARY MAIL OR E-MAIL

STATE OF NORTH DAKOTA
COUNTY OF BURLEIGH

Sharon Helbling deposes and says that:


she is over the age of 18 years and not a party to this action and, on the **21st day of November, 2002**, she deposited in the United States Mail, Bismarck, North Dakota, envelopes by first class mail, fully prepaid, securely sealed, and/or e-mailed a copy of:

Notice of Opportunity to File Written Comments

To:

See Attached List

Each address shown is the respective addressee's last reasonably ascertainable post office address.



Subscribed and sworn to before me
this **21st day of November, 2002.**



Notary Public

SEAL

SANDRA L. SCOTT
Notary Public, STATE OF NORTH DAKOTA
My Commission Expires JUNE 11, 2004

wbrudvik@ohnstadlaw.com
William Brudvik

donlee@martin-associates.com
Don Lee

jlchapman@acomminc.com
Jerry Chapman
Acomm Inc
510 1st Ave N Ste 203
Minneapolis MN 55403-0343

jbrowne@lga.att.com
Janet Browne
AT&T
1875 Lawrence St 14th Fl
Denver CO 80202

smassey@bepec.com
Sheryl Massey
Basin Electric Power Coop
1717 E Interstate Ave
Bismarck ND 58501-0564

jtmgr@bektel.com
Jerome Tishmack
BEK Communications Cooperative
PO Box 230
Steele ND 58482-0230

jtmgr@bektel.com
Jerome Tishmack
BEK Communications I Inc
PO Box 230
Steele ND 58482-0230

ltade@czn.com
Lance Tade
Citizens Telecomm of ND

mannawiz@pacbell.net
Larry Manna
Compuwiz
1012 Industrial Blvd
South Lake Tahoe CA 96150

sheba.chacko@btna.com
Sheba Chacko
Concert Communications Sales LLC
11911 Freedom Dr 11th Fl
Reston VA 20190

paul@consolidatedtelcom.com
Paul Schuetzler
Consolidated Telcom
PO Box 1077
Dickinson ND 58601-1077

ken@consolidatedtelcom.com
L Dan Wilhelmson
Consolidated Telcom
PO Box 1077
Dickinson ND 58601-1077

mjrasher@msn.com
Mary Jane Rasher
DCI Group

drtc@drtel.net
Darren Moser
Dickey Rural Telephone Cooperative
PO Box 69
Ellendale ND 58436-0069

bgipson@vartec.net
Becky Gipson
eMeritus Communications Inc
1600 Viceroy Dr
Dallas TX 75235

bgipson@vartec.net
Becky Gipson
Excel Telecommunications Inc
1600 Viceroy Dr
Dallas TX 75235

meredith.gifford@gecapital.com
Meredith Gifford
GE Business Productivity Solutions Inc
6540 Powers Ferry Rd
Atlanta GA 30339

cooperstown@mlgc.com
Ray Brown
Griggs County Telephone Company
Cooperstown ND 58425

hold@texas.net
Dana Wilson
Home Owners Long Distance Inc
8647 Wurzbach Rd #M-1
San Antonio TX 78240-1245

jamie@ignus.com
Jamie Kubik
Ignus Inc
P O Box 9202
Fargo ND 58106-9202

kander@ictc.com
Keith Anderson
Inter-Community Telephone Company LLC
PO Box 8
Nome ND 58062-0008

susan.p.green@lmco.com
Susan Green
Lockheed Martin Global Telecomm
12506 Lake Underhill Rd MP 836
Orlando FL 32825

dconn@mcleodusa.com
Dave Conn
McLeodUSA
P O Box 66
Irene SD 57037-0066

gerrya@midrivers.com
Gerry Anderson
Mid-Rivers Telephone Coop Inc
PO Box 280
Circle MT 59215-0280

glenn.richards@shawpittman.com
Glenn Richards
Glenn Richards
ShawPittman
2300 N St NW

rlaqua@rrv.net
Ronald Laqua
Halstad Telephone Company
PO Box 55
Halstad MN 56548-0055

carl.billek@corp.idt.net
Carl Billek
IDT America, Corp.
520 Broad St 7th Fl
Newark NJ 07102

karen.johnson@integratelecom.com
Karen Johnson
Integra Telecom of North Dakota Inc
19545 Von Neumann Dr Ste 200
Beaverton OR 97006-6902

anewell@jato.net
Andrew R Newell
JATO Operating Two Corp
600 17th St Ste 18005
Denver CO 80202-5441

susan.a.travis@wcom.com
Susan Travis
MCI Worldcom
201 Spear St 9th Fl
San Francisco CA 94105

knations@mmfn.com
Karen Nations
Metromedia Fiber Network Services Inc
360 Hamilton Ave
White Plains NY 10601

sbunn@mlgc.com
Shelie Bunn
Moore & Liberty Telephone Co
Enderlin ND 58027

hfuglest@ndarec.com
Harlan Fugelsten
ND Assn Rural Electric Coops
PO Box 727
Mandan ND 58554-0727

pschaner@ndarec.com
Patti Schaner
ND Assn Rural Electric Coops
PO Box 727
Mandan ND 58554-0727

info@newaccess.cc
Steven C Clay
New Access Communications LLC
801 Nicollet Ave Ste 350
Minneapolis MN 55402

rer@norlight.com
Robert E Rogers
NorLight Inc
275 N Corporate Dr
Brookfield WI 53045

pat@ndta.net
Patricia Gisinger
North Dakota Telephone Assoc
PO Box 2614
Bismarck ND 58502-2614

ddunning@polarcomm.com
David Dunning
Polar Commun Mut Aid Corp
PO Box 270
Park River ND 58270-0270

ddunning@polarcomm.com
David Dunning
Polar Telecommunications Inc
PO Box T
Park River ND 58270

sschwan@qwest.com
Suzy Schwandt
Qwest Corporation

dhill@ndarec.com
Dennis Hill
ND Assn Rural Electric Coops
PO Box 727
Mandan ND 58554-0727

jsilveira@netlojix.com
Janet Medeiros-Silveira
NetLogix Telecom Inc
501 Bath St
Santa Barbara CA 93101

lclemens@nft.net
Larry Clemens
Noonan Farmers Tele Co
Noonan ND 58765

laurie.willman@metro1.com
Laurie Willman
North By NortheastCom LLC

klund@nccray.com
Kenneth Lund
Northwest Communications Corp
PO Box 38
Ray ND 58849-0038

ddunning@polarcomm.com
David Dunning
Polar Telcom Inc
PO Box 270
Park River ND 58270-0270

donn@srt.com
Don Neqaard
Pringle and Herigstad P C
PO Box 1000
Minot ND 58702-1000

kblicke@qwest.com
Kent Blickensderfer
Qwest Corporation
PO Box 5508
Bismarck ND 58502-5508

mkambei@qwest.com
Mel Kambeitz
Qwest Corporation
220 N 5th St
Bismarck ND 58501

maneill@qwest.com
Mary Ann Neill
Qwest Corporation
1801 California St Rm 4700
Denver CO 80202

areyes@telfile.com
Ayanery Reyes
QX Telecom LLC
230 5th Ave Ste 800
New York NY 10001

ardondoran@rrt.net
Ardon Doran
Red River Rural Tele Assoc
PO Box 136
Abercrombie ND 58001-0136

royce@restel.net
Royce Aslakson
Reservation Telephone Cooperative
Parshall ND 58770

shaneh@restel.net
Shane Hart
Reservation Telephone Cooperative
Parshall ND 58770

bobhill@skylandnd.net
Bob Hill
Skyland Technologies Inc
P O Box 939
Williston ND 58802-0939

stevedl@srttel.com
Steve Lysne
SRT Communications Inc
P O Box 789
Minot ND 58702-0789

smacint@qwest.com
Scott Macintosh
Qwest Corporation
PO Box 5508
Bismarck ND 58502-5508

saberry@qwest.com
Sharon Berry
Qwest Corporation
409 1st Ave N
Fargo ND 58102-4802

pam@tnics.com
Pamela Harrington
RC Communications Inc
PO Box 197
New Effington SD 57255-0197

ardondoran@rrt.net
Ardon Doran
Red River Telecom Inc
PO Box 136
Abercrombie ND 58001-0136

mbrestel@ndak.net
Marcia Burckhard
Reservation Telephone Cooperative
Parshall ND 58770

pam@tnics.com
Pamela Harrington
Roberts Cty Tele Coop Assoc
New Effington SD 57255

suelh@srttel.com
Sue Hamilton
SRT Communications Inc
P O Box 789
Minot ND 58702-0789

christm@srttel.com
Chris Morsefield
SRT Communications Inc
P O Box 789
Minot ND 58702-0789

janehp@srttel.com
Jane Petersen
SRT Communications Inc
P O Box 789
Minot ND 58702-0789

kimrw@srttel.com
Kim Weydahl
SRT Communications Inc
P O Box 789
Minot ND 58702-0789

sthomas@talk.com
Sharon Thomas
Talk America Inc
12001 Science Dr Ste 130
Orlando FL 32826

lahall@usgs.gov
Lenora Hall
U S Geological Survey

kander@ictc.com
Keith Anderson
Valley Communications Inc
P O Box 8
Nome ND 58062

bonniek@westriv.com
Bonnie Krause
West River Telecomm Coop
PO Box 467
Hazen ND 58545-0467

paulihland@wtc-mail.net
Paul Ihland
Wolverton Telephone Company
Wolverton MN 56594

johnar@srttel.com
John Reiser
SRT Communications Inc
P O Box 789
Minot ND 58702-0789

mdickers@state.nd.us
Marcy Dickerson
State Tax Department
State Capitol
Bismarck ND 58505

jennifer.arnold@uslink.com
Jennifer Arnold
U S Link Inc
P O Box 317
Pequot Lakes MN 56472-0327

kjvannin@usgs.gov
K Vannin
U S Geological Survey

anthony.gillman@verizon.com
Anthony Gillman
Verizon Select Services Inc
P O Box 110
Tampa FL 33601-0110

mickg@westriv.com
Mick Grosz
West River Telecommunications Coop
PO Box 467
Hazen ND 58545-0467

Jennifer Sikes
1-800 Reconex
2500 Industrial Ave
Hubbard OR 97032

ACN Communications Services Inc
32991 Hamilton Ct
Farmington Hills MI 48334

Arch Paging
11437 Valley View Rd
Eden Prairie MN 55344

Kimberly Nielsen
AT&T Wireless
7277 164th Ave NE RTC-1
Redmond WA 98052

John Broten
Bell Atlantic Communications Inc
1320 N Court House Rd 9th Fl
Arlington VA 22201

C12 Inc
200 Galleria Pkwy Ste 1200
Atlanta GA 30339

Citizens Telecomm Co of Minnesota
3 High Ridge Park
Stamford CT 06905

Robert Fallan
Coast International
14303 W 95th St
Lenexa KS 66215-5210

Daniel L Barth
Comm South Companies Inc
6830 Walling Ln
Dallas TX 75231-7204

Murray Barr
Competitive Strategies Group Inc
164 N Euclid Ave
Oak Park IL 60302-2106

Ann Faught
Absaraka Co-op Tele Co
Absaraka ND 58002

Advanced Telcom Inc
19 Old Courthouse Sq
Santa Rosa CA 95404-4920

Leeann Brunnette
AT&T
P O Box 71142
Clive IA 50325-0142

Jack Medaris
Atlas Communications LTD
484 Norristown Rd Ste 123
Blue Bell PA 19422

Jennifer Whitley
Business Discount Plan Inc
1 World Trade Ctr Ste 800
Long Beach CA 90831-0800

Scott Geston
Cable One of Fargo
P O Box 10624
Fargo ND 58106-0624

Citizens Telecomm Co of ND
3 High Ridge Pk
Stamford CT 06905

Comcast Business Communications Inc
650 Centerton Rd
Moorestown NJ 08057

Molli Harper
Commnet Cellular Inc
8350 E Crescent Pkwy Ste 400
Englewood CO 80111

Computer Integrated Communications Inc
8502 Bells Mill Rd
Potomac MD 20854-4071

Consolidated Telcom
PO Box 1077
Dickinson ND 58601-1077

D D D Calling Inc
6300 Richmond Ave Ste 304
Houston TX 77057

Keith Larson
Dakota Central Telecom I
PO Box 299
Carrington ND 58421-0299

Dave Dircks
DCN LLC
P O Box 180
Devils Lake ND 58301-0180

Dickey Rural Services Inc
P O Box 69
Ellendale ND 58436

DSLnet Communications LLC
545 Long Wharf Dr
New Haven CT 06511

Regulatory Dept
Essential.com Inc
5 Bragdon Ln Ste 200
Kennebunk Me 04043

Evercom Systems Inc
8201 Tristar Dr
Irving TX 75063-2824

Lawrence Freedman
Fleischman & Walsh
1400 16th ST NW
Washington DC 20036

Global Tel*Link Corporation
2609 Cameron St
Mobile AL 36607-3104

Contact Communications
937 W Main St
Riverton WY 82501

Keith Larson
Dakota Central Tele Coop
PO Box 299
Carrington ND 58421-0299

Robert Hill
Daktel Communications LLC
P O Box 299
Carrington ND 58421-0299

Dickey Rural Communications Inc
PO Box 69
Ellendale ND 58436-0069

DIECA Communications Inc
3420 Central Expy
Santa Clara CA 95051-0703

Easton Telecom Services Inc
3046 Brecksville Rd #A
Richfield OH 44286-9399

Essex Communications Inc
543 Main St
New Rochelle NY 10801-7214

Dave Waters
Fairpoint Communications Solutions
521 E Morehead St Ste 250
Charlotte NC 28202-2695

Ronald Rodemerk
Frontier Comm International
180 S Clinton Ave
Rochester NY 14646-0500

Lucille Nilson
Griggs County Telephone Company
Cooperstown ND 58425

Group Long Distance Inc
9500 Toledo Way
Irvine CA 92618-1806

HJN Telecom Inc
3235 Satellite Blvd Bldg 400 Ste 300
Duluth GA 30096

Houlton Enterprises Inc
2201 W Bdwy Ste 1
Council Bluffs IA 51501

HTC Services Inc
P O Box 55
Halstad MN 56548

Julia Waysdorf
ICG Telecom Group Inc
161 Inverness Dr W
Englewood CO 80112

IdeaOne Telecom Group LLC
3239 39th St SW
Fargo ND 58104

Ken Hanks
International Telcom Ltd
417 2nd Ave W
Seattle WA 98119

Intrado Communications Inc
6285 Lookout Rd
Boulder CO 80301

David A. Huberman
Intrado Communications Inc
6285 Lookout Rd
Boulder CO 80301

Neil Schmid
Ionex Communications North Inc
15305 Dallas Pkwy Ste 1500
Addison TX 75001-6768

Sue Weiske
Ionex Communications North Inc
15305 Dallas Pkwy Ste 1500
Addison TX 75001-6768

IPVoice Communications Inc
14860 Montfort Dr Ste 210
Dallas TX 75254-6772

Nanette Edwards
ITC DELTACOM INC
4092 Memorial Pkwy SW
Huntsville AL 35802-1382

Larry Barnes
IXC/SSC-Regulatory Affairs
1122 S Capital of TX Hwy
Austin TX 78746-6426

James Valley Coop Telephone Co
P O Box 69
Ellendale ND 58436-0069

Katherine E Ford
U S WEST
1801 California St Ste 5100
Denver CO 80202
Myer Shark
Knollwood Place Apts #221
3630 Phillips Pkwy
St Louis Park MN 55426

KMC Telecom V Inc
1545 Rt 206
Bedminster NJ 07921

Thomas K Crowe
Law Offices of Thomas K Crowe PC
2300 M St NW Ste 800
Washington DC 20037

Level 3 Communications LLC
3555 Farnam St
Omaha NE 68131

Local Telcom Holdings LLC
485 Madison Ave 15th Fl
New York NY 10022-5803

Steven Katka
Loretel Systems Inc
13 E 4th Ave
Ada MN 56510

Marilyn Foss
MCI WorldCom Inc
707 17th St Ste 3600
Denver CO 80202

MCImetro Access Transmission Services
707 17th ST Ste 3600
Denver CO 80202

Amy Ibis
McLeodUSA
5100 S McLeod Ln
Sioux Falls SD 57108-2207

Mid-Rivers Telephone Coop Inc
P O Box 280
Circle MT 59215

Mark Wilhelmi
Midstate Telephone Co
PO Box 400
Stanley ND 58784-0400

Mike Strand
MITS
PO Box 5237
Helena MT 59604-5237

Richard Thronson
Nemont Telephone Cooperative Inc
Scobey MT 59263

Nextel West Corp
2001 Edmund Halley Dr
Reston VA 20191-3436

Jan Lowe
Long Dist Consolidated Billing Co
145 S Livernois Rd #199
Rochester MI 48307-1837

Jim Marchant
Maxcess Inc
P O Box 951419
Lake Mary FL 32795-1419

Michel Murray
MCI WorldCom Inc
707 17th St Ste 3600
Denver CO 80202

McKenzie Consolidated Telecom LLC
P O Box 1140
Watford City ND 58854-1140

Midcontinent Communications
410 South Phillips Ave
Sioux Falls SD 57104

Gordon Wilhelmi
Midstate Communications Inc
PO Box 400
Stanley ND 58784-0400

Minnesota Independent Equal Access
Corp
10300 6th Avenue N
Plymouth MN 55441
Dave Crothers
NDATC
Box 1144
Mandan ND 58554-1144

New Edge Network Inc
3000 Columbia House Blvd Ste 106
Vancouver WA 98661

Dave Dircks
North Dakota Long Distance Inc
P O Box 180
Devils Lake ND 58301-0180

Dave Dircks
North Dakota Telephone Company
PO Box 180
Devils Lake ND 58301-0180

Holly Sasscer
Operator Communications Inc
3530 Forest Ln Ste 200
Dallas TX 75234-7910

Premiere Network Services Inc
1510 N Hampton Rd Ste 120
DeSoto TX 75115

Scott Lee
Protel Advantage Inc
3145 Hafner Ct
Shoreview MN 55126-3802

Heather Troxell
Qwest Communications Corporation
4250 Fairfax Dr
Arlington VA 22203

Qwest Interprise America Inc
1801 California St 49th Fl
Denver CO 80202

Sandra Adams
NewPath Holdings Inc
4364 114th St
Des Moines IA 50322
Lisa Dabkowski
SNET America Inc
310 Orange St
North Haven CT 06510-1719

SRT Communications Inc
P O Box 789
Minot ND 58702-0789

Harris Saele
T P C Inc
PO Box 180
Devils Lake ND 58301-0180

NOW Communications Inc
711 S Tejon St Ste 201
Colorado Springs CO 80903

Jeff Walker
Preferred Carrier Services Inc
14681 Midway Rd Ste 105
Dallas TX 75001

Primus Telecommunications Inc
1700 Old Meadow Rd 3rd Fl
McLean VA 22102

QuantumShift Communications Inc
101 Rowland Way Ste 300
Novato CA 94945

Charles Steese
Qwest Corporation
1801 California St Ste 5100
Denver CO 80202

Dean Polkow
RCC Network Inc
PO Box 2000
Alexandria MN 56308-2000

ServiSense.com Inc
115 Shawmut Rd
Canton MA 02021-1438

Andrew Jones
Sprint
6391 Sprint Pkwy
Overland Park KS 66251-6100

Randy Burckhard
SRT Communications Inc
P O Box 789
Minot ND 58702-0789

Jack Medaris
Telco Partners Inc
484 Norristown Rd Ste 123
Blue Bell PA 19422

Al Bosch
Tele-Beep Company
PO Box 7072
Bismarck ND 58502-7072

Telera Communications Inc
910 E Hamilton Ave Ste 200
Campbell CA 95008

Tele-Tech Inc
2900 W 11th St
Sioux Falls SD 57104-3660

T-Netix Inc
P O Box 701028
Dallas TX 75370-1028

Touch America Inc
40 E Bdwy
Butte MT 59701

Kenneth Carlson
Turtle Mountain Communications
PO Box 729
Langdon ND 58249-0729

Giuseppe Vitale
UKI Communications Inc
500 N Rainbow Blvd Ste 300
Las Vegas NV 89107

United Communications HUB Inc
225 S Lake Ave Ste 705
Pasadena CA 91106

Sam Billingsley
United States Advanced Network Inc
3080 Northwoods Cir
Norcross GA 30071-1562

Kenneth Carlson
United Telephone Mut Aid Corp
Langdon ND 58249

Christina Tygielski
Universal Access Inc
Sears Tower 233 S Wacker Dr Ste 600
Chicago IL 60606-6307

Dennis Houston
Universal Network Services of ND
1572 North Batavia St Ste 1A
Orange CA 92867

Val-Ed Joint Venture LLP
150 2nd St SW
Perham MN 56573

VarTec Telecom Inc
1600 Viceroy Dr
Dallas TX 75235

Randy Houdek
Venture Communications Inc
PO Box 157
Highmore SD 57345-0157

Brad Van Leur
VP Telecom Inc
1701 N Louise ave
Sioux Falls SD 57107

West River Coop Telephone Co
P O Box 39
Bison SD 57620-0039

Darrell Henderson
West River Cooperative Telephone
Company
PO Box 39
Bison SD 57620-0039

Doris Cooper
West River Long Distance Co
PO Box 467
Hazen ND 58545-0467

Mick Grosz
West River Telecomm Coop
PO Box 467
Hazen ND 58545-0467

Western CLEC Corporation
3650 131st Ave SE #400
Bellevue WA 98006

Carolyn Fodor
Winstar
100 Galleria Bldg #212
Southfield MI 48034

WTC Competitive Services Inc
P O Box 129
Wolverton MN 56594

Z-Tel Communications Inc
601 S Harbour Island Blvd Ste 220
Tampa FL 33602-5925

Helbling, Sharon D.

From: Helbling, Sharon D.
Sent: Thursday, November 21, 2002 9:00 AM
To: ndna (E-mail)
Subject: Notice of Opportunity to File Written Comments

**Colleen Park
North Dakota Newspaper Association**

Colleen:

Please have the attached Notice of Opportunity to File Written Comments published as a legal publication in the next issue of the ten North Dakota daily newspapers, and run it as a "News Item Only" article as well.

Send the bill to the Public Service Commission along with a tear sheet for billing purposes.

If you have any questions, please call me at 328-4076. Thank you.

**Sharon Helbling
Public Utilities Division**

4 **PU-2441-02-571** Pages: 1

Notice E-mailed to NDNA requesting
publication
by Public Service Commission

11/21/2002

CC: Comm Legal Ilona Jerry .

11/21/2002

MOTION

November 20, 2002

APPROVED

DATE: 11-20-02
KMF

**Integra Telecom of North Dakota, Inc./Qwest Corporation
Interconnection Agreement Amendment
Application**

Case No. PU-2463-02-553

**AT&T Communications of the Midwest, Inc./Qwest Corporation
Interconnection Agreement Amendment
Application**

Case No. PU-2441-02-571

**MCImetro Access Transmission Services LLC./Qwest Corporation
Interconnection Agreement
Application**

Case No. PU-2800-02-572

**Level 3 Communications, LLC/Qwest Corporation
Interconnection Agreement Amendment
Application**

Case No. PU-2780-02-579

**U.S. Link, Inc./Qwest Corporation
Interconnection Agreement Amendment
Application**

Case No. PU-2630-02-587

**Level 3 Communications, LLC/Qwest Corporation
Interconnection Agreement Amendment
Application**

Case No. PU-2780-02-588

I move the Commission issue a Notice of Opportunity to File Written Comments in the captioned applications for approval of interconnection agreements.

JRL/sdh

**STATE OF NORTH DAKOTA
PUBLIC SERVICE COMMISSION**

**Integra Telecom of North Dakota, Inc./Qwest Corporation
Interconnection Agreement Amendment
Application** **Case No. PU-2463-02-553**

**AT&T Communications of the Midwest,
Inc./Qwest Corporation
Interconnection Agreement Amendment
Application** **Case No. PU-2441-02-571**

**MCImetro Access Transmission Services
LLC./Qwest Corporation
Interconnection Agreement
Application** **Case No. PU-2800-02-572**

**Level 3 Communications, LLC/Qwest Corporation
Interconnection Agreement Amendment
Application** **Case No. PU-2780-02-579**

**U.S. Link, Inc./Qwest Corporation
Interconnection Agreement Amendment
Application** **Case No. PU-2630-02-587**

**Level 3 Communications, LLC/Qwest Corporation
Interconnection Agreement Amendment
Application** **Case No. PU-2780-02-588**

NOTICE OF OPPORTUNITY TO FILE WRITTEN COMMENTS

November 20, 2002

On October 21, 2002, Qwest Corporation (Qwest) filed an application for approval of an amendment negotiated to its interconnection agreement with Integra Telecom of North Dakota, Inc. of Beaverton, Oregon, Case No. PU-2463-02-553. This amendment sets forth rates, terms and conditions for bill and keep reciprocal compensation.

On November 1, 2002, Qwest filed for approval of an amendment negotiated to its interconnection agreement with AT&T Communications of the Midwest, Inc. of Minneapolis, MN, Case No. PU-2441-02-571. This amendment sets forth rates, terms and conditions for UNE Combinations.

Also on November 1, 2002, Qwest filed for approval of an interconnection agreement negotiated with MCIMetro Access Transmission Services, LLC of Clinton, MS, Case No. PU-2800-02-572. This agreement adopts Qwest's sixth revised Statement of Generally Available Terms and Conditions (SGAT).

On November 8, 2002, Qwest filed for approval of an amendment negotiated to its interconnection agreement with Level 3 Communications, LLC of Louisville, CO, Case No. PU-2780-02-579. This amendment addresses customer billing records and reports.

On November 12, 2002, Qwest filed for approval of an amendment negotiated to its interconnection agreement with U.S. Link, Inc. of Pequot Lakes, MN, Case No. 2630-02-587. This amendment sets forth rates, terms and conditions for UNE-P and Public Access Lines.

Also on November 12, 2002, Qwest filed for approval of an amendment negotiated to its interconnection agreement with Level 3 Communications, LLC, Case No. PU-2780-02-588. This agreement sets forth rates, terms and conditions for single point of presence in the LATA.

These agreements were filed under Section 252(e) of the Telecommunications Act of 1996 (Act). The Act requires that any agreement adopted by negotiation or arbitration be submitted for approval to the Commission. Under section 252(e)(2)(A), the Commission may only reject an agreement (or portion thereof) adopted by negotiation if it finds that:


1. the agreement (or portion thereof) discriminates against a telecommunications carrier that was not a party to the agreement;
2. the implementation of the agreement (or portion thereof) is not consistent with the public interest, convenience, and necessity

In addition, the Commission may include in its review state requirements that do not constitute barriers to entry under section 253. Section 252(e)(4) requires that the Commission must act to approve or reject an agreement adopted by negotiation within ninety (90) days after submission by the parties.

The Commission will receive written comments on these agreements until December 26, 2002.

For more information contact the Public Service Commission, State Capitol, Bismarck, North Dakota 58505, 701-328-2400; or Relay North Dakota 1-800-366-6888 TTY. If you require any auxiliary aids or services, such as readers, signers, or Braille materials please notify Jon Mielke, Executive Secretary.

PUBLIC SERVICE COMMISSION



Anthony T. Clark
Commissioner



Susan E. Wefald
President



Leo M. Reinbold
Commissioner

ZUGER KIRMIS & SMITH

COUNSELORS AND ATTORNEYS AT LAW

Lyle W. Kirmis
Lance D. Schreiner, P.C.
James S. Hill, P.C. **^
Patrick J. Ward*++^
Rebecca S. Thiem, P.C.**
Daniel S. Kuntz, P.C.
Jerry W. Evenson, P.C.^
Lawrence A. Dopson
Lawrence E. King, P.C.**
Tracy Vigness Kolb, P.C.
Shawnda R. Reid**+
Constance N. Hofland
Paul R. Sanderson

316 North Fifth Street
Provident Building
P.O. Box 1695
Bismarck, ND 58502-1695
(701) 223-2711
fax (701) 223-7387
www.zkslaw.com
email: zkslaw@zkslaw.com


Of Counsel
John A. Zuger

Thomas O. Smith
1944-2001

Also licensed in
Illinois *
Minnesota **
Missouri+
Montana++
South Dakota^^

^Certified Civil Trial Specialist
National Board of Trial Advocacy

November 1, 2002



Mr. Jon Mielke
Executive Secretary
ND Public Service Commission
State Capitol -- 12th Floor
Bismarck, ND 58505-0480

Re: Amendment to Interconnection Agreement between Qwest Corporation and AT&T Corp

Dear Mr. Mielke:

Enclosed for filing are the original and seven copies of Amendment No. 4 to the Interconnection Agreement between AT&T Corp and Qwest Corporation. The document amends an Interconnection Agreement that was approved by the Commission on June 23, 1997 in Docket No. PU-453-96-497. The Amendment adds terms and conditions for Local Switching and Unbundled Network Element Combinations. Contact information for AT&T should be directed to Mitchell H. Menezes, Chief Commercial Counsel, AT&T Corp., 1875 Lawrence Street, Room 15-21, Denver, CO 80202 and Michael Hydock, District Manager Local Service and Access Management, AT&T Corp. 1875 Lawrence Street, Room 8-19. Denver, CO 80202. Their telephone numbers are 303-298-6493 and 303-298-6769 respectively.

Also enclosed is an extra copy of this letter. Please date stamp the extra copy and return it to me in the enclosed self-addressed stamped envelope.

1

PU-2441-02-571

Pages. 66

Interconnection Agreement Amendment
application
by AT&T Communications of the Midwest, Inc./Qwest C


11/01/2002

CC: Comm Legal Ilona Jerry

Mr. Jon Mielke
November 1, 2002
Page 2

Please contact me if you have any questions regarding this filing.

Sincerely,

A handwritten signature in black ink, appearing to read 'DKuntz', with a large, stylized flourish extending from the bottom right.


Daniel S. Kuntz

Enclosures

cc: Scott Macintosh w/enc.
Debra Hartl wo/enc.
Mitchell H. Menezes wo/enc.
Michael Hydock wo/enc.

P:\DKUNTZ\10070 Qwest Interconnections\l-mielke.at&t.wpd

**Local Switching and Unbundled Network Elements Combinations (UNE Combinations)
Amendment Number 4
to the Interconnection Agreement between
Qwest Corporation and
AT&T Corp
for the State of North Dakota**



This is an Amendment ("Amendment") for Local Switching and Unbundled Network Elements Combinations (UNE Combinations) to the Interconnection Agreement between Qwest Corporation ("Qwest"), a Colorado corporation, and AT&T Corp ("CLEC"). CLEC and Qwest shall be known jointly as the "Parties".

RECITALS

WHEREAS, CLEC and Qwest entered into an Interconnection Agreement ("Agreement") for service in the state of North Dakota which was approved by the North Dakota Public Utilities Commission ("Commission"); and

WHEREAS, the Parties wish to amend the Agreement further under the terms and conditions contained herein.

AGREEMENT

NOW THEREFORE, in consideration of the mutual terms, covenants and conditions contained in this Amendment and other good and valuable consideration, the receipt and sufficiency of which is hereby acknowledged, the Parties agree as follows:

A. Amendment Terms

The Agreement is hereby amended by adding terms, conditions and rates for Local Switching and Unbundled Network Elements Combinations (UNE Combinations) as set forth in Attachments 1, 2 and 3 and Exhibits A, B, C and D to this Amendment, attached hereto and incorporated herein by this reference.

1. Qwest shall provide non-discriminatory access to Unbundled Network Elements on rates, terms and conditions that are non-discriminatory, just and reasonable. The quality of an Unbundled Network Element Qwest provides, as well as the access provided to that element, will be equal between all Carriers requesting access to that element; second, where Technically Feasible, the access and Unbundled Network Element provided by Qwest will be provided in "substantially the same time and manner" to that which Qwest provides to itself or to its Affiliates. In those situations where Qwest does not provide access to Network Elements to itself, Qwest will provide access in a manner that provides CLEC with a meaningful opportunity to compete. For the period of time Qwest provides access to CLEC to an Unbundled Network Element, CLEC shall have exclusive use of the Network Element, except when the provisions herein indicate that a Network Element will be shared (such as Shared Transport). Notwithstanding specific language in other sections of the Agreement, all provisions of the Agreement regarding unbundled network elements are subject to this requirement. In addition, Qwest shall comply with all state wholesale service quality requirements.

1.1 If facilities are not available, Qwest will build facilities dedicated to an End

User Customer if Qwest would be legally obligated to build such facilities to meet its Provider of Last Resort (POLR) obligation to provide basic Local Exchange Service or its Eligible Telecommunications Carrier (ETC) obligation to provide primary basic Local Exchange Service. CLEC will be responsible for any construction charges for which an End User Customer would be responsible. In other situations, Qwest does not agree that it is obligated to build UNEs, but it will consider requests to build UNEs pursuant to Section 3 below.

1.2 Upon receipt of an LSR or ASR, Qwest will follow the same process that it would follow for an equivalent retail service to determine if assignable facilities exist that fit the criteria necessary for the service requested. If available facilities are not readily identified through the normal assignment process, but facilities can be made ready by the requested Due Date, CLEC will not receive an additional FOC, and the order Due Date will not be changed.

1.3 If cable capacity is available, Qwest will complete incremental facility work (i.e., conditioning, place a drop, add a Network Interface Device, add a card to existing equipment at the Central Office or remote locations, add Central Office tie pairs, add field cross jumpers) in order to make UNEs available. Incremental facility work will not include the upgrade of electronics for the purpose of augmenting network capacity.

1.4 During the normal assignment process, if no available facilities are identified for the UNE requested, Qwest will look for existing engineering job orders that could fill the request in the future. If an engineering job currently exists, Qwest will add CLEC's request to that engineering job and send CLEC a jeopardy notice. Upon completion of the engineering job, Qwest will send CLEC another FOC with a new Due Date. If facilities are not available and no engineering job exists that could fill the request in the future, Qwest will treat CLEC's request as follows:

1.4.1 For UNEs that meet the requirements set forth in Section 1.1 above, CLEC will receive a jeopardy notice. Qwest will initiate an engineering job order for delivery of primary service to the End User Customer. When the engineering job is completed, CLEC will receive another FOC identifying a new Due Date when the Loop will be ready for installation. Upon receipt of the second FOC, CLEC can request a different Due Date by submitting a SUP to change the Due Date to a later date.

1.4.2 For UNEs that do not meet the requirements in Section 1.1 above, Qwest will send CLEC a rejection notice canceling the LSR or ASR. Upon receipt of the rejection notice, CLEC may submit a request to build UNEs pursuant to Section 3 below.

2. Miscellaneous charges are contained in Exhibit A to this Amendment. When elements are provisioned by Qwest in combination:

2.1 Qwest will perform testing necessary or reasonably requested by CLEC to determine that such combination and each UNE included in such combination is capable of meeting the technical parameters of the combination.

2.2 Qwest will repair and maintain such combination and each UNE included

in such combination to ensure that such UNE continues to meet the technical parameters of the combination.

2.3 Qwest will cooperate with CLEC in any Technically Feasible testing necessary or reasonably requested by CLEC to determine end-to-end transmission and circuit functionality of such combination.

3. Qwest will conduct an individual financial assessment of any request that requires construction of network capacity, facilities, or space for access to or use of UNEs. When Qwest constructs to fulfill CLEC's request for UNEs, Qwest will bid this construction on a case-by-case basis. Qwest will charge for the construction through nonrecurring charges and a term agreement for the remaining recurring charge. When CLEC orders the same or substantially similar service available to Qwest End User Customers, nothing in this Section shall be interpreted to authorize Qwest to charge CLEC for special construction where such charges are not provided for in a Tariff or where such charges would not be applied to a Qwest End User Customer. If Qwest agrees to construct a Network Element that satisfies the description of a UNE contained in this agreement, that Network Element shall be deemed a UNE.

B. Effective Date

This Amendment shall be deemed effective upon approval by the Commission; however, the Parties agree to implement the provisions of this Amendment upon execution. Qwest acknowledges that, in advance of execution of this Amendment, CLEC completed and provided to Qwest New Product Questionnaires for the products and services addressed by this Amendment. Within a reasonable amount time, CLEC may place orders for the products and services addressed by this Amendment and Qwest shall process such orders as set forth in the Agreement, as modified by this Amendment.

C. Further Amendments

Except as modified herein, the provisions of the Agreement shall remain in full force and effect. The provisions of this Amendment, including the provisions of this sentence, may not be amended, modified or supplemented, and waivers or consents to departures from the provisions of this Amendment may not be given without the written consent thereto by both Parties' authorized representative. No waiver by any party of any default, misrepresentation, or breach of warranty or covenant hereunder, whether intentional or not, will be deemed to extend to any prior or subsequent default, misrepresentation, or breach of warranty or covenant hereunder or affect in any way any rights arising by virtue of any prior or subsequent such occurrence.

D. Reservation of Rights

Qwest acknowledges that CLEC believes that the rates, terms and conditions set forth in this Amendment should be altered. CLEC is currently pursuing changes to such rates, terms and conditions through negotiations with Qwest. When such negotiations, and any related arbitrations, are concluded, the Parties anticipate substituting the rates, terms and conditions contained herein with the rates, terms and conditions that result from such negotiations and related arbitrations, if any. The Parties enter into this Amendment without prejudice to or waiver of any of their respective rights to challenge the terms and conditions of this Amendment under the Act, FCC or Commission rules.

E. Entire Agreement

This Amendment (including the documents referred to herein) constitutes the full and entire understanding and agreement between the Parties with regard to the subjects of this Amendment and supersedes any prior understandings, agreements, or representations by or between the Parties, written or oral, to the extent they relate in any way to the subjects of this Amendment.

AT&T Corp

M.F. Hydock
Signature
M.F. HYDOCK
Name Printed/Typed
DIST MGR - 10A
Title
10/24/02
Date

Qwest Corporation

L.T. Christensen
Signature
L. T. Christensen
Name Printed/Typed
Director - Business Policy
Title
10/28/02
Date

ATTACHMENT 1**9.8 Shared Interoffice Transport****9.8.1 Description**

9.8.1.1 Shared Transport is defined as interoffice transmission facilities shared by more than one carrier, including Qwest, between End Office Switches, between End Office Switches and tandem switches (local and access tandems), and between tandem switches.

9.8.2 Terms and Conditions

9.8.2.1 Shared Transport is only provided with Unbundled Local Switch Ports and Unbundled Network Element-Platform (UNE-P), as described in the UNE Combinations Section. The existing routing tables resident in the Switch will direct both Qwest and CLEC traffic over Qwest's interoffice message trunk network.

9.8.2.2 CLEC may custom route operator services or directory assistance calls to unique operator services/directory services trunks.

9.8.2.3 Qwest has the following obligations with respect to Shared Transport:

- a) Provide Shared Transport in a way that enables the traffic of CLEC to be carried on the same transport facilities that Qwest uses for its own traffic.
- b) Provide Shared Transport transmission facilities between End Office Switches, between end office and tandem switches, and between tandem switches in its network.
- c) Permit CLEC that purchases unbundled Shared Transport and unbundled switching to use the same routing table that is resident in Qwest's Switch.
- d) Permit CLEC to use shared (or dedicated) transport as an unbundled element to carry originating access traffic from, and terminating to, Customers to whom CLEC provides Local Exchange Service.

9.8.3 Rate Elements

9.8.3.1 Shared Transport will be billed on a minute-of-use basis in

accordance with the UNE rates described in Exhibit A.

9.8.4 Ordering Process

9.8.4.1 Shared Transport is ordered with Unbundled Line Port and Unbundled Local Switching via the LSR process. Shared transport is assumed to be the choice of routing when ordering a Port, unless specified differently by CLEC. Installation intervals are incorporated in the Unbundled Line Port and are listed in the PCAT.

9.8.5 Maintenance and Repair

9.8.5.1 Maintenance and Repair are the sole responsibility of Qwest.

ATTACHMENT 2**LOCAL SWITCHING****9.11.1.1 Local Switching**

Qwest shall provide access to Unbundled Local Switching in a non-discriminatory manner according to the following terms and conditions.

9.11.1 Description

9.11.1.1 Access to Unbundled Local Switching encompasses line-side and trunk-side facilities, plus the features, functions, and capabilities of the Switch. The features, functions, and capabilities of the Switch include the basic switching function, as well as the same basic capabilities that are available to Qwest's End User Customers. Unbundled Local Switching also includes access to all vertical features that the Switch is capable of providing, as well as any technically-feasible customized routing functions. Moreover, CLEC may purchase Unbundled Local Switching in a manner that permits CLEC to offer and bill for Exchange Access and termination of EAS/local traffic.

9.11.1.1.1 CLEC is not required to use Qwest's Directory Assistance Services or operator services with its Unbundled Local Switching elements or UNE-P Combinations. CLEC may arrange to provide access to its own, or to a third party's, directory assistance or operator services platform with its unbundled switching elements and UNE-P Combinations.

9.11.1.1.2 Qwest offers access to GR-303 features and functionalities as outlined in this Section. As a condition of this virtual access, CLEC must deploy a Remote Digital Terminal (RT) "hosted" by a GR-303 capable Qwest Switch. Under this architecture, and dependent on the existence and availability of GR-303 in any given office, a CLEC may deploy any compatible GR-303 Remote Terminal under the following conditions:

9.11.1.1.2.1 The Qwest Central Office must have existing GR-303 capability with spare capacity available for use by CLEC. In addition, while CLEC may deploy its choice of Remote Terminal, it must be compatible with the existing Qwest GR-303 interface.

9.11.1.1.2.2 The transport between the Qwest Switch and the CLEC RT may be purchased from Qwest or provided by CLEC. If transport is provided by Qwest, the Demarcation Point will be at a physical cross connect point at the RT. If transport is provided by CLEC, the Demarcation Point will be at a physical cross connect in the Qwest Central Office.

9.11.1.1.2.3 Concentration levels will be in keeping with Qwest's current standard of 4:1 at the Switch. The specific concentration ratios to be applied to the RTs will be determined on a case by case basis.

9.11.1.1.2.4 The TR-057 interface at the RT will be disabled. This interface enables the universal DLC applications and offers access to the OSS, Provisioning, and performance monitoring systems from the RT. By disabling the TR-057 interface, Qwest ensures that it retains the physical and logical administration of the GR-303 interface and that security and system integrity concerns are minimized.

9.11.1.1.2.5 All traffic must be delivered at 64 clear channel. (i.e. voice compression will not be allowed).

9.11.1.1.2.6 GR-303 was designed for the delivery of circuit switched voice traffic as such, packetized traffic will not be accepted.

9.11.1.1.2.7 While Qwest will retain administration of the DLC, CLEC will be responsible for all traffic management. Changes in Provisioning will be made only at the request of CLEC. CLEC will be allowed to view channel availability and monitor traffic and blocking levels at the RT via a man-to-machine interface (MMI). The CLEC will not have the ability to make any changes as all Provisioning will be done solely by Qwest at CLEC's request.

9.11.1.1.2.8 The Parties will be responsible for the repair and maintenance of facilities on their side of the Demarcation Point. It is assumed that this will be done in an as yet undeveloped cooperative manner.

9.11.1.1.2.9 This specific network architecture option for virtual access to the GR-303 interface listed in this section is available via the Special Request Process contained in Exhibit D of this Amendment (the "Special Request Process"). Any request that materially deviates from the language in this section regarding access to the GR-303 interface must be submitted via the Bona Fide Request (BFR) process as set out in the Agreement.

9.11.1.2 Qwest's trunk ports are utilized to access routing tables resident in Qwest's Switch, as necessary to provide access to Shared Transport. Shared Transport is described earlier in this Amendment.

9.11.1.3 Unbundled Local Switching also permits CLEC to purchase a dedicated trunk Port on the local Switch. CLEC may direct originating traffic to such a dedicated trunk via customized routing.

9.11.1.3.1 Vertical features are software attributes on End Office Switches. Vertical features are available separately and are listed in Exhibit C of this Amendment. The Special Request Process shall be

used when ordering the activation and/or loading of vertical features on a Switch, that are not currently activated or loaded on the Switch. If features that are loaded on Qwest's Switch(es) are migrated to AIN for Qwest's own use, the Switch software for such features will be retained on the Qwest Switch(es) for the use of CLEC and CLECs End User Customers.

9.11.1.4 Line ports include:

- a) Analog Line Port; and
- b) Digital Line Port.

9.11.1.5 Trunk ports include but are not limited to:

- a) DS1 Trunk Port (including Local Message);
- b) PRI ISDN Trunk Port;
- c) DID/PBX Trunk Port;
- d) DS3 Trunk Port (including Local Message) may be requested by CLEC via the Special Request Process; and
- e) OCN Trunk Port (including Local Message) may be requested by CLEC via the Special Request Process.

9.11.1.6 The following are attributes of line ports consistent with State Commission Rules and include but are not limited to:

- 9.11.1.6.1 Telephone number
- 9.11.1.6.2 Directory Listing
- 9.11.1.6.3 Dial Tone
- 9.11.1.6.4 Signaling (Loop or ground start)
- 9.11.1.6.5 On/Off Hook Detection;
- 9.11.1.6.6 Audible and Power Ringing
- 9.11.1.6.7 Automatic Message Accounting (AMA Recording);
- 9.11.1.6.8 Access to 911, Operator Services, and Directory Assistance; and
- 9.11.1.6.9 Blocking Options.

9.11.1.7 Analog Line Port. The analog line Port is a two wire interface on the line-side of the End Office Switch that is extended to the MDF. A separate ITP must be ordered for each analog line-side Port to provide the connection from the MDF to the Demarcation Point, except in the case of UNE-P. The analog line Port enables CLEC to access vertical features.

9.11.1.8 Digital Line Side Port (Supporting BRI ISDN)

9.11.1.8.1 Basic Rate Interface Integrated Services Digital Network (BRI ISDN) is a digital architecture that provides integrated voice and data capability (2 wire). A BRI ISDN Port is a Digital 2B+D (2 Bearer Channels for voice or data and 1 Delta Channel for signaling and D Channel Packet) line-side Switch connection with BRI ISDN voice and data basic elements. For flexibility and customization, optional features can be added. BRI ISDN Port does not offer B Channel Packet service capabilities. The serving arrangement conforms to the internationally developed, published, and recognized standards generated by International Telegraph and Telephone Union (formerly CCITT).

9.11.1.9 Digital Trunk Ports

9.11.1.9.1 DS1 Local Message Trunk Port (Supporting Local Message Traffic). A DS1 Trunk Port is a DS1 Trunk Side Switch Port that is extended to the trunk main distributing frame and is connected to the Demarcation Point through an ITP. Each DS1 Trunk Port includes a subset of 24 DS0 channels capable of supporting local message type traffic. Requests for DS1 Trunk Port(s) must be followed by a separate order for a Message Trunk Group, as further described in this Section.

9.11.1.9.2 Message Trunk Group. A Message Trunk Group is a software feature that establishes the trunk group and its associated trunk members. Signaling and addressing attributes are defined at the group level. Trunk members may be associated with individual channels of the DS1 Trunk Port.

9.11.1.9.3 Requests for establishing new outgoing and two-way Message Trunk Groups must be coordinated with and followed by requests for Customized Routing. Incoming only trunk groups do not require Custom Routing.

9.11.1.10 Unbundled DS1 PRI ISDN Trunk Port (Supporting DID/DOD/PBX). A DS1 trunk Port is a DS1 trunk-side Switch Port terminated at a DSX1 or equivalent. Each DS1 Trunk Port includes a subset of 24 DS0 channels capable of supporting DID/DOD/PBX type traffic. Requests for DS1 Trunk Port(s) must be followed by separate order(s) to establish new Trunk Group(s) or to augment existing Trunk Group(s).

9.11.1.10.1 Digital PRI ISDN Trunk Port. A Digital Trunk PRI ISDN Port is a four wire DS1 with connection at the DSX-1 bay (or

equivalent). Digital Trunk DS1 activation is a logical subset or channel of a DS1 facility Port.

9.11.1.10.1.1 PRI ISDN Trunk Ports are provisioned at a DS1 level. B-channels are provisioned to transmit information such as voice, circuit switched data, or video. A D-channel is provisioned to carry the control or signaling on a 64kbit(s) channel.

9.11.1.10.1.2 PRI Trunk Port requires a digital four-wire full duplex transmission path between ISDN capable Customer Premises Equipment (CPE) and a PRI ISDN- equipped Qwest Central Office.

9.11.1.10.1.3 The PRI Central Office trunk port is a DS1 which provides 24 64kbps channels. This product is dedicated call type of PRI with Custom protocol, up to 23 of the channels may be used as 64kbps B channels. The 24th channel must be configured as a D channel, which will carry the signaling and control information. The B channels transmit voice and data or Circuit Switched Data (only).

9.11.1.10.1.4 PRI ISDN includes 2-way DID functionality. DID is a special trunking arrangement that permits incoming calls from the exchange network to reach a specific PBX station directly without attendant assistance.

9.11.1.10.1.5 DID service is offered with an analog or digital 2-way. If digital, the individual DS0's are 2-way trunks using advanced service that requires DID ports.

9.11.1.10.1.6 The 23B+D Trunk Port configuration provides Ports for 23B-channels and 1 D-channel.

9.11.1.10.1.7 The 24-B Trunk Port configuration provides 24 B-channels on a DS1 Port. The signaling information is provided by the D-channel on the first D-channel Port.

9.11.1.10.1.8 The 23B Backup D Trunk Port configuration provides 23 B-channels and a backup D-channel Port is used if the primary D-channel Port fails.

9.11.1.11 Analog Trunk Ports

9.11.1.11.1 DS0 Analog Trunk Ports can be configured as DID, DOD, and Two-way.

9.11.1.11.2 Analog Trunk Ports provide a 2-Way Analog Trunk with DID, E&M Signaling and 2-Wire or 4-Wire connections. This Trunk Side connection inherently includes hunting within the trunk group.

9.11.1.11.3 All trunks are designed as 4-Wire leaving the Central

Office. For 2-Wire service, the trunks are converted at the Customer's location.

9.11.1.11.4 Two-way Analog DID Trunks are capable of initiating out going calls, and may be equipped with either rotary or Touch-tone (DTMF) for this purpose. When the trunk is equipped with DID Call Transfer feature, both the trunk and telephone instruments must be equipped with DTMF.

9.11.1.11.5 Two-way Analog DID Trunks require E&M signaling. Qwest will use Type I and II E&M signaling to provide these trunks to the PBX. Type II E&M signaling from Qwest to the PBX will be handled as a Special Assembly request, through the Special Request Process.

9.11.2.1 Terms and Conditions

9.11.2.1 CLEC may purchase access to all vertical features that are loaded in Qwest's End Office Switch. CLEC may request features that are not activated and/or not loaded in a Qwest End Office Switch utilizing the Special Request Process. If CLEC requests activation and/or loading of features in a Switch, appropriate recurring and nonrecurring charges will apply. Features provided through AIN capabilities in Qwest's signaling network are not available.

9.11.2.2 Local Switch ports include CLEC use of Qwest's signaling network for traffic originated from the line-side switching Port. CLEC access to the Qwest signaling network shall be of substantially the same quality as the access that Qwest uses to provide service to its own End User Customers.

9.11.2.3 CLEC shall be responsible for updating the 911/E911 database through Qwest's third party database provider for any unbundled Switch Port ordered.

9.11.2.4 The line-side Port includes the connection between the End Office Switch and the MDF. The connection from the MDF to the Demarcation Point shall be an ITP provided by Qwest pursuant to the rates in Exhibit A. The trunk-side Port includes the connection between the End Office Switch and the TMDF. The connection from the TMDF to the Demarcation Point shall be an ITP provided by Qwest pursuant to the rates in Exhibit A. The Demarcation Point for line-side and trunk-side ports shall be as described earlier in this Section. Neither ITP charge applies to the purchase of UNE-P.

9.11.2.5 Unbundled Local Switching does not constitute a UNE, and is therefore not available at UNE rates, when CLECs End User Customers to be served with Unbundled Local Switching has four (4) access lines or more and the lines are located in density zone 1 in specified Metropolitan Statistical Areas (MSAs). Unbundled Local Switching is available at market-based rates when CLECs End User Customer to be served with Unbundled Local Switching has four (4) or more access lines and the lines are located in density zone 1 in specified MSAs. This exception applies to density zone 1 as it was defined by Qwest on January 1, 1999.

9.11.2.5.1 For the purposes of the above paragraph, the following Wire Centers constitute density zone 1 in each of the specified MSAs:

MSA	CLLI	Wire Center Name
NONE		

9.11.2.5.1.1 For End User Customers located within the Wire Center specified above, CLEC will determine whether End User Customers it intends to serve with UNEs have four access lines or more in advance of submitting an order to Qwest for unbundled local switching at UNE rates. If the End User Customer is served by four access lines or more, CLEC will not submit an order to Qwest for unbundled local switching at UNE rates.

9.11.2.5.2 This exclusion will be calculated using the number of DS0 equivalent access lines CLEC intends to serve an End User Customer within a Wire Center specified above.

9.11.2.5.3 This exclusion will not apply in Wire Centers where Qwest does not have transmission facility capacity, (e.g., Qwest rejects order or the order becomes held due to lack of facilities), needed for EELs or where CLECs are unable to obtain sufficient Collocation space to terminate EELs.

9.11.2.5.4 Only dial-tone lines shall be used in counting the exclusion. Private line type data lines, alarm or security lines, or any other type of non-dial-tone lines shall not be used in the count.

9.11.2.5.5 The high frequency portion of a Loop shall not count as a second line.

9.11.2.5.6 End-user Customers shall be considered individually in MDU buildings or any other multiple use or high-rise building or campus configuration, as long as they are individually billed as the Customer of record.

9.11.2.5.7 CLEC may order new Unbundled Local Switching or UNE-P Combinations in quantities that exceed three (3). If CLEC orders four (4) or more such Unbundled Local Switching elements or UNE-P Combinations for an individual End User Customer within the Wire Center(s) identified above in this section, market-based rates for the Unbundled Local Switching elements or for the unbundled switching component of the UNE-P service as provided in Exhibit A to this Amendment shall apply.

9.11.2.5.7.1 When a CLEC's End User Customer with three (3) lines or fewer served by UNE-P or unbundled switching adds lines so that it has four (4) or more lines, CLEC shall do one of the following regarding the original three (3) Unbundled Local Switching elements or UNE-P lines within sixty (60) days from the date the fourth line is added: 1) CLEC may retain such unbundled switching lines at a market-based rate or retain

such UNE-P lines as UNE-P Combinations with a market-based rate for the unbundled switching component shown in Exhibit A of this Amendment; or 2) CLEC shall convert such lines from UNE-P lines or unbundled switching elements to resold services or other appropriate arrangement.

9.11.2.5.8 A BRI ISDN line counts as one (1) line.

9.11.2.6 CLEC must order DID numbers in blocks of 20. One primary Directory Listing in the main directory is provided for each PBX system.

9.11.2.7 CLEC is required to subscribe to a sufficient number of trunk ports to adequately handle volume of incoming calls.

9.11.2.8 Additional line or trunk features not offered with the basic DID/PBX product, are available to CLEC on an Individual Case Basis.

9.11.2.9 Additional arrangements not offered with the basic PRI product are available to CLEC on an Individual Case Basis.

9.11.2.10 Qwest will provide access to Centrex Customer Management System (CMS) with unbundled switching.

9.11.2.11 Qwest will comply with the FCC's Open Network Architecture (ONA) rules for Network Disclosure. Should the ONA rules be modified so that Network Disclosure is no longer required, the Agreement shall be modified to include provision for disclosure of network interface changes.

9.11.3 Rate Elements

9.11.3.1 Each Port type described above will have a separate associated Port charge, including monthly recurring charges and one-time nonrecurring charges which are contained in Exhibit A of this Amendment. Exhibit A contains both the UNE rates and market rates for this component of unbundled local switching. UNE Rates apply unless the End User Customer to be served has four access lines or more and the lines are located in density zone 1 in MSAs specified earlier in this UNE Section. In the latter circumstance, market rates apply.

9.11.3.2 The rate structure for PRI ISDN trunk ports includes a monthly Minute of Use (MOU) recurring charge for the basic PRI ISDN product (23B+D plus standard features). Nonrecurring charges are incurred for the trunk Port, first trunk and each additional trunk.

9.11.3.3 Originating local usage will be measured and billed based on minutes of use. Exhibit A contains the UNE rates and the market rates for this component of Unbundled Local Switching. UNE Rates apply unless the End User Customer to be served has four access lines or more and the lines are

located in density zone 1 in MSAs specified earlier in this Section. In the latter circumstance, market rates apply.

9.11.3.4 Vertical features will be offered as options for Unbundled Local Switching at rates set forth in Exhibit A of this Amendment. Exhibit A contains the UNE rates and the market rates for this component of Unbundled Local Switching. UNE Rates apply unless the End User Customer to be served has four access lines or more and the lines are located in density zone 1 in MSAs specified earlier in this Section. In the latter circumstance, market rates apply.

9.11.3.5 Subsequent Order Charge. A subsequent order charge, as set forth in Exhibit A of this Amendment, applies when CLEC orders additional vertical features to an existing Port.

9.11.4 Ordering

9.11.4.1 Installation intervals for Unbundled Switch Ports and Switch-activated Vertical features are contained in Exhibit B. The interval will start when Qwest receives a complete and accurate Local Service Request/Access Service Request (LSR/ASR). This date is considered the start of the service interval if the order is received prior to 3:00 p.m. The service interval will begin on the next business day for service requests received after 3:00 p.m. This interval may be impacted by order volumes and load control considerations. The service intervals have been established and are set forth in Exhibit B to this Amendment.

9.11.4.2 Switch-activated vertical features shall be ordered using the LSR (Local Service Request) process as described in the PCAT.

9.11.4.3 Vertical features that are loaded in a Switch, but not activated, shall be ordered using the Special Request Process. Qwest will provide the cost and timeframe for activation of the requested vertical feature(s) to CLEC within fifteen (15) business days of receipt of the Special Request.

9.11.4.4 Vertical features that are not loaded in a Switch shall be ordered using the Special Request Process. Qwest will provide information to CLEC on the feasibility of providing the vertical feature(s) within 15 business days of receipt of the Special Request.

9.11.4.5 Unbundled local Switch Ports are required when ordering unbundled Shared Transport as described in the PCAT.

9.11.5 Usage Billing Information

9.11.5.1 Exchange Access Service(s)

Qwest shall provide CLEC with usage information necessary to bill for InterLATA and IntraLATA Exchange Access in the form of either the actual usage or a

negotiated or state-approved surrogate for this information.

9.11.5.2 Retail Service(s)

Qwest shall provide CLEC with information necessary for CLEC to bill its End User Customers in the form of the actual information that is comparable to the information Qwest uses to bill its own End User Customers.

9.11.5.3 Local Usage

Qwest shall record and provide to CLEC local/EAS usage data for originating, but not terminating, local traffic, including but not limited to transit traffic. Until such time that Qwest provides CLEC with local/EAS usage data for terminating local traffic, Qwest shall not charge CLEC for terminating minutes of use.

ATTACHMENT 3**9.23 Unbundled Network Elements Combinations (UNE Combinations)****9.23.1 General Terms**

9.23.1.1 Qwest shall provide CLEC with non-discriminatory access to combinations of Unbundled Network Elements including but not limited to the UNE-Platform (UNE-P) and Enhanced Extended Loop (EEL), according to the following terms and conditions.

9.23.1.2 Qwest will offer to CLEC UNE Combinations, on rates, terms and conditions that are just, reasonable and non-discriminatory in accordance with the terms and conditions of the Agreement and the requirements of Section 251 and Section 252 of the Act, the applicable FCC rules, and other Applicable Laws. The methods of access to UNE Combinations described in this Amendment are not exclusive. Qwest will make available any other form of access requested by CLEC that is consistent with the Act and the regulations thereunder. CLEC shall be entitled to access to all combinations functionality as provided in FCC rules and other Applicable Laws. Qwest shall not require CLEC to access any UNE Combinations in conjunction with any other service or element unless specified in the Agreement or as required for technical feasibility reasons. Qwest shall not place any use restrictions or other limiting conditions on UNE Combination(s) accessed by CLEC except as specified in the Agreement or required by Existing Rules.

9.23.1.2.1 Changes in law, regulations or other applicable laws relating to UNEs and UNE Combinations, including additions and deletions of elements Qwest is required to unbundle and/or provide in a UNE Combination, shall be incorporated into this Amendment. CLEC and Qwest agree that the UNEs identified in the Agreement are not exclusive and that pursuant to changes in FCC rules, state laws, or the Bona Fide Request process, CLEC may identify and request that Qwest furnish additional or revised UNEs to the extent required under Section 251(c)(3) of the Act and other Applicable Laws. Failure to list a UNE herein shall not constitute a waiver by CLEC to obtain a UNE subsequently defined by the FCC or the state Commission

9.23.1.2.2 In addition to the UNE Combinations provided by Qwest to CLEC hereunder, Qwest shall permit CLEC to combine any UNE provided by Qwest with another UNE provided by Qwest or with compatible network components provided by CLEC or provided by third parties to CLEC in order to provide Telecommunications Services. Where specifically prohibited by applicable federal or state requirements, UNE Combinations will not be directly connected to a Qwest Finished Service, whether found in a Tariff or otherwise, without going through a Collocation, unless otherwise agreed to by the Parties.

Notwithstanding the foregoing, CLEC can connect its UNE Combination to Qwest's Directory Assistance and Operator Services platforms.

9.23.1.2.3 Where a CLEC has been denied access to a DS1, or other high capacity Loop, as a UNE due to lack of facilities, and where CLEC has requested and been denied the construction of new facilities to provide such Loop, CLEC may connect a similar bandwidth tariffed service that it secures in lieu of that UNE to a transport UNE that it has secured from Qwest. Before making such connection, CLEC shall provide Qwest with evidence sufficient to demonstrate that it has fulfilled all prior conditions of this Provision. This provision shall be changed as may be required to conform to the decisions of the FCC under any proceedings related to the Public Notice referred to in document FCC 00-183.

9.23.1.3 When ordered as combinations of UNEs, Network Elements that are currently combined and ordered together will not be physically disconnected or separated in any fashion except for technical reasons or if requested by CLEC. Network elements to be provisioned together shall be identified and ordered by CLEC as such. When CLEC orders in combination UNEs that are currently interconnected and functional, such UNEs shall remain interconnected or combined as a working service without any disconnection or disruption of functionality.

9.23.1.4 When ordered in combination, Qwest will combine for CLEC UNEs that are ordinarily combined in Qwest's network, provided that facilities are available.

9.23.1.5 When ordered in combination, Qwest will combine for CLEC UNEs that are not ordinarily combined in Qwest's network, provided that facilities are available and such combination:

9.23.1.5.1 Is Technically Feasible;

9.23.1.5.2 Would not impair the ability of other Carriers to obtain access to UNEs or to interconnect with Qwest's network; and

9.23.1.5.3 Would not impair Qwest's use of its network.

9.23.1.6 When ordered in combination, Qwest will combine CLEC UNEs with Qwest UNEs, provided that facilities are available and such combination:

9.23.1.6.1 Is Technically Feasible;

9.23.1.6.2 Shall be performed in a manner that provides Qwest access to necessary facilities;

9.23.1.6.3 Would not impair the ability of other Carriers to obtain access to UNEs or to interconnect with Qwest's network; and

9.23.1.6.4 Would not impair Qwest's use of its network.

9.23.2 Description

UNE Combinations are available in, but not limited to, the following standard products: a) UNE-P in the following form: (i) 1FR/1FB Plain Old Telephone Service (POTS), (ii) ISDN – either Basic Rate or Primary Rate, (iii) Digital Switched Service (DSS), (iv) PBX Trunks, and (v) Centrex; b) EEL (subject to the limitations set forth below). If CLEC desires access to a different UNE Combination, CLEC may request access through the Special Request Process. Qwest will provision UNE Combinations pursuant to the terms of the Agreement without requiring additional amendments to the Agreement, provided that all UNEs making up the UNE Combination are contained in the Agreement. If Qwest develops additional UNE Combination products, CLEC can order such products without using the Special Request Process, but CLEC may need to submit a CLEC questionnaire amendment before ordering such products.

9.23.3 Terms and Conditions

9.23.3.1 Qwest shall provide non-discriminatory access to UNE Combinations on rates, terms and conditions that are non-discriminatory, just and reasonable. The quality of a UNE Combination Qwest provides, as well as the access provided to that UNE Combination, will be equal between all Carriers requesting access to that UNE Combination; and, where Technically Feasible, the access and UNE Combination provided by Qwest will be provided in “substantially the same time and manner” to that which Qwest provides to itself. In those situations where Qwest does not provide access to UNE Combinations itself, Qwest will provide access in a manner that provides CLEC with a meaningful opportunity to compete.

9.23.3.2 “UNE-P-POTS”: 1FR/1FB lines are available to CLEC as a UNE Combination. UNE-P POTS is comprised of the following Unbundled Network Elements: Analog - 2 wire voice grade Loop, Analog Line Side Port and Shared Transport. All the vertical Switch features that are Technically Feasible for POTS are available with UNE-P-POTS.

9.23.3.3 “UNE-P-PBX”: PBX Trunks are available to CLEC as a UNE Combination. There are two (2) types of UNE-P-PBX: Analog Trunks and Direct Inward Dialing (DID) Trunks. UNE-P-PBX is comprised of the following Unbundled Network Elements: 2/4 Wire Analog Loop, Analog/DID Trunks, and Shared Transport. All the vertical Switch features that are Technically Feasible for Analog and DID PBX Trunks are available with UNE-P-PBX.

9.23.3.4 “UNE-P-DSS”: Digital Switched Service (DSS) is available to CLEC as a UNE Combination. UNE-P-DSS is comprised of the following Unbundled Network Elements: DS1 Capable Loop, Digital Line-Side Port and Shared Transport. All the vertical Switch features that are Technically Feasible for Digital Switched Service are available with UNE-P-DSS.

9.23.3.5 “UNE-P-ISDN”: ISDN lines are available to CLEC as a UNE Combination. All the vertical Switch features that are Technically Feasible for ISDN are available with UNE-P-ISDN. There are two types of UNE-P-ISDN:

- a) Basic rate (UNE-P-ISDN-BRI) is comprised of the following Unbundled Network Elements: Basic ISDN Capable Loop, BRI Line Side Port and Shared Transport; and
- b) Primary rate (UNE-P-ISDN-PRI) – UNE-P-ISDN-PRI is comprised of the following Unbundled Network Elements: Basic ISDN Capable Loop, Digital Line Side Port and Shared Transport.

9.23.3.6 UNE-P-Centrex: – Centrex Service is available to CLEC as a UNE Combination. Centrex is comprised of the following Unbundled Network Elements: Analog - 2 wire voice grade Loop, Analog Line Side Port, and Shared Transport. All the vertical Switch features that are Technically Feasible for Centrex service are available with UNE-P-Centrex.

9.23.3.6.1 CLEC may also request a service change from Centrex 21, Centrex Plus or Centron service to UNE-P-POTS. The UNE-P-POTS line will contain the UNEs established in 9.23.3.2.

9.23.3.6.2 Qwest will provide access to Customer Management System (CMS) with UNE-P-Centrex.

9.23.3.7 Enhanced Extended Loop (EEL) -- EEL is a combination of Loop and dedicated interoffice transport and may also include multiplexing or concentration capabilities. EEL transport and Loop facilities may utilize DS0 through OC-192 or other existing bandwidths. DS0, DS1 and DS3 bandwidths are defined products. In addition, other existing bandwidths can be ordered through the Special Request Process. Qwest has two EEL options: “EEL-Conversion” (EEL-C) and “EEL-Provision” (EEL-P).

9.23.3.7.1 Unless CLEC is specifically granted a waiver from the FCC which provides otherwise, and the terms and conditions of the FCC waiver apply to CLEC’s request for a particular EEL, CLEC cannot utilize combinations of Unbundled Network Elements that include Unbundled Loop and unbundled interoffice dedicated transport to create a UNE Combination unless CLEC establishes to Qwest that it is using the combination of Network Elements to provide a significant amount of local exchange traffic to a particular End User Customer. The significant amount of local use requirement does not apply to combinations of Loop and multiplexing when the high side of the multiplexer is connected via an ITP for CLEC’s Collocation.

9.23.3.7.2 To establish that an EEL is carrying a “Significant Amount of Local Exchange Traffic,” one of the following three (3) local service options must exist:

9.23.3.7.2.1 Option 1: CLEC must certify to Qwest that it is the exclusive provider of an End User Customer's Local Exchange Service and that the Loop transport combination originates at a customer's premises and that it terminates at CLEC's Collocation arrangement in at least one Qwest Central Office. This condition, or option, does not allow Loop-transport combinations to be connected to Qwest's Tariffed services.

9.23.3.7.2.2 Option 2: CLEC must certify that it provides local exchange and Exchange Access service to the End User Customer's premises and handles at least one-third (1/3) of the End User Customer's local traffic measured as a percent of total End User Customer local dial tone lines; and for DS1 level circuits and above, at least fifty percent (50%) of the activated channels on the Loop portion of the Loop and transport combination have at least five percent (5%) local voice traffic individually; and the entire Loop facility has at least ten percent (10%) local voice traffic; and the Loop/transport combination originates at a Customer's premises and terminates at CLEC's Collocation arrangement in at least one Qwest Central Office; and if a Loop/transport combination includes multiplexing, each of the multiplexed facilities must meet the above criteria outlined in this paragraph. (For example, if DS1 Loops are multiplexed onto DS3 transport, each of the individual DS1 facilities must meet the criteria outlined in this paragraph in order for the DS1/DS3 Loop/transport combination to qualify for UNE treatment). This condition, or option, does not allow Loop-transport combinations to be connected to Qwest's Tariffed services.

9.23.3.7.2.3 Option 3: CLEC must certify that at least fifty percent (50%) of the activated channels on a circuit are used to provide originating and terminating local dial tone service and at least fifty percent (50%) of the traffic on each of these local dial tone channels is local voice traffic; and the entire Loop facility has at least thirty-three percent (33%) local voice traffic; and if a Loop/transport combination includes multiplexing, each of the multiplexed facilities must meet the above criteria. For example, if DS1 Loops are multiplexed onto DS3 transport, each of the individual DS1 facilities must meet the criteria as outlined in this paragraph in order for the DS1/DS3 Loop/transport combination to qualify for UNE treatment. This condition, or option, does not allow Loop-transport combinations to be connected to Qwest's Tariffed services. Under this option, Collocation is not required. Under this option, CLEC does not need to provide a defined portion of the End User Customer's local service, but the active channels on any Loop-transport combinations, and the entire facility, must carry the amount of local exchange traffic specified in this option.

9.23.3.7.2.4 When CLEC certifies to Qwest through a certification letter, or other mutually agreed upon solution, that the combination of elements is carrying a "Significant Amount of Local Exchange" Traffic, then Qwest will provision the EEL or convert the Special Access circuit to an EEL-C. For each EEL or Special Access circuit, CLEC shall indicate in the certification letter under which local usage option, set forth in paragraph 9.23.3.7.2.1, 9.23.3.7.2.2 or 9.23.3.3.7.2.3, it seeks to qualify the circuit.

9.23.3.7.2.5 CLEC's local service certification shall remain valid only so long as CLEC continues to satisfy one (1) of the three (3) options set forth in Section 9.23.3.7.2 of this Amendment. CLEC must provide a service order converting the EEL to Private Line/Special Access Circuit to Qwest within thirty (30) days if CLEC's certification on a given circuit is no longer valid.

9.23.3.7.2.6 In order to confirm reasonable compliance with these requirements, Qwest may perform audits of CLEC's records according to the following guidelines:

- a) Qwest may, upon thirty (30) days written notice to a CLEC that has purchased Loop/transport combinations as UNEs, conduct an audit to ascertain whether those Loop/transport combinations were eligible for UNE treatment at the time of conversion and on an ongoing basis thereafter.
- b) CLEC shall make reasonable efforts to cooperate with any audit by Qwest and shall provide Qwest with relevant records (e.g., network and circuit configuration data, local telephone numbers) which demonstrate that CLEC's Unbundled Loop transport combination is configured to provide Local Exchange Service in accordance with its certification.
- c) An independent auditor hired and paid for by Qwest shall perform any audits, provided, however, that if an audit reveals that CLEC's EEL circuit(s) do not meet or have not met the certification requirements, then CLEC shall reimburse Qwest for the cost of the audit.
- d) An audit shall be performed using industry audit standards during normal business hours, unless there is a mutual agreement otherwise.
- e) Qwest shall not exercise its audit rights with respect to a particular CLEC (excluding Affiliates), more than once in any calendar year, unless an audit finds non-compliance. If an audit does find non-compliance, Qwest shall not exercise its audit rights for sixty (60) days following that audit, and if any subsequent audit

does not find non-compliance, then Qwest shall not exercise its audit rights for the remainder of the calendar year.

f) At the same time that Qwest provides notice of an audit to CLEC under this paragraph, Qwest shall send a copy of the notice to the Federal Communications Commission.

g) Audits conducted by Qwest for the purpose of determining compliance with certification criteria as set forth in this amendment shall not effect or in any way limit any audit rights that Qwest may have under the Agreement.

h) Qwest shall not use any other audit rights it has pursuant to the Agreement to audit for compliance with the local exchange traffic requirements of Section 9.23.3.7.2. Qwest shall not require an audit as a prior prerequisite to Provisioning EELs.

i) CLEC shall maintain appropriate records to support its certification. However, CLEC has no obligation to keep any records that it does not keep in the ordinary course of its business.

9.23.3.7.2.7 Qwest will not provision EEL or convert Private Line/Special Access to an EEL if Qwest records indicate that the Private Line/Special Access is or the EEL will be connected directly to a Tariffed service or if, in options 1 and 2 above, the EEL would not terminate at CLEC's Collocation arrangement in at least one Qwest Central Office.

9.23.3.7.2.8 If an audit demonstrates that an EEL does not meet the local use requirements of Section 9.23.3.7.2 on average for two (2) consecutive months for which data is available, then the EEL shall be converted to special access or private line rates within thirty (30) days.

9.23.3.7.2.9 If CLEC learns for any reason that an EEL does not meet the local use requirements of Section 9.23.3.7.2, then the EEL shall be converted to special access or private line rates within thirty (30) days. CLEC has no ongoing duty to monitor EELs to verify that they continue to satisfy the local use requirements of Section 9.23.3.7.2, except that if any service order activity occurs relating to an EEL, then CLEC must verify that the EEL continues to satisfy the local use requirements of Section 9.23.3.7.2. Any disputes regarding whether an EEL meets the local use requirements shall be handled pursuant to the dispute resolution provisions of the Agreement. While a dispute is pending resolution, the status quo will be maintained and the EEL will not be converted to special access or private line rates

9.23.3.7.2.10 No private line or other Unbundled Loop shall be available for conversion into an EEL or be combined with other elements to create an EEL if it utilizes shared use Billing, commonly referred to as ratcheting. Any change to a private line or other Unbundled Loop including changes to eliminate shared use Billing for any or all circuits, prior to conversion of those circuits to EEL shall be conducted pursuant to the processes, procedures, and terms pursuant to which such private line or Loop was provisioned. Any appropriate charges from such processes, procedures, and terms shall apply (sometimes referred to as “grooming charges”).

9.23.3.7.2.11 EEL-C is the conversion of an existing Private Line/Special Access service to a combination of Loop and transport UNEs. Retail and/or resale private line circuits (including multiplexing and concentration) may be converted to EEL-C if the conversion is Technically Feasible and they meet the terms of this Section 9.23.3.7. Qwest will make EEL-Conversion Combinations available to CLEC upon request. Qwest will provide CLEC with access to EEL-Conversion Combinations according to the standard intervals set forth in Exhibit B.

9.23.3.7.2.11.1 CLEC must utilize EEL-C to provide a significant amount of Local Exchange Service in accordance with the three options listed under Section 9.23.3.7.2.

9.23.3.7.2.12 EEL-P – EEL-P is a combination of Loop and dedicated interoffice transport used for the purpose of connecting an End User Customer to a CLEC Switch. EEL-P is a new installation of circuits for the purpose of CLEC providing services to End User Customers.

9.23.3.7.2.12.1 Terms and Conditions

9.23.3.7.2.12.2 CLEC must utilize EEL-P to provide a significant amount of Local Exchange Service to each End User Customer served in accordance with the three options listed under Section 9.23.3.7.2.

9.23.3.7.2.12.3 One end of the interoffice facility must originate at a CLEC Collocation in a Wire Center other than the Serving Wire Center of the Loop.

9.23.3.7.2.12.4 EEL combinations may consist of Loops and interoffice transport of the same bandwidth (Point-to-Point EEL). When multiplexing is requested, EEL may consist of Loops and interoffice transport of different

bandwidths (Multiplexed EEL). CLEC may also order combinations of interoffice transport, concentration capability and DS0 Loops.

9.23.3.7.2.12.5 When concentration capability is requested, CLEC will purchase the appropriate concentration equipment and provide it to Qwest for installation in the Wire Center.

9.23.3.7.2.12.6 Installation intervals are set forth in Exhibit B and are equivalent to the respective Private Line Transport Service on the following web-site address: <http://www.qwest.com/carrier/guides/sig/index.html>.

9.23.3.7.2.12.7 Concentration capability installation intervals will be offered at an ICB.

9.23.3.7.2.12.8 EEL-P is available only where existing facilities are available.

9.23.3.8 Ordering

9.23.3.8.1 CLEC will submit EEL orders using the LSR process.

9.23.3.8.2 Qwest will install the appropriate Channel Card based on the DS0 EEL Link LSR order and apply the charges.

9.23.3.8.3 Requests for Concentration will be submitted using the Virtual Collocation process. Virtual Collocation intervals will be adhered to.

9.23.3.8.4 One LSR is required when CLEC orders Point-to-Point EEL. Multiplexed EEL, EEL Transport and EEL Links must be ordered on separate LSRs.

9.23.3.9 Rate Elements

9.23.3.9.1 EEL Link. The EEL Link is the Loop connection between the End User Customer premises and the Serving Wire Center. EEL Link is available in DS0, DS1 and DS3 and higher bandwidths as they become available. Recurring and nonrecurring charges apply.

9.23.3.9.2 EEL Transport. EEL Transport consists of the dedicated interoffice facilities between Qwest Wire Centers. EEL Transport is available in DS0, DS1, DS3, OC3, OC12 and higher bandwidths as they become available. Recurring and nonrecurring charges apply.

9.23.3.9.3 EEL Multiplexing. EEL multiplexing is offered in DS3 to

DS1 and DS1 to DS0 configurations. All other multiplexing arrangements will be ICB. EEL multiplexing is ordered with EEL Transport. Recurring and nonrecurring charges set forth in Exhibit A apply.

9.23.3.9.4 DS0 Low Side Channelization and DS0 MUX Low Side Channelization. EEL DS0 Channel Cards are required for each DS0 EEL Link or DS0 Unbundled Loop connected to a 1/0 EEL Multiplexer. Channel Cards are available for analog Loop Start, Ground Start, Reverse Battery and No Signaling.

9.23.3.9.5 Concentration Capability. Concentration Capability rates will be provided as an ICB. Cost recovery includes, but is not limited to, space preparation and space lease, equipment installation, cabling and associated terminations and structure installation, personnel training (if required) and delivery of required power. Recurring and nonrecurring charges apply.

9.23.3.10 CLEC may request access to and, where appropriate, development of, additional UNE Combinations. For UNEs Qwest currently combines in its network CLEC can use the Special Request Process. For UNEs that Qwest does not currently combine, CLEC must use the Bona Fide Request Process (BFR). In its BFR or Special Request Process request, CLEC must identify the specific combination of UNEs, identifying each individual UNE by name as described in the Agreement.

9.23.3.11 The following terms and conditions are available for all types of UNE-P:

9.23.3.11.1 UNE-P will include the capability to access long distance service (InterLATA and IntraLATA) of CLEC's Customer's choice on a 2-PIC basis, access to 911 Emergency Services, capability to access CLEC's Operator Services platform, capability to access CLEC's Directory Assistance platform and Qwest customized routing service; and, if desired by CLEC, access to Qwest Operator Services and Directory Assistance Service.

9.23.3.11.2 If Qwest provides and CLEC accepts operator services, directory assistance, and IntraLATA long distance as a part of the basic exchange line, it will be offered with standard Qwest branding. CLEC is not permitted to alter the branding of these services in any manner when the services are a part of the UNE-P line without the prior written approval of Qwest. However, at the request of CLEC and where Technically Feasible, Qwest will rebrand operator services and directory assistance in CLEC's name, in CLEC's choice of name, or in no name in accordance with terms and conditions set forth in the Agreement.

9.23.3.11.3 CLEC may order Customized Routing in conjunction with UNE-P for alternative operator service and/or directory

assistance platforms. CLEC shall be responsible to combine UNE-P with all components and requirements associated with Customized Routing needed to utilize related functionality. For a complete description of Customized Routing, refer to that Section of the Agreement.

9.23.3.11.4 Qwest shall provide to CLEC, for CLEC's End User Customers, E911/911 call routing to the appropriate Public Safety Answering Point (PSAP). Qwest shall not be responsible for any failure of CLEC to provide accurate End User Customer information for listings in any databases in which Qwest is required to retain and/or maintain End User Customer information. Qwest shall provide CLEC's End User Customer information to the ALI/DMS (Automatic Location Identification/Database Management System). Qwest shall use its standard process to update and maintain, on the same schedule that it uses for its End User Customers, CLEC's End User Customer service information in the ALI/DMS used to support E911/911 services. Qwest assumes no liability for the accuracy of information provided by CLEC.

9.23.3.11.5 CLEC shall designate the Primary Interexchange Carrier (PIC) assignments on behalf of its End User Customers for InterLATA and IntraLATA services. CLEC shall follow all Applicable Laws, rules and regulations with respect to PIC changes and Qwest shall disclaim any liability for CLEC's improper PIC change requests.

9.23.3.11.6 Feature and InterLATA or IntraLATA PIC changes or additions for UNE-P, will be processed concurrently with the UNE-P order as specified by CLEC.

9.23.3.11.7 CLEC may order new or retain existing Qwest DSL service on behalf of End User Customers when utilizing UNE-P-POTS, UNE-P-Centrex, and UNE-P-PBX (analog, non-DID trunks only) combinations, where Technically Feasible. The price for Qwest DSL provided with UNE-P combinations is included in Exhibit A to this Amendment. Qwest DSL service provided to internet service providers and not provided directly to Qwest or CLEC's End Users is not available with UNE-P combinations.

9.23.3.12 If CLEC is obtaining services from Qwest under an arrangement or agreement that includes the application of termination liability assessment (TLA) or minimum period charges, and if CLEC wishes to convert such services to UNEs or a UNE Combination, the conversion of such services will not be delayed due to the applicability of TLA or minimum period charges. The applicability of such charges is governed by the terms of the original agreement, Tariff or arrangement.

9.23.3.13 For installation of new UNE Combinations, CLEC will not be assessed UNE rates for UNEs ordered in combination until access to all UNEs that make up such combination have been provisioned to CLEC as a

combination, unless a UNE is not available until a later time and CLEC elects to have Qwest provision the other elements before all elements are available. For conversions of existing resale services to UNE-P Combinations, CLEC will be billed at the UNE-P rate, and Billing at the resold rate will cease, on the Due Date scheduled for the conversion, so long as the Due Date of the conversion was a standard or longer interval, unless CLEC has caused or requested a delay of the conversion.

9.23.3.14 When End User Customers switch from Qwest to CLEC, or to CLEC from any other competitor and is obtaining service through a UNE Combination, such End User Customers shall be permitted to retain their current telephone numbers if they so desire.

9.23.3.15 In the event Qwest terminates the Provisioning of any UNE Combination service to CLEC for any reason, CLEC shall be responsible for providing any and all necessary notice to its End User Customers of the termination. In no case shall Qwest be responsible for providing such notice to CLEC's End User Customers. Qwest shall only be required to notify CLEC of Qwest's termination of the UNE Combination service on a timely basis consistent with Commission rules and notice requirements.

9.23.3.16 CLEC, or CLEC's agent, shall act as the single point of contact for its End User Customers' service needs, including without limitation, sales, service design, order taking, Provisioning, change orders, training, maintenance, trouble reports, repair, post-sale servicing, Billing, collection and inquiry. CLEC shall inform its End User Customers that they are End User Customers of CLEC. CLEC's End User Customers contacting Qwest will be instructed to contact CLEC, and Qwest's End User Customers contacting CLEC will be instructed to contact Qwest. In responding to calls, neither Party shall make disparaging remarks about each other. To the extent the correct provider can be determined, misdirected calls received by either Party will be referred to the proper provider of Local Exchange Service; however, nothing in the Agreement shall be deemed to prohibit Qwest or CLEC from discussing its products and services with CLEC's or Qwest's End User Customers who call the other Party seeking such information.

9.23.4 Rates and Charges

9.23.4.1 The rates and charges for the individual Unbundled Network Elements that comprise UNE Combinations are contained in Exhibit A for both recurring and nonrecurring application.

9.23.4.1.1 Recurring monthly charges for each Unbundled Network Element that comprise the UNE Combination shall apply when a UNE Combination is ordered. The recurring monthly charges for each UNE, including but not limited to, Unbundled 2-wire Analog Loop, Analog Line Side Port and Shared Transport, are contained in Exhibit A.

9.23.4.1.2 Nonrecurring charges, if any, will apply based upon the cost to Qwest of Provisioning the UNE Combination and providing access to the UNE Combination. These nonrecurring charges, if any, are described in Exhibit A.

9.23.4.2 If the Commission takes any action to adjust the rates previously ordered, Qwest will make a compliance filing to incorporate the adjusted rates into Exhibit A. Upon the compliance filing by Qwest, the Parties will abide by the adjusted rates on a going-forward basis, or as ordered by the Commission.

9.23.4.3 CLEC shall be responsible for Billing its End User Customers served over UNE Combinations for all Miscellaneous Charges and surcharges required of CLEC by statute, regulation or otherwise required.

9.23.4.4 CLEC shall pay Qwest the PIC change charge associated with CLEC End User Customer changes of InterLATA or IntraLATA Carriers. Any change in CLEC's End User Customers' InterLATA or IntraLATA Carrier must be requested by CLEC on behalf of its End User Customer.

9.23.4.5 If an End User Customer is served by CLEC through a UNE Combination, Qwest will not charge, assess, or collect Switched Access charges for InterLATA or IntraLATA calls originating or terminating from that End User Customer's phone after conversion to a UNE Combination is complete.

9.23.4.6 Qwest shall have a reasonable amount of time to implement system or other changes necessary to bill CLEC for Commission-ordered rates or charges associated with UNE Combinations.

9.23.5 Ordering Process

9.23.5.1 Most UNE Combinations and associated products and services are ordered via an LSR. Ordering processes are contained in the Agreement and in the PCAT. The following is a high-level description of the ordering process:

9.23.5.1.1 Step 1: Complete product questionnaire with account team representative.

9.23.5.1.2 Step 2: Obtain Billing Account Number (BAN) through account team representative.

9.23.5.1.3 Step 3: Allow two to three (2-3) weeks from Qwest's receipt of a completed questionnaire for accurate loading of UNE Combination rates to the Qwest Billing system.

9.23.5.1.4 Step 4: After account team notification, place UNE Combination orders via an LSR or ASR as appropriate.

9.23.5.1.5 Additional information regarding the ordering processes are located at: http://www.qwest.com/wholesale/solutions/clecFacility/une_p_c.html

9.23.5.2 Prior to placing an order on behalf of each End User Customer, CLEC shall be responsible for obtaining and have in its possession a Proof of Authorization as required by applicable law.

9.23.5.3 Standard service intervals for each UNE Combination are set forth in Exhibit B. For UNE Combinations with appropriate retail analogues, CLEC and Qwest will use the standard Provisioning interval for the equivalent retail service. CLEC and Qwest can separately agree to Due Dates other than the standard interval.

9.23.5.4 Due date intervals are established when Qwest receives a complete and accurate Local Service Request (LSR) or ASR made through the IMA, EDI or Exact interfaces or through facsimile. For UNE-P-POTS, UNE-P-Centrex, and UNE-P-ISDN-BRI, the date the LSR or ASR is received is considered the start of the service interval if the order is received on a business day prior to 7:00 p.m. For UNE-P-POTS, UNE-P-Centrex, and UNE-P-ISDN-BRI, the service interval will begin on the next business day for service requests received on a non-business day or after 7:00 p.m. on a business day. For UNE-P-DSS, UNE-P-ISDN-PRI, UNE-P-PBX, EEL, and all other UNE Combinations, the date the LSR or ASR is received is considered the start of the service interval if the order is received on a business day prior to 3:00 p.m. For UNE-P-DSS, UNE-P-ISDN-PRI, UNE-P-PBX, EEL, and all other UNE Combinations, the service interval will begin on the next business day for service requests received on a non-business day or after 3:00 p.m. on a business day. For purposes of this Amendment, business days exclude Saturdays, Sundays, New Year's Day, Memorial Day, Independence Day (4th of July), Labor Day, Thanksgiving Day and Christmas Day.

9.23.5.5 The Parties' obligations and responsibilities for providing and maintaining End User Customer listings information are contained in the Listings and E911/911 Emergency Services sections of the Agreement. Nevertheless, to the extent that the option is available to CLEC to specify that the End User Customer's existing listing(s) be retained upon conversion to Unbundled Local Switching elements or UNE-P Combinations, Qwest shall be responsible for ensuring that the End User Customer's listing(s) is retained "as is" in Qwest's listings data bases.

9.23.5.6 When Qwest's End User Customer or the End User Customer's New Service Provider orders the discontinuance of the End User Customer's existing service in anticipation of moving to another service provider, Qwest will render its closing bill to the End User Customer effective with the disconnection. If Qwest is not the local service provider, Qwest will issue a bill to CLEC for that portion of the service provided to CLEC should CLEC's End User Customer, a New Service Provider, or CLEC request service be discontinued to the End User Customer. Qwest will notify CLEC by FAX, OSS interface, or other agreed upon

processes when an End User Customer moves to another service provider. Qwest shall not provide CLEC or Qwest retail personnel with the name of the other service provider selected by the End User Customer.

9.23.5.7 For UNE Combinations, CLEC shall provide Qwest and Qwest shall provide CLEC with points of contact for order entry, problem resolution, repair, and in the event special attention is required on service request.

9.23.6 Billing

9.23.6.1 Qwest shall provide CLEC, on a monthly basis, within seven to ten (7-10) calendar Days of the last day of the most recent Billing period, in an agreed upon standard electronic Billing format, Billing information including (1) a summary bill, and (2) individual End User Customers sub-account information consistent with the samples available for CLEC review.

9.23.7 Maintenance and Repair

9.23.7.1 Qwest will maintain facilities and equipment that comprise the service provided to CLEC as a UNE Combination. CLEC or its End User Customers may not rearrange, move, disconnect or attempt to repair Qwest facilities or equipment, other than by connection or disconnection to any interface between Qwest and the End User Customer, without the written consent of Qwest.

**Exhibit A
North Dakota***

	Recurring	Nonrecurring	Notes
	Wholesale Discount Percentage Recurring Charges	Wholesale Discount Percentage Nonrecurring Charges	
6.0 Resale			
6.1 Wholesale Discount Rates			
6.1.3 Interlata Toll	16.15%		
6.1.5 Listings, CO Features Information Services	16.15%		
7.4 Multiplexing			
7.4.1 DS3 to DS1	\$236.79	\$286.18	
7.4.2 DS1 to DS0	\$225.18	\$279.55	
9.0 Unbundled Network Elements (UNEs)			
9.1 Interconnection Tie Pairs (ITP) – Per Termination			
DS0 2-wire	\$0.45		1
DS0 4-wire	\$1.32		1
DS1 Per each Termination	\$5.98		
DS3 Per each Termination	\$26.26		
9.8 Shared Transport, Per Minute of Use	\$0.001110		#
9.11 Local Switching			
9.11.1 Local Switching - TELRIC Based Rates			
Analog Line Side Port, First Port	\$1.27	\$97.97	
Each Additional Port (ordered concurrently with an unbundled loop)	\$1.27	\$52.71	
9.11.4 Vertical Features			
10XXX Direct Dialed Blocking	\$0.00		
Account Codes - per system	\$0.00	\$83.32	1
Attendant Access Line - per station line	\$0.00	\$1.20	1
Audible Message Waiting	\$0.00	\$1.05	1
Authorization Codes - per system	\$0.00	\$249.19	1
Auto Callback	\$0.00		
Automatic Line	\$0.00	\$0.36	1
Automatic Route Selection - Common Equip. per system	\$0.00	\$2,186.42	1
Blocking of pay per call services	\$0.00		
Bridging	\$0.00		
Call Drop	\$0.00	\$0.36	1
Call Exclusion - Automatic	\$0.00	\$1.05	1
Call Exclusion - Manual	\$0.00	\$0.70	1
Call Forward Don't Answer - All Calls	\$0.00		
Call Forwarding Incoming Only	\$0.00		
Call Forwarding Intra Group Only	\$0.00		
Call Forwarding Variable Remote	\$0.00		
Call Forwarding: Busy Line (Expanded)	\$0.00		
Call Forwarding: Busy Line (External)	\$0.00		
Call Forwarding: Busy Line (External) Don't Answer	\$0.00		
Call Forwarding: Busy Line (Overflow)	\$0.00		
Call Forwarding: Busy Line (Overflow) Don't Answer	\$0.00		
Call Forwarding: Busy Line (Programmable)	\$0.00		
Call Forwarding: Busy Line/Don't Answer Programmable Svc. Establishment		\$16.31	1
CF DON'T ANSWER/CF BUSY CUSTOMER PROGRAMMABLE - PER LINE		\$1.05	1
Call Forwarding: Busy Line/Don't Answer (Expanded)	\$0.00		
Call Forwarding: Don't Answer	\$0.00		
Call Forwarding: Don't Answer (Expanded)	\$0.00		
Call Forwarding: Don't Answer (Programmable)	\$0.00		
Call Forwarding: Variable	\$0.00		
Call Forwarding: Variable - no call complete option	\$0.00		
Call Hold	\$0.00		
Call Hold/3-Way/Call Transfer	\$0.00		
Call Park (Basic - Store & Retrieve)	\$0.00		
Call Pickup	\$0.00		
Call Transfer	\$0.00		
Call Waiting Dial Originating	\$0.00		
Call Waiting Indication - per timing state	\$0.00	\$1.05	1
Call Waiting Originating	\$0.00		
Call Waiting Terminating - All Calls	\$0.00		
Call Waiting Terminating - Incoming Only	\$0.00		
Call Waiting/ Cancel Call Waiting	\$0.00		
CENTREX COMMON EQUIPMENT		\$1,256.13	1
Centrex Management System (CMS)	\$0.00		
Centrex Plus DID numbers per number	\$0.00		
Centrex Plus to Centrex Plus	\$0.00		
Centrex Plus to IC Carrier	\$0.00		
Centrex Plus to PBX/Key Blocked	\$0.00		
Centrex Plus to PBX/Key Non-Blocked	\$0.00		
CFBL - All Calls	\$0.00		
CFBL - Incoming Only	\$0.00	\$39.49	1

**Exhibit A
North Dakota***

	Recurring	Nonrecurring	Notes
CFDA Incoming Only	\$0.00	\$39.49	1
CLASS - Anonymous Call Rejection	\$0.00		
CLASS - Call Waiting ID	\$0.00		
CLASS - Calling Name & Number	\$0.00		
CLASS - Calling Number Delivery	\$0.00		
CLASS - Calling Number Delivery - Blocking	\$0.00		
CLASS - Continuous Redial	\$0.00		
CLASS - Last Call Return	\$0.00		
CLASS - Priority Calling	\$0.00		
CLASS - Selective Call Forwarding	\$0.00		
CLASS - Selective Call Rejection	\$0.00		
Conference Calling - Meet Me	\$0.00	\$44.23	1
Conference Calling - Preset	\$0.00	\$44.23	1
Custom Ringing First Line (Short/Long/Short)	\$0.00		
Custom Ringing First Line (Short/Short)	\$0.00		
Custom Ringing First Line (Short/Short/Long)	\$0.00		
Custom Ringing Second Line (Short/Long/Short)	\$0.00		
Custom Ringing Second Line (Short/Short)	\$0.00		
Custom Ringing Second Line (Short/Short/Long)	\$0.00		
Custom Ringing Third Line (Short/Long/Short)	\$0.00		
Custom Ringing Third Line (Short/Short)	\$0.00		
Custom Ringing Third Line (Short/Short/Long)	\$0.00		
Data Call Protection (DMS 100)	\$0.00		
Dir Sta Sel/Busy Lamp Fld per arrangement	\$0.00	\$0.36	1
Directed Call Pickup with Barge-in	\$0.00	\$21.00	1
Directed Call Pickup without Barge-in	\$0.00	\$21.00	1
Distinctive Ring/Distinctive Call Waiting	\$0.00	\$41.98	1
Distinctive Ringing	\$0.00		
EBS - Set Interface - per station line	\$0.00		
Executive Busy Override	\$0.00		
Expensive Route Warning Tone- per system	\$0.00	\$74.89	1
Facility Restriction Level - per system	\$0.00	\$46.07	1
Feature Display	\$0.00		
Group Intercom	\$0.00	\$0.48	1
Hot Line - per line	\$0.00	\$1.05	1
Hunting: Multiposition Circular Hunting	\$0.00		
Hunting: Multiposition Hunt Queuing	\$0.00	\$40.18	1
Hunting: Multiposition Series Hunting	\$0.00		
Hunting: Multiposition with Announcement in Queue	\$0.00	\$40.18	1
Hunting: Multiposition with Music in Queue	\$0.00	\$42.43	1
Incoming Calls Barred	\$0.00		
International Direct Dial Blocking	\$0.00		
ISDN Short Hunt	\$0.00	\$1.77	1
Line Side Answer Supervision	\$0.00		
Loudspeaker Paging - per trunk group	\$0.00	\$183.84	1
Make Busy Arrangements - per group	\$0.00	\$0.70	1
Make Busy Arrangements - per line	\$0.00	\$0.70	1
Message Center - per main station line	\$0.00	\$0.36	1
Message Waiting Indication Audible/Visual	\$0.00		
Message Waiting Visual	\$0.00	\$0.36	1
Music On Hold - per system	\$0.00	\$24.09	1
Network Speed Call	\$0.00		
Night Service Arrangement	\$0.00		
Outgoing Calls Barred	\$0.00		
Outgoing Trunk Queuing	\$0.00		
Privacy Release	\$0.00	\$0.49	1
Query Time	\$0.00	\$0.36	1
Speed Calling 1 Digit Controller	\$0.00		
Speed Calling 1 Digit User	\$0.00		
Speed Calling 1# List Individual	\$0.00		
Speed Calling 2 Digit Controller	\$0.00		
Speed Calling 2 Digit User	\$0.00		
Speed Calling 2# List Individual	\$0.00		
Speed Calling 30 Number	\$0.00		
Speed Calling 8 Number	\$0.00		
Station Camp-On Service - per main station	\$0.00	\$0.36	1
Station Dial Conferencing (6 Way)	\$0.00		
Station Message Detail Recording (SMDR)	\$0.00		
Three Way Calling	\$0.00		
Time and Date Display	\$0.00		
Time of Day Control for ARS - per system	\$0.00	\$131.03	1
Time of Day NCOS Update	\$0.00	\$0.56	1
Time of Day Routing - per line	\$0.00	\$0.54	1
Toll Restriction Service	\$0.00		
Trunk Answer Any Station	\$0.00		
Trunk Verification from Designated Station	\$0.00	\$0.41	1
UCD in hunt group - per line	\$0.00	\$0.70	1

**Exhibit A
North Dakota***

		Recurring	Nonrecurring	Notes
UCD with Music After Delay		\$0.00		
CLASS - Call Trace			\$2.51	1
CMS - SYSTEM ESTABLISHMENT - INITIAL INSTALLATION			\$1,011.80	1
CMS - SYSTEM ESTABLISHMENT - SUBSEQUENT INSTALLATION			\$505.90	1
CMS - PACKET CONTROL CAPABILITY, PER SYSTEM			\$505.90	1
SMDR-P - SERVICE ESTABLISHMENT CHARGE, INITIAL INSTALLATION			\$353.33	1
SMDR-P - ARCHIVED DATA			\$184.63	1
9.11.3 Subsequent Order Charge			\$14.13	1
9.11.4 Digital Line Side Port (Supporting BRI ISDN)				
First Port		\$21.16	\$243.85	1
Each Additional Port			\$243.85	1
9.11.5 Digital Trunk Ports				
DS1 Local Message Trunk Port		42.15		1
Message Trunk Group, First Trunk			\$178.67	1
Message Trunk Group, Each Additional			\$49.85	1
DS1 PRI ISDN Trunk Port		\$220.77	\$653.10	1
DID / PBX Trunk Port per DS0		\$2.55	\$218.59	1
9.11.6 DS0 Analog Trunk Port				
Unbundled Analog DS0 Trunk Port, First Port		\$15.92	\$127.20	1
Unbundled Analog DS0 Trunk Port, Each Additional			\$35.34	1
9.11.7 Local Usage, per Minute of Use		\$0.001785		##
9.12 Local Switching - Market Based Rates	These rates are only available in Zone 1 Wire Centers			
9.13 Customized Routing				
9.13.1 Development of Custom Line Class Code – Directory Assistance or Operator Services Routing Only			\$328.93	1
9.13.2 Installation Charge, per Switch – Directory Assistance or Operator Service Routing Only			\$240.95	1
9.13.3 All Other Custom Routing		ICB	ICB	3
9.20 Miscellaneous Charges				
* Per 1/2 hour or fraction thereof				
* Additional Engineering – Basic			\$33.16	1
* Additional Engineering – Overtime			\$41.01	1
* Additional Labor Installation – Overtime			\$9.43	1
* Additional Labor Installation – Premium			\$18.85	1
* Additional Labor Other – Basic			\$28.90	1
* Additional Labor Other – Overtime			\$38.60	1
* Additional Labor Other – Premium			\$48.31	1
* Testing and Maintenance – Basic			\$30.70	1
* Testing and Maintenance – Overtime			\$41.01	1
* Testing and Maintenance – Premium			\$51.31	1
* Maintenance of Service – Basic			\$28.90	1
* Maintenance of Service – Overtime			\$38.60	1
* Maintenance of Service – Premium			\$48.31	1
* Additional COOP Acceptance Testing – Basic			\$30.70	1
* Additional COOP Acceptance Testing – Overtime			\$41.01	1
* Additional COOP Acceptance Testing – Premium			\$51.31	1
* NonScheduled COOP Testing - Basic			\$30.70	1
* NonScheduled COOP Testing – Overtime			\$41.01	1
* NonScheduled COOP Testing – Premium			\$51.31	1
* NonScheduled Manual Testing – Basic			\$30.70	1
* NonScheduled Manual Testing – Overtime			\$41.01	1
* NonScheduled Manual Testing – Premium			\$51.31	1
Cooperative Scheduled Testing – Loss		\$0.09		1
Cooperative Scheduled Testing – C-Message Noise		\$0.09		1
Cooperative Scheduled Testing – Balance		\$0.35		1
Cooperative Scheduled Testing – Gain Slope		\$0.09		1
Cooperative Scheduled Testing – C-Notched Noise		\$0.09		1
Manual Scheduled Testing – Loss		\$0.17		1
Manual Scheduled Testing – C-Message Noise		\$0.17		1
Manual Scheduled Testing – Balance		\$0.69		1
Manual Scheduled Testing – Gain Slope		\$0.17		1
Manual Scheduled Testing – C-Notched Noise		\$0.17		1
Additional Dispatch			\$88.10	1
Date Change			\$10.83	1
Design Change			\$77.17	1
Expedite Charge			ICB	3
Cancellation Charge			ICB	3
9.21 Channel Regeneration				

**Exhibit A
North Dakota***

	Recurring	Nonrecurring	Notes
DS1 Regeneration	\$2.54	\$500.41	1
DS3 Regeneration	\$7.84	\$1,893.09	1
9.23 UNE Combinations			
9.23.1 UNE - P Line Splitting			
Basic Installation Charge for UNE-P Line Splitting		\$38.20	1
9.23.2 UNE-P Conversion Non-Recurring Charges			
UNE-P POTS, CENTREX, Analog PBX Trunks			
First		\$0.71	1
Each Additional		\$0.14	1
UNE-P PAL Manual			
First		\$16.96	1
Each Additional		\$2.83	1
UNE-P PBX DID Trunks			
First		\$25.89	1
Each Additional		\$3.26	1
UNE-P ISDN BRI			
First		\$27.82	1
Each Additional		\$3.26	1
UNE-P ISDN PRI, DSS per DS1 Facility		\$24.93	1
UNE-P ISDN PRI, DSS - per Trunk			
First		\$25.89	1
Each Additional		\$3.26	1
9.23.3 UNE-P New Connection Non-Recurring Charges			
UNE-P POTS Centrex, Analog PBX Trunks			
First		\$57.85	1
Each Additional		\$16.60	1
UNE-P PAL Manual			
First		\$85.88	1
Each Additional		\$19.29	1
UNE - P PBX DID - per Trunk		\$186.57	1
UNE - P ISDN BRI		\$325.30	1
UNE - P Trunks			
DSS Basic Trunk - In Only, Out Only, or Two Way		\$82.71	1
DSS, ISDN PRI Adv. Trunk - In only w/DID & Hunting, or 2 Way w/DID, Hunting & Answer Sup'v		\$81.85	1
DSS, ISDN PRI Adv. Trunk - Out Only w/Answer Sup'v		\$83.14	1
Complex Translations Digits Outpulsed Change Signaling		14.96	1
DID Complex Translations Signaling Change		\$34.90	1
DID Block Compromise		\$26.34	1
DID Group of 20 Numbers		\$35.04	1
DID Reserve Sequential # Block		26.18	1
DID Reserve Non Sequential TN		24.44	1
DID Trunk Termination		24.58	1
DID NonSequential TN		36.77	1
Facilities for UNE - P DSS, UNE - P ISDN PRI			
DS1 Loop Facility (for Basic Trunk)		#REF!	1
DS1 Loop Facility (for Advanced Trunks)		#REF!	1
DS3 Loop Facility		#REF!	1
UNE - P PRI Configurations			
UNE-P PRI Dedicated PRI 23 + D		\$717.37	1
UNE-P PRI Dedicated PRI 24		\$692.84	1
UNE-P PRI Dedicated PRI 23B + Back-Up D Configuration - 5E		\$691.84	1
9.23.4 UNE - P Qwest DSL			See applicable Qwest retail Tariff, catalog, or price list
9.23.5 UNE-Combination Private Line			
DS0/DS1/DS3./OCN/Integrated T-1 Existing Service		\$34.08	1

**Exhibit A
North Dakota***

		Recurring	Nonrecurring	Notes
9.23.6	Enhanced Extended Loop (EEL)			
	EEL Link / Loop with Multiplexing			
	EEL DSO 2-Wire		\$267.28	1
	EEL DSO 2/4 Wire Each Additional		\$199.17	1
	Loop with MUX DSO 2-Wire		\$239.91	1
	Loop with MUX 2/4 Wire DSO Each Additional		\$156.57	1
	Zone 1	\$13.53		##
	Zone 2	\$22.80		##
	Zone 3	\$51.65		##
	EEL DSO 4-Wire		\$267.28	1
	EEL DSO 2/4 Wire Each Additional		\$199.17	1
	Loop with MUX DSO 2-Wire		\$239.91	1
	Loop with MUX 2/4 Wire DSO Each Additional		\$156.57	1
	Zone 1	\$26.54		##
	Zone 2	\$44.74		##
	Zone 3	\$101.35		##
	EEL DS1		\$327.68	
	EEL DS1 Each Additional		\$244.46	1
	Loop with MUX DS1		\$303.47	1
	Loop with MUX DS1 Each Additional		\$222.19	1
	Zone 1	\$88.63		##
	Zone 2	\$94.39		##
	Zone 3	\$98.60		##
	EEL DS3		\$353.16	
	EEL DS3 Each Additional		\$269.95	1
	Zone 1	\$960.74		##
	Zone 2	\$1,131.65		##
	Zone 3	\$1,226.40		##
9.23.7	EEL C and Loop MUX Conversion		\$40.17	1
		Recurring Fixed	Recurring Per Mile	Nonrecurring
9.23.8	EEL			
	DS0 EEL Transport			
	DS0 0 to 8 Miles	\$28.20	\$0.39	1
	DS0 Over 8 to 25 Miles	\$28.61	\$0.21	1
	DS0 Over 25 to 50 Miles	\$28.66	\$0.17	1
	DS0 Over 50 Miles	\$28.38	\$0.06	1
	DS1			
	DS1 0 to 8 Miles	\$42.03	\$3.84	1
	DS1 Over 8 to 25 Miles	\$42.99	\$3.86	1
	DS1 Over 25 to 50 Miles	\$45.14	\$2.14	1
	DS1 Over 50 Miles	\$43.58	\$0.93	1
	DS3			
	DS3 0 to 8 Miles	\$275.29	\$64.92	1
	DS3 Over 8 to 25 Miles	\$279.23	\$21.28	1
	DS3 Over 25 to 50 Miles	\$258.29	\$25.57	1
	DS3 Over 50 Miles	\$271.86	\$17.62	1
	OC-3			
	OC-3 0 to 8 Miles	\$887.62	\$228.43	1
	OC-3 Over 8 to 25 Miles	\$893.94	\$76.13	1
	OC-3 Over 25 to 50 Miles	\$859.18	\$94.80	1
	OC-3 Over 50 Miles	\$881.23	\$65.82	1
	OC-12			
	OC-12 0 to 8 Miles	\$2,476.04	\$97.41	1
	OC-12 Over 8 to 25 Miles	\$2,476.04	\$105.36	1
	OC-12 Over 25 to 50 Miles	\$2,476.04	\$111.33	1
	OC-12 Over 50 Miles	\$2,476.04	\$131.93	1
	OC-48			
	OC-48 0 to 8 Miles	\$8,166.93	\$324.68	1

**Exhibit A
North Dakota***

		Recurring	Nonrecurring	Notes
17.0 Bona Fide Request Process				
17.1 Processing Fee			\$2,510.29	1

NOTES:

* Unless otherwise indicated, all rates are pursuant to the U S WEST and AT&T Interconnection Agreement approved by the North Dakota Public Utilities Commission in Docket Number PU-453-96-497, effective June 23, 1997.

Denotes voluntary rate reduction.

Additional reduction required to voluntarily reduce rates to reflect the fact that certain sold exchanges had not been removed from the FCC Synthesis Model results.

[1] Rates not addressed in AT&T Arbitration. (TELRIC)

[2] Market-based rates.

[3] ICB, Individual Case Basis pricing.

[13] Qwest will not charge for this element until the Commission has an opportunity to review and approve a rate in a cost proceeding.

**EXHIBIT B
SERVICE INTERVAL TABLES**

1.0 Unbundled Loops, Line Sharing and Line Splitting Service Interval Table:

(a) Established Service Intervals 2/4 Wire Analog (Voice Grade):

a)	1-8 lines	Five (5) business days
b)	9-16 lines	Six (6) business days
c)	17-24 lines	Seven (7) business days
d)	25 or more	ICB

(b) Established Service Intervals for 2/4 Wire Non-Loaded Loops, and ADSL Compatible Loops that do not require conditioning:

a)	1-8 lines	Five (5) business days
b)	9-16 lines	Six (6) business days
c)	17-24 lines	Seven (7) business days
d)	25 or more	ICB

(c) Established Service Intervals for xDSL-I/ BRI ISDN Capable Loops that do not require conditioning:

a)	1-8 lines	Five (5) business days
b)	9-16 lines	Six (6) business days
c)	17-24 lines	Seven (7) business days
d)	25 or more	ICB

(d) Established Service Intervals for existing DS-1 Capable Loops, DS1 Capable Feeder Loop:

a)	1 – 24 lines	Nine (9) business days
b)	25 or More	ICB

(e) Established Service Intervals for existing DS3 Capable Loops:

a)	1-3 lines	Seven (7) business days
b)	4 or more	ICB

(f) Established Service Intervals for Line Sharing and Line Splitting that do not require conditioning:

a)	1-24 lines	Three (3) business days
d)	25 or More	Three (3) business days

(g) Conditioned Loops for 2/4 Wire Non-Loaded Loops, ADSL Compatible, Basic Rate ISDN Capable, xDSL-I Capable Loops, Line Sharing and Line Splitting:

a)	1-8 lines	Fifteen (15) business days
b)	9 or more	ICB

(h) Established Repair Intervals for Basic 2-wire Analog Loops, Line Sharing, Line Splitting, and Shared Distribution Loop:

Twenty-four (24) hours OSS

**EXHIBIT B
SERVICE INTERVAL TABLES**

Forty-eight (48) hours AS

(i) Established Repair Intervals for 4-wire Analog Loops, 2/4 Wire Non-Loaded Loops, Basic Rate ISDN Capable Loops, and ADSL Compatible Loops, xDSL-I Capable Loops, DS1 Capable Loops, DS3 Capable Loops, and Ocn Capable Loops:

Four (4) hours

(j) Quick Loop

a) 1 to 24 Lines	Three (3) business days
b) 25 or more Lines	ICB

Quick Loop with Number Portability

a) 1 to 8 Lines	Three (3) business days
b) 9 to 24 Lines	Four (4) business days
c) 25 or more Lines	ICB

(k) OCn Loop

1 or more Lines	ICB
-----------------	-----

(l) Shared Distribution Loop

1 or more Lines	Five (5) business days
-----------------	------------------------

(M) Established Service Intervals for 2/4 wire Distribution and Non-loaded Distribution Loop

1 or more Lines	Two (2) business days or Appointment Scheduler
-----------------	--

**EXHIBIT B
SERVICE INTERVAL TABLES**

2.0 Unbundled Dedicated Interoffice Transport (UDIT) Service Interval Table:

Product	Services Ordered	Installation Commitments	Repair Commitments
UDIT, EUDIT, UCCRE			
DS0	1 to 8	Zone 1: Five (5) business days Zone 2: Six (6) business days	Four (4) hrs. Zone 1 Four (4) hrs. Zone 2
	9 to 16	Zone 1: Six (6) business days Zone 2: Seven (7) business days	Four (4) hrs. Zone 1 Four (4) hrs. Zone 2
	17 to 24	Zone 1: Seven (7) business days Zone 2: Eight (8) business days	Four (4) hrs. Zone 1 Four (4) hrs. Zone 2
	25 or more	ICB	ICB
DS1	1 to 8	Zone 1: Five (5) business days Zone 2: Eight (8) business days	Four (4) hrs. Zone 1 Four (4) hrs. Zone 2
	9 to 16	Zone 1: Six (6) business days Zone 2: Nine (9) business days	Four (4) hrs. Zone 1 Four (4) hrs. Zone 2
	17 to 24	Zone 1: Seven (7) business days Zone 2: Ten (10) business days	Four (4) hrs. Zone 1 Four (4) hrs. Zone 2
	25 or more	ICB	Four (4) hrs
DS3	1 to 3 Circuits	Zone 1: Seven (7) business days Zone 2: Nine (9) business days	Four (4) hrs. Zone 1 Four (4) hrs. Zone 2
	4 or more Circuits	ICB	Four (4) hrs
OC3 and Higher	1 or more Circuits	ICB	Four (4) hrs

**EXHIBIT B
SERVICE INTERVAL TABLES**

3.0 Unbundled Local Switching Service Interval Table:

Product	Services Ordered	Installation Commitments	Repair Commitments
Unbundled Switching			
Unbundled Switching – Line Side Analog With Line Class Code (LCC) already supported in requested switch.	1 to 8	Zone 1: Five (5) business days Zone 2: Six (6) business days	Twenty-four (24) hrs. Zone 1 Twenty-four (24) hrs. Zone 2
	9 to 16	Zone 1: Six (6) business days Zone 2: Seven (7) business days	Twenty-four (24) hrs. Zone 1 Twenty-four (24) hrs. Zone 2
	17 to 24	Zone 1: Seven (7) business days Zone 2: Eight (8) business days	Twenty-four (24) hrs. Zone 1 Twenty-four (24) hrs. Zone 2
	25 or more	ICB	Twenty-four (24) hrs.
Unbundled Switching – Line Side Analog – Existing – Vertical Feature(s) (Features change without inward line activity and not impacting the design of the circuit.)	1 to 19	Two (2) business days	Twenty-four (24) hrs. OOS Forty-eight (48) hrs. AS
	20 to 39	Four (4) business days	Twenty-four (24) hrs. OOS Forty-eight (48) hrs. AS
	40 or more	ICB	Twenty-four (24) hrs. OOS Forty-eight (48) hrs. AS
Unbundled Switching – New Line Class Code (LCC) ordered through customized routing		ICB	Twenty-four (24) hrs.
Unbundled Switching – BRI-ISDN Line-side Port. With a Q WEST standard configuration and Line Class Code (LCC) already supported in the requested switch	1 to 4 Lines	Zone 1: Seven (7) business days Zone 2: ICB	Twenty-four (24) hrs. Zone 1 Twenty-four (24) hrs. Zone 2
	5 or more	ICB	Twenty-four (24) hrs.
Unbundled Switching – BRI-ISDN Line-side Port. With non-standard configuration and Line Class Code (LCC) already supported in the requested switch	1 to 4 Lines	Zone 1: Seventeen (17) business days (includes 10 days for complex translations.) Zone 2: ICB	Twenty-four (24) hrs. Zone 1 Twenty-four (24) hrs. Zone 2

**EXHIBIT B
SERVICE INTERVAL TABLES**

	5 or more	ICB	Twenty-four (24) hrs.
Unbundled Switching – DS1 Trunk Port	1 to 8 Ports	Zone 1: Five (5) business days	Twenty-four (24) hrs. Zone 1
		Zone 2: Six (6) business days	Twenty-four (24) hrs. Zone 2
	9 to 16 Ports	Zone 1: Six (6) business days	Twenty-four (24) hrs. Zone 1
		Zone 2: Seven (7) business days	Twenty-four (24) hrs. Zone 2
	17 to 24 Ports	Zone 1: Seven (7) business days	Twenty-four (24) hrs. Zone 1
Zone 2: Eight (8) business days		Twenty-four (24) hrs. Zone 2	
25 or more Ports	ICB	Twenty-four (24) hrs.	
Unbundled Switching – Message Trunk Groups <ul style="list-style-type: none"> • Translation questionnaire required • Routing to trunks is ordered separately as Customized Routing • DS1 trunk port & UDIT in place. 	Zone 1: 1 to 24	Seven (7) business days	Twenty-four (24) hrs.
	25 to 48	Eight (8) business days	Twenty-four (24) hrs.
	49 to 72	Ten (10) business days	Twenty-four (24) hrs.
	73 to 96	Twelve (12) business days	Twenty-four (24) hrs.
	97 to 120	Fourteen (14) business days	Twenty-four (24) hrs.
	121 to 144	Fifteen (15) business days	Twenty-four (24) hrs.
	145 to 168	Sixteen (16) business days	Twenty-four (24) hrs.
	169 to 240	Eighteen (18) business days	Twenty-four (24) hrs.
	241 or more	ICB	Twenty-four (24) hrs.
	Zone 2: 1 to 24	Eighteen (18) business days	Twenty-four (24) hrs.
	25 to 72	Nineteen (19) business days	Twenty-four (24) hrs.
	73 to 120	Twenty (20) business days	Twenty-four (24) hrs.
	121 or more	ICB	Twenty-four (24) hrs.

**EXHIBIT B
SERVICE INTERVAL TABLES**

Unbundled Switching – Two Way and DID Equivalent Group (add/change/increase) DS1 trunk port in place	1 to 8 Trunks	Zone 1: Five (5) business days Zone 2: Six (6) business days	Twenty-four (24) hrs. Zone 1 Twenty-four (24) hrs. Zone 2
	9 to 16 Trunks	Zone 1: Six (6) business days Zone 2: Seven (7) business days	Twenty-four (24) hrs. Zone 1 Twenty-four (24) hrs. Zone 2
	17 to 24 Trunks	Zone 1: Seven (7) business days Zone 2: Eight (8) business days	Twenty-four (24) hrs. Zone 1 Twenty-four (24) hrs. Zone 2
	25 or more Trunks	ICB	Twenty-four (24) hrs.
Unbundled Switching – PRI-ISDN Capable Trunk-Side DS1 Trunk port in place	1 to 8	Zone 1: Five (5) business days Zone 2: Six (6) business days	4 hrs. Zone 1 4 hrs. Zone 2
	9 to 16	Zone 1: Six (6) business days Zone 2: Seven (7) business days	4 hrs. Zone 1 4 hrs. Zone 2
	17 to 24	Zone 1: Seven (7) business days Zone 2: Eight (8) business days	Four (4) hrs. Zone 1 Four (4) hrs. Zone 2
	25 or more	ICB	Four (4) hrs.
Unbundled Packet Switching	<ul style="list-style-type: none"> • Design changes – 8 Business days • Non-design changes – 5 Business days • Service changes – 5 Business days 	New service request – 10 Business days	Twenty-four (24) hrs

**EXHIBIT B
SERVICE INTERVAL TABLES**

4.0 Unbundled Dark Fiber Interval Table:

Installation Guidelines apply where facilities/network capacity is in place, on Qwest-owned, in region facilities. Where non-Qwest locations are involved, intervals are handled on an Individual Case Basis – (ICB).

Product	Activity/ Features	Services Ordered	FOC Guidelines	Installation Guidelines	Repair Guidelines
Dark Fiber					
Initial Records Inquiry (IRI) (simple & complex)			N/A	Ten (10) business days	N/A
Field Verification And Quote Preparation (FVQP)			N/A	Twenty (20) business days	N/A
Provisioning (non- FVQP requests)			N/A	Twenty (20) business days	

**EXHIBIT B
SERVICE INTERVAL TABLES**

5.0 Unbundled Network Elements Platform (UNE-P) Service Interval Table:

For UNE-P POTS, Saturday due dates are available under the following circumstances:

The Saturday Desired Due Date (DDD) must be at least the standard interval.

For dispatched orders, a Saturday appointment must be available and reserved in Appointment Scheduler.

For UNE-P POTS non-dispatched orders, Saturday is counted as part of the standard installation interval, even if a Saturday due date is not desired. For example: when the standard interval is 2 (two) business days, an LSR submitted on a Friday morning may have a due date as early as the following Monday.

Product	Services Ordered	Installation Commitments	Repair Commitments
UNE-P POTS New Installs, Address Changes, or Change Requests adding new lines. Facility Check indicates "AVAILABLE (SDT)" and DISPATCH "NO"		Three (3) business days	Twenty-four (24) hrs OOS Forty-eight (48) hrs AS
Addition, removal, or change of CO Features, PIC/LPIC change, number changes without inward line activity, or hunting changes without inward line activity		Three (3) Business Days	Twenty-four (24) hrs OOS Forty-eight (48) hrs AS
UNE-P POTS Suspend/Restore Deny/Restore	Customers with service placed on "vacation"	Next Business Day (includes Saturday)	Twenty-four (24) hrs OOS 48 hrs AS
	Treatment for Non-payment issues	Same Business Day if request received before noon MT, otherwise next business day (includes Saturday)	Twenty-four (24) hrs OOS Forty-eight (48) hrs AS
UNE-P POTS New Installs, Address Changes, Changes with inward line activity Facility Check indicates "AVAILABLE DISP. REQ" and DISPATCH "YES"		Next available due date as indicated by Appointment Scheduler Note: Appointment Scheduler minimum default interval is 3 (Three) Business Days.	Twenty-four (24) hrs OOS Forty-eight (48) hrs AS
UNE-P POTS Directory Listings Changes – • Simple (Non-complex) Listings - Simple Straight Line and/or		Same business day	

**EXHIBIT B
SERVICE INTERVAL TABLES**

Product	Services Ordered	Installation Commitments	Repair Commitments
Straight-Line Under (SLU) Listings			
Conversion as Specified Retail, Resale, or UNE-P POTS to UNE-P POTS		Depends on changes requested. For instance, addition of another line would follow New Installs guidelines.	Twenty-four (24) hrs OOS Forty-eight (48) hrs AS
Conversions to UNE-P POTS- UNE-P POTS to UNE-P POTS - Conversion as Is	1 to 39 Lines	Same Business Day if received before noon MT, or Next Business Day if received later than noon MT.	Twenty-four (24) hrs OOS Forty-eight (48) hrs AS
UNE-P Line Splitting – UNE-P POTS to UNE-P POTS with Line Splitting - Conversion As Specified		3 business days	24 hrs OOS Forty-eight (48) hrs AS
UNE-P Line Splitting – POTS Residence or POTS Business with Line Sharing to UNE-P POTS with Line Splitting - Conversion as Specified		3 BUSINESS DAYS	
UNE-P PBX New Install,	1 to 8 Trunks	Zone 1: Five (5) Business Days Zone 2: Six (6) business days	Four (4) hrs
Conversion As Specified,	9 to 16 Trunks	Zone 1; Six (6) business days Zone 2: Seven (7) business days	Four (4) hrs
Changes (ex. PIC/LPIC or feature changes, etc.), and	17 to 24 Trunks	Zone 1: Seven (7) business days ZONE 2: EIGHT (8) BUSINESS DAYS	Four (4) hrs
Suspend/Restore	25 or more Trunks	ICB	Four (4) hrs
		business days	
		business days	
		business days	
UNE-P DSS T1 Facility Installation	1 to 3 Facilities	Nine (9) business days	Four (4) hrs
	4 to 6 Facilities	Twelve (12) business days	Four (4) hrs
	7 to 9 Facilities	Thirteen (13) business days	Four (4) hrs
	10 to 12 Facilities	Seventeen (17) business days	Four (4) hrs

**EXHIBIT B
SERVICE INTERVAL TABLES**

Product	Services Ordered	Installation Commitments	Repair Commitments
UNE-P DSS Trunk Installation when ordered with new T1 Facility (Note: The number of facilities ordered drives the due dates for both facilities and trunks.	1 to 3 Facilities	Twelve (12) business days	Four (4) hrs
	4 to 6 Facilities	Sixteen (16) business days	Four (4) hrs
	7 to 9 Facilities	Twenty (20) business days	Four (4) hrs
	10 to 12 Facilities	Twenty four (24) business days	Four (4) hrs
Conversions to UNE-P DSS-As Is		Five (5) business Days	Four (4) hrs
		See intervals for type of change requested	Four (4) hrs
Conversion As Specified			
UNE-P DSS- Add/Change Trunks on existing facilities	1 to 8 Trunks	Five (5) business Days	Four (4) hrs
	9 to 16 Trunks	Six (6) business days	Four (4) hrs
	17 to 24 Trunks	Seven (7) business days	Four (4) hrs
	Each Additional 8 Trunks	One (1) business Day for each	Four (4) hrs
UNE-P ISDN BRI .New Installs, Address Changes, Change to add Loop (N2Q)	1 to 10 Loops	Thirteen (13) business days	Twenty-four (24) hrs
	11 or more Loops	ICB	Twenty-four (24) hrs
UNE-P ISDN BRI Add or Change Feature(s), Add Primary Directory Number (PDN) to established Loop (N2Q), Add Call Appearance	1 to 10 Loops	Three (3) business days	Twenty-four (24) hrs
	11 or more Loops	ICB	Twenty-four (24) hrs
Conversion to UNE-P ISDN BRI- Conversion As Is	1 to 10 Loops	Three (3) business days	Twenty-four (24) hrs
	11 or more Loops	ICB	Twenty-four (24) hrs
Conversion to UNE-P ISDN BRI- Conversion As Specified	1 to 10 Loops	Three (3) business days if a Loop is not involved (or) Thirteen (13) business days if a Loop is added or changed	Twenty-four (24) hrs
	11 or more Loops	ICB	Twenty-four (24) hrs
UNE-P ISDN PRI 'New'-	1 to 3	Nine (9) business days	Four (4) hrs

**EXHIBIT B
SERVICE INTERVAL TABLES**

Product	Services Ordered	Installation Commitments	Repair Commitments
New Facility and Associated Trunks (With this activity, the number of facilities ordered drives the due dates for both facilities and trunks. See table below.)	4 to 6 7 to 9 10 to 12 Over 12	Twelve (12) business days Thirteen (13) business Seventeen (17) business Add 4 business days for each additional 3 facilities (13-16=21 days, 17-20=25 days, etc.)	Four (4) hrs
UNE-P ISDN PRI 'New'- Trunks	1 to 3 Trunks	Twelve (12) business days	Four (4) hrs
	4 to 6 Trunks	Sixteen (16) business days	Four (4) hrs
	7 to 9 Trunks	Twenty (20) business days	Four (4) hrs
	10 to 12 Trunks	Twenty-four (24) business days	Four (4) hrs
	13 or more Trunks	Facility due date plus 5 days	Four (4) hrs

**EXHIBIT B
SERVICE INTERVAL TABLES**

Product	Services Ordered	Installation Commitments	Repair Commitments
Conversion to UNE-P ISDN PRI- As Specified		See intervals for type of change requested	Four (4) hrs
	As Is	Five (5) business days	Four (4) hrs
UNE-P ISDN PRI- Add/Change Trunks on Existing Facility	1 to 8	Five (5) business days business days	Four (4) hrs
	9 to 16	Six (6) business days	Four (4) hrs
	17 to 24	Seven (7) business days	Four (4) hrs
	Over 25	ICB	Four (4) hrs
UNE-P Centrex 21 - Non Designed- Conversions as Specified		Five (5) business days	Twenty-four (24) hrs OOS Forty-eight (48) hrs AS
UNE-P Centrex 21 - Non Designed- New Installations, Address Changes, and Change Requests adding new lines	[Facility check indicates "Available Dispatch Required" and Dispatch "Yes".]	Next available due date as indicated by Appointment Scheduler Note: Appointment Scheduler minimum default interval is 3 (Three) business days.	Twenty-four (24) hrs OOS Forty-eight (48) hrs AS
UNE-P Centrex Plus / UNE-P Centron [Centron is MN only] Common Block Configuration Required - Establish Common Block	1 to 21 Lines - No Optional Features	Twenty (20) business days	Twenty-four (24) hrs OOS Forty-eight (48) hrs AS
	1 to 21 Lines - w/ Optional Features (i.e., ARS, DFIs, SMDR, UCD, etc.)	ICB	Twenty-four (24) hrs OOS Forty-eight (48) hrs AS
	22 or more Lines with or without Optional Features	ICB	Twenty-four (24) hrs OOS Forty-eight (48) hrs AS
UNE-P Centrex Plus / UNE-P Centron [Centron is MN only] Common Block Configuration Required - Feature Additions requiring Common Block activity per Common Block	1 to 10 Lines	Twenty (20) business days	Twenty-four (24) hrs OOS Forty-eight (48) hrs AS
	11 or more Lines	ICB	Twenty-four (24) hrs OOS Forty-eight (48) hrs AS

**EXHIBIT B
SERVICE INTERVAL TABLES**

Product	Services Ordered	Installation Commitments	Repair Commitments
UNE-P Centrex Plus / UNE-P Centron [Centron is MN only] Common Block Configuration Required - Line Class Codes (LCCs)/ CAT/NCOS/DPAT additions/changes requiring Common Block work.	Per Common Block (must be existing Line Class Codes(LCCs)/ CAT/NCOS/DPAT)	Five (5) business days	Twenty-four (24) hrs OOS Forty-eight (48) hrs AS
	If new LCC/CAT/NCOS or DPAT	Twenty (20) business days	Twenty-four (24) hrs OOS Forty-eight (48) hrs AS
UNE-P Centrex Plus / UNE-P Centron [Centron is MN only] Common Block Configuration Required - Centrex Management System (CMS)	New Common Blocks & Cust ID's (lines installed at the same time the Common Block is installed)	Twenty (20) business days (after the initial Common Block & associated lines are installed)	N/A
UNE-P Centrex Plus / UNE-P Centron [Centron is MN only] Common Block Configuration Required - Designed Services subsequent to initial Common Block installation	Tie Lines/DFI/FX	Thirteen (13) business days (may be longer due to facility due date requirements)	Twenty-four (24) hrs OOS Forty-eight (48) hrs AS
UNE-P Centrex Plus / UNE-P Centron [Centron is MN only] No Common Block Configuration Required - Centrex Management System (CMS) Network Access Registers (NARs)	Additional/New Station Lines to be added to CMS	Five (5) business days after line is installed	N/A
	Additions	Five (5) business days	N/A
	Change from Non Blocked to Blocked Service	ICB	N/A

**EXHIBIT B
SERVICE INTERVAL TABLES**

Product	Services Ordered	Installation Commitments	Repair Commitments
UNE-P Centrex Plus / UNE-P Centron [Centron is MN only] No Common Block Configuration Required - Station Lines (subsequent to the establishment of the Common Block) Includes: Conversions New Lines Moves NOTE: On conversions, numbers are "chipped" into the Common Block at the time of installation.	1 to 10 Lines per location	Five (5) business days or Next available due date thereafter as indicated by Appointment Scheduler.	Twenty-four (24) hrs OOS Forty-eight (48) hrs AS
	11 to 20 Lines per location	Ten (10) business days or Next available due date thereafter as indicated by Appointment Scheduler.	Twenty-four (24) hrs OOS Forty-eight (48) hrs AS
	21 or more Lines per location	ICB	Twenty-four (24) hrs OOS Forty-eight (48) hrs AS
UNE-P Centrex Plus / UNE-P Centron [Centron is MN only] No Common Block Configuration Required Line Feature changes/additions/Removals	1 to 19 Lines	Three (3) business days	Twenty-four (24) hrs OOS Forty-eight (48) hrs AS
	20 or more Lines	ICB	Twenty-four (24) hrs OOS Forty-eight (48) hrs AS
UNE-P Centrex Plus / UNE-P Centron [Centron is MN only] No Common Block Configuration Required Designed Services subsequent to initial Common Block installation	Tie Lines/DFI/FX	Thirteen (13) business days (may be longer due to facility due date requirements)	Twenty-four (24) hrs OOS Forty-eight (48) hrs AS
UNE-P Centrex Plus / UNE-P Centron [Centron is MN only] No Common Block Configuration Required Automatic Route Selection (ARS)	Subsequent to Common Block Installation	Twenty (20) business days (may be longer if the activation of ARS is tied to a Private Line facility installation)	Twenty-four (24) hrs OOS Forty-eight (48) hrs AS
	Changes to Patterns: 1 to 25 changes 26 to 50 changes 51 or more changes	business days: Five (5) days Ten (10) days Twenty (20) days	Twenty-four (24) hrs OOS Forty-eight (48) hrs AS
	Adding new Patterns	Twenty (20) business days	Twenty-four (24) hrs OOS Forty-eight (48) hrs AS

**EXHIBIT B
SERVICE INTERVAL TABLES**

Product	Services Ordered	Installation Commitments	Repair Commitments
UNE-P Centrex Plus / UNE-P Centron [Centron is MN only] No Common Block Configuration Required Uniform Call Distribution (UCD)	Per Request	Thirteen (13) business days	Twenty-four (24) hrs OOS Forty-eight (48) hrs AS
UNE-P Centrex Plus / UNE-P Centron [Centron is MN only] No Common Block Configuration Required Additional Numbers subsequent to initial Common Block installation NOTE: Additional numbers are "chipped" into the Common Block at the time of request.	Blocks (No limit on amount of numbers.)	Five (5) business days	N/A

**EXHIBIT B
SERVICE INTERVAL TABLES**

6.0 Enhanced Extended Loop Service Interval Table (EEL):

Product	Services Ordered	Installation Commitments	Repair Commitments
Enhanced Extended Loop (EEL)- DS0 or Voice Grade Equivalent	1 to 8	Zone 1: Five (5) business days Zone 2: Six (6) business days	Four (4) hrs Zone 1 Four (4) hrs Zone 2
	9 to 16	Zone 1: Six (6) business days Zone 2: Seven (7) business days	Four (4) hrs Zone 1 Four (4) hrs Zone 2
	17 to 24	Zone 1: Seven (7) business days Zone 2: Eight (8) business days	Four (4) hrs Zone 1 Four (4) hrs Zone 2
	25 or more	ICB	Four (4) hrs
Enhanced Extended Loop (EEL) – DS1	1 to 8	Zone 1: Five (5) business days Zone 2: Eight (8) business days	Four (4) hrs Zone 1 Four (4) hrs Zone 2
	9 to 16	Zone 1: Six (6) business days Zone 2: Nine (9) business days	Four (4) hrs Zone 1 Four (4) hrs Zone 2
	17 to 24	Zone 1: Seven (7) business days Zone 2: Ten (10) business days	Four (4) hrs Zone 1 Four (4) hrs Zone 2
	25 or more	ICB	Four (4) hrs
Enhanced Extended Loop (EEL) – DS3	1 to 3 Circuits	Zone 1: Seven (7) business days Zone 2: Nine (9) business days	Four (4) hrs Zone 1 Four (4) hrs Zone 2
	4 or more Circuits	ICB	Four (4) hrs
Enhanced Extended Loop Conversions (EEL-C) – Private Line (PLTS) - Conversion as is		ICB	Twenty-four (24) hrs OOS Forty-eight (48) hrs AS

* Installation Guidelines apply where facilities/network capacity is in place. Where facilities/network capacity are not in place, intervals are handled on an Individual Case Basis (ICB).

EXHIBIT C**VERTICAL SWITCH FEATURES FOR UNE-SWITCHING**

USOC for feature	Feature Description
3CW	Call Transfer – Trunk Side
53W	Open Switch Interval Protection
69B1X	Call Forwarding - Busy Line
69D	Call Pick-up Directed
69H	Call Forwarding - Don't Answer
69J	Call Forwarding - Busy Line
6APPK	Call Hold
6MD	Barge-In
6SY	Call Waiting Terminating
6SZ	Call Waiting Originating
9FK	Secretarial Listing
A6PPK	Additional Primary Directory Number, Per PDN
A6QPN	Additional Secondary Directory Number*
ACS	Additional Call Appearances, Per Appearance
AR5	ARS Patterns Per Facility Terminating In Patterns
ARS-B	Automatic Route Selection, Common Equip
AS9	Additional Shared Call Appearance, Per Appearance
AYK	Class Anonymous Call Rejection
B2DPK	Automatic Dial
BOV	Executive Busy Override
C4Z	Call Park
CLT	Additional Directory Listing
CMD	Customer Dialed Account Recording
CTP	Call Transfer - All Calls
CV9	Call Forwarding – Variable
CXT	Remote Access Service
D06	Secondary DN
D08	Multiple Shared Call Appearances Of A DN
DAL	Foreign Listing
DHA	Distinctive Alert
DMA	Directed Call Pick-up - Per Line, Barge-In
DO6	Secondary Directory Number
DO8	Shared Directory Number
DPB	Directed Call Pick-up - Per System
E1N	Intracall
E3D	Speed Call
E3F	Speed Calling – 30 Per Line Accessing List
E3P	Call Pick-up
E3PPK	Call Pick-up
E62	Call Waiting Dial Originating
E6D	Directed Call Pick-up - Per Line, Non Barge-In
E6G	Call Forwarding – Busy Restricted
E6GUR	Call Forwarding – Busy Unrestricted

EXHIBIT C

VERTICAL SWITCH FEATURES FOR UNE-SWITCHING

USOC for feature	Feature Description
E6N	Call Waiting – Intragroup, Per Line Equipped
E8C	Speed Calling 8#
E9G	Call Forwarding - Don't Answer Restricted
E9GUR	Call Forwarding - Don't Answer Unrestricted
EAB	Call Hold
EAT	Call Forwarding - Variable
EBR	Attendant Camp-On And Indication Of Camp-On
EGR	Group Use Service
EH6	Multiline Hunt Group - Circular Hunt
EH8	Multiline Hunt Group - Preferential List Hunt - First Line – Equipped
EH9	Multiline Hunt Group - Preferential List Hunt Additional Line – Equipped
EO3	Call Transfer
ERB	Call Forward Busy - Cust Activate
ERD	Call Forward Don't Answer - Cust Activate
ESC	3-Way
ESH	Convenience Dialing - Shared User
ESHT3	Speed Calling - 30 Per List
ESHT6	Speed Calling - 6 Per List
ESM	Call Forward Variable
EST	Speed Calling - 6 Per Line Accessing List
ESX	Call Waiting
ESZ	Call Waiting – Originating
ETD	Call Diversion
ETG	Call Restriction
ETQPB/BLF	Direct Station Selection/Busy Lamp Field
ETQPB/GIC	Group Intercom All Calls
ETQPB/MWI	Message Center Bus Set
EVB	Call Forward Busy – Programmed
EVBHG	Call Forward Busy - Per Hunt Group
EVD	Call Forward Don't Answer – Programmed
EVDHG	Call Forward Don't Answer - Per Hunt Group
EVF	Call Forward Busy Line Don't Answer, Forward To Outside Number
EVFHG	Call Forward Busy Line Don't Answer, Forward To Outside Number, Per Hunt Group
EVK	Call Forward Busy Line Don't Answer, Overflow
EVKHG	Call Forward Busy Line Don't Answer, Overflow, Per Hunt Group
EVO	Call Forward Busy Line, Overflow
EVOHG	Call Forward Busy Line, Overflow - Per Hunt Group
EY3PS	Network Speed Call

EXHIBIT C

VERTICAL SWITCH FEATURES FOR UNE-SWITCHING

USOC for feature	Feature Description
FAL	Additional Listing In Another Directory
FBJ	Call Forward, Busy Line – Expanded
FBJHG	Call Forward, Busy Line – Expanded - Per Hunt Group
FCU/FCY	Call Forwarding-Programmable
FDJ	Call Forward, Don't Answer – Expanded
FDJHG	Call Forward, Don't Answer – Expanded - Per Hunt Group
FGDPN	Secondary Directory Number, Per SDN
FID LNR after line USOC	Last Number Redial
FID MSB after line USOC	Make Set Busy
FID NDT after line USOC	Data Call Protection
FID PRK after line USOC	Call Park
FKAPN	Continuous Redial, Per PDN
FKDPN	Last Call Return, Per PDN
FKEPN	Selective Call Forwarding, Per PDN
FKQPN	Call Rejection, Per PDN
FNA	Alternate Call Listing
FOQ	Call Forwarding Without Call Completion
FVJ	Call Forwarding Busy Line/Don't Answer Interoffice
FVJHG	Call Forwarding Busy Line/Don't Answer Interoffice - Per Hunt Group
G5BPN	X.25 Reverse Charge Acceptance, Per Number
GFDPN	Packet Switched Data Including One X.25 Logical Channel
GSVPK	X.25 Throughput Class Negotiation
GVJ	Speed Calling - 1 & 2 Digit List
GVT	6-Way
GVV	Speed Calling - 1 & 2 Digit List
GVZ	Speed Calling - 1 & 2 Digit List
GXEPN	X.25 Fast Select Acceptance, Per Number
GXGPK	X.25 Flow Control Parameter Negotiation
H6U	Hunting – UCD - Data
H6UPG	Hunting – UCD - Data - Per Group
HBS	Last Call Return Block
HCKPG	Circular Hunting - Per Group
HDT	Hunting - Circular – Data
HDTPG	Hunting - Circular - Data - Per Group
HLA	Hot Line
HSHP	Preferential Hunting
HSO	Series Completion Per Each TN Hunted To
HTG	Hunting Feature
HX2	Call Waiting Terminating
JUL	Joint User Listing
KX9	Toll Restriction
LBN	Caller Id LIDB Listing

EXHIBIT C

VERTICAL SWITCH FEATURES FOR UNE-SWITCHING

USOC for feature	Feature Description
M1W	Message Waiting Indicator Audible/Visible
MAZ	Analog Call Appearance
MGN	Audible Message Waiting Service
MJJPk	Conference Calling Meet Me
MO9PK	Conference Calling Preset
MUMHT	Centrex Billing; Network Access Register Sharing Capability
MV5	Visual Message Waiting Service
N13	Call Transfer/Three Way
N2D	Hunting - Sequential - Data
N2DPG	Hunting - Sequential - Data - Per Group
N3CPB	Non-Standard Configuration Group, Per Button
NAE	Shared Call Appearance, Per Appearance
NBWPn	Message Waiting Indication, Per PDN
NC8PN	Priority Call, Per PDN
NCE	Class Selective Call Forwarding
NDD	Caller ID Blocking-All Calls, Per PDN
NDK	Automatic Identified Outward Dialing
NF4VC	Calling Number Id Feature Package
NF4VF	Flexible Calling Feature Package
NGQ	Did Sequential Number Block
NGS	20 Sequential DID Numbers
NHGPG	Key Short Hunt, Per Group
NHGPN	Key Short Hunt, Per Number
NHN	Each DID Number
NHNRN	Each DID Reserved
NJEPN	Call Forwarding Variable-All Calls-Voice, Per DN
NJGPN	Call Forwarding Busy Line-All Calls-Voice, Per DN
NJKPN	Call Forwarding Don't Answer-All Calls-Voice, Per DN
NKM	Class Calling Number Delivery Blocking
NKM	Caller-ID Block Per Line
NLT	Non-Listed Service
NM1PP	Isdn Calling Name Delivery
NMCPN	Call Name Id, Per Number
NN8PK	Speed Calling (8), Per Terminal
NNK	CLASS Name /#
NPU	Non-Published Service
NQ1PN	Call Exclusion, Per DN
NQ2PN	Call Forwarding Busy Line For Circuit-Switched Data
NQMPN	Call Forwarding Don't Answer For Circuit-Switched Data
NRCJ1	Call Forwarding - Outside
NRCJ6	Call Waiting – Intragroup, Per System
NSD	Caller Identification Number
NSH	Alternate Listing

EXHIBIT C
VERTICAL SWITCH FEATURES FOR UNE-SWITCHING

USOC for feature	Feature Description
NSK	Class Priority Call
NSQ	Class Last Call Return
NSS	Class Continuous Redial
NSW	No Solicitation Calls Directory Listing
NSY	Class Selective Call Rejection
NTU	Night Service (Trunk Answer Any Station)
NU4PN	Call Forwarding Variable-All Calls For Circuit Switched Data
NW9AL	Additional X.25 Logical Channel, Per Logical Channel
NWT	Flexible Calling Feature Package
NXJPK	Speed Calling (30), Per Terminal
NZ6PK	Six Way Conference, Per Terminal
NZHPN	Call Pick-up, Per Number
NZQ	Hunting – Sequential
NZQPG	Hunting – Sequential - Per Group
NZS	Hunting – Circular
NZSPG	Hunting – Circular - Per Group
NZT	Hunting – UCD
NZTPG	Hunting – UCD - Per Group
NZVPG	Intercom, Per Group
OBK5X	Optional Calling Plans*
OTQ	Outgoing Trunk Queuing
PLC	Code Calling
PLS	Advanced Private Line Termination
RBVXC	International Toll Block
RD7PN	Redirecting Number Delivery, Per Number
REAGF	Block Compromise Charge-Removal Of A TN From A Sequential Number Block
REAGG	Block Compromise Charge-Temporary Removal Of A TN From A Sequential Number Block
REAGM	Changing Number Of Digits Outpulsed, Per Change
REAGN	Changing Signaling, Per Change
RGE	Automatic Callback
RGG1A	Custom Ringing
RGG1B	Custom Ringing
RGG1C	Custom Ringing
RGG2A	Custom Ringing
RGG2B	Custom Ringing
RGG2C	Custom Ringing
RGG3A	Custom Ringing
RGG3B	Custom Ringing
RGG3C	Custom Ringing
RN4PP	Isdn Redirecting Name Delivery
RNCEP	Easy Number

EXHIBIT C

VERTICAL SWITCH FEATURES FOR UNE-SWITCHING

USOC for feature	Feature Description
RNN	Distinctive Call Waiting Tone
RTV1Q	Toll Restriction – Billed Number Screening
RTV1X	Toll Restriction – Billed Number Screening
RTV2Q	Toll Restriction – Billed Number Screening
RTV3Q	Toll Restriction – Billed Number Screening
RTV4Q	Toll Restriction – Billed Number Screening
RTVXN	Restriction Of 976 Calls
RTVXQ	Toll Restriction – Billed Number Screening
RTVXY	10xxx Direct Dialed Blocking
RTY	Toll Restriction Service Individual & Key Lines
SE3PG	Hunting - Series Completion - Per Group
SE3PG	Series Completion Hunt, Per Group
SE3PN	Hunting - Series Completion - Per #
SEA	Selective Class Of Call Screening Per Access Line
SRG	Selective Class Of Call Screening Per Line Or Trunk
TW1	Talking Call Waiting
U1E	Loop Extension Technology
XLL	Directory Line Of Information
XRW,XRS	2B+D (Circuit Switched Data)*
ZNBHX	Zone 2 - With Hunting; In Central (EAS)
ZPTMX	Isdn Call Transfer Per T-1 Facility

PACKAGES

UVKBX	Call Waiting/Cancel, Speed Call 30, 3-Way Automatic Call Back, and Call Forward Variable
UVKEX	Basic Vertical Feature Package & Class Features, Call Waiting ID, Call Name & Number Delivery, Continuous Redial, Selective Call Forwarding, Selective Call Rejection, and Anonymous Call Rejection

EXHIBIT D - SPECIAL REQUEST PROCESS

1. The Special Request Process shall be used for the following requests:
 - 1.1 Requesting specific product feature(s) be made available by Qwest that are currently available in a switch, but which are not activated.
 - 1.2 Requesting specific product feature(s) be made available by Qwest that are not currently available in a switch, but which are available from the switch vendor
 - 1.3 Requesting a combination of Unbundled Network Elements that is a combination not currently offered by Qwest as a standard product and:
 - 1.3.1 that is made up of UNEs that are defined by the FCC or the Commission as a network element to which Qwest is obligated to provide unbundled access, and;
 - 1.3.2 that is made up of UNEs that are ordinarily combined in the Qwest network.
 - 1.4 Requesting an Unbundled Network Element that does not require a technical feasibility analysis and has been defined by the FCC or the State Commission as a network element to which Qwest is obligated to provide unbundled access, but for which Qwest has not created a standard product, including, but not limited to, OC-192 (and such higher bandwidths that may exist) UDIT, EEL between OC-3 and OC-192 and new varieties of subloops.
2. Any request that requires an analysis of Technical Feasibility shall be treated as a Bona Fide Request (BFR), and will follow the BFR Process set forth in this Agreement. If it is determined that a request should have been submitted through the BFR process, Qwest will consider the BFR time frame to have started upon receipt of the original Special Request application form.
3. A Special Request shall be submitted in writing and on the appropriate Qwest form, which is located on Qwest's website.
4. Qwest shall acknowledge receipt of the Special Request within two (2) business days of receipt.
5. Qwest shall respond with an analysis, including costs and timeframes, within fifteen (15) business days of receipt of the Special Request. In the case of UNE Combinations, the analysis shall include whether the requested combination is a combination of network elements that are ordinarily combined in the Qwest network. If the request is for a combination of network elements that are not ordinarily combined in the Qwest network, the analysis shall indicate to CLEC that it should use the BFR process if CLEC elects to pursue its request.
6. Upon request, Qwest shall provide CLEC with Qwest's supporting cost data and/or studies for Unbundled Network Elements that CLEC wishes to order within seven (7) business days, except where Qwest cannot obtain a release from its vendors within seven (7) business days, in which case Qwest will make the data available as soon as Qwest receives the vendor release. Such cost data shall be treated as Confidential Information, if requested by Qwest under the non-disclosure sections of this Agreement.

PU-2441-02-571

SENDER: COMPLETE THIS SECTION

- Complete items 1, 2, and 3. Also complete item 4 if Restricted Delivery is desired.
- Print your name and address on the reverse so that we can return the card to you.
- Attach this card to the back of the mailpiece, or on the front if space permits.

1. Article Addressed to:

Mitchell J Menezes
 A211 Corp
 1875 Lawrence St Rm 15-21
 Denver Co 80202

2. Article Number

(Transfer from service label)

7001 2510 0001 2975 2334

PS Form 3811, August 2001

Domestic Return Receipt

102595-02-M-1035

COMPLETE THIS SECTION ON DELIVERY

A. Signature

X *[Signature]*

Agent

Addressee

B. Received by (Printed Name)

C. Date of Delivery
JAN 21 2003

D. Is delivery address different from item 1? Yes

If YES, enter delivery address below: No

3. Service Type

Certified Mail Express Mail

Registered Return Receipt for Merchandise

Insured Mail C.O.D.

4. Restricted Delivery? (Extra Fee)

Yes

PU-2441-02-571

SENDER: COMPLETE THIS SECTION

- Complete items 1, 2, and 3. Also complete item 4 if Restricted Delivery is desired.
- Print your name and address on the reverse so that we can return the card to you.
- Attach this card to the back of the mailpiece, or on the front if space permits.

1. Article Addressed to:

Michael Hydrock
 A211 Corp
 1875 Lawrence St Rm 8-19
 Denver Co 80202

2. Article Number

(Transfer from service label)

7001 2510 0001 2975 2341

PS Form 3811, August 2001

Domestic Return Receipt

102595-02-M-1035

COMPLETE THIS SECTION ON DELIVERY

A. Signature

X *[Signature]*

Agent

Addressee

B. Received by (Printed Name)

C. Date of Delivery

JAN 21 2003

D. Is delivery address different from item 1? Yes

If YES, enter delivery address below: No

3. Service Type

Certified Mail Express Mail

Registered Return Receipt for Merchandise

Insured Mail C.O.D.

4. Restricted Delivery? (Extra Fee)

Yes

PU-2441-02-571

SENDER: COMPLETE THIS SECTION

- Complete items 1, 2, and 3. Also complete item 4 if Restricted Delivery is desired.
- Print your name and address on the reverse so that we can return the card to you.
- Attach this card to the back of the mailpiece, or on the front if space permits.

1. Article Addressed to:

Mitchell J Menezes
 A211 Corp
 1875 Lawrence St Rm 15-21
 Denver Co 80202

2. Article Number

(Transfer from service label)

7001 1940 0005 3425 2023

COMPLETE THIS SECTION ON DELIVERY

A. Signature

X *[Signature]* 21 NOV 2002

Agent

Addressee

B. Received by (Printed Name)

C. Date of Delivery

11 25

D. Is delivery address different from item 1? Yes

If YES, enter delivery address below: No

3. Service Type

Certified Mail Express Mail

Registered Return Receipt for Merchandise

Insured Mail C.O.D.

4. Restricted Delivery? (Extra Fee)

Yes

PU-2001-03-571

SENDER: COMPLETE THIS SECTION	COMPLETE THIS SECTION ON DELIVERY
<ul style="list-style-type: none"> ■ Complete items 1, 2, and 3. Also complete item 4 if Restricted Delivery is desired. ■ Print your name and address on the reverse so that we can return the card to you. ■ Attach this card to the back of the mailpiece, or on the front if space permits. 	<p>A. Signature <input type="checkbox"/> Agent <input type="checkbox"/> Addressee <i>x D. KEK</i></p> <p>B. Received by (Printed Name) C. Date of Delivery <i>11 25</i></p> <p>D. Is delivery address different from item 1? <input type="checkbox"/> Yes If YES, enter delivery address below: <input type="checkbox"/> No</p>
<p>1. Article Addressed to: <i>Michael Lydach</i> <i>Asst. Corp</i> <i>1875 Lawrence St Rm 8-19</i> <i>Denver Co 80202</i></p>	<p>3. Service Type <input type="checkbox"/> Certified Mail <input type="checkbox"/> Express Mail <input type="checkbox"/> Registered <input type="checkbox"/> Return Receipt for Merchandise <input type="checkbox"/> Insured Mail <input type="checkbox"/> C.O.D.</p> <p>4. Restricted Delivery? (Extra Fee) <input type="checkbox"/> Yes</p>
<p>2. Article Number <small>(Transfer from service label)</small></p>	<p style="text-align: center; font-size: 1.2em;">7001 1940 0005 3425 2030</p>
<p>PS Form 3811, August 2001 Domestic Return Receipt 102595-02-M-1035</p>	

PU-02-553; 571; 572; 579; 587; 588

SENDER: COMPLETE THIS SECTION	COMPLETE THIS SECTION ON DELIVERY
<ul style="list-style-type: none"> ■ Complete items 1, 2, and 3. Also complete item 4 if Restricted Delivery is desired. ■ Print your name and address on the reverse so that we can return the card to you. ■ Attach this card to the back of the mailpiece, or on the front if space permits. 	<p>A. Signature <input type="checkbox"/> Agent <input type="checkbox"/> Addressee <i>x Chad Uhl</i></p> <p>B. Received by (Printed Name) C. Date of Delivery <i>11-22-02</i></p> <p>D. Is delivery address different from item 1? <input type="checkbox"/> Yes If YES, enter delivery address below: <input type="checkbox"/> No</p>
<p>1. Article Addressed to: <i>Dan Kuntz</i> <i>PO Box 1695</i> <i>Bismarck ND 58502-1695</i></p>	<p>3. Service Type <input checked="" type="checkbox"/> Certified Mail <input type="checkbox"/> Express Mail <input type="checkbox"/> Registered <input type="checkbox"/> Return Receipt for Merchandise <input type="checkbox"/> Insured Mail <input type="checkbox"/> C.O.D.</p> <p>4. Restricted Delivery? (Extra Fee) <input type="checkbox"/> Yes</p>
<p>2. Article Number <small>(Transfer from service label)</small></p>	<p style="text-align: center; font-size: 1.2em;">7001 1940 0005 3425 2009</p>
<p>PS Form 3811, August 2001 Domestic Return Receipt 102595-02-M-1035</p>	