








**Vegetation Associated with Survey Points**

- 1) Western snowberry (75 clones)
- 2) Western snowberry (150 clones)



-  Woodland Species Survey Point
-  150-foot-wide Construction ROW
-  Pipeline Centerline with Station Numbers
-  Milepost
-  Matchlines

**AVS RAW WATER  
PIPELINE PROJECT**