

Brian R. Bjella
100 West Broadway, Suite 250
P.O. Box 2798
Bismarck, ND 58502-2798
701.223.6585
bbjella@crowleyfleck.com

January 14, 2014



Mr. Darrell Nitschke
Executive Director
PUBLIC SERVICE COMMISSION
12th Floor, State Capitol
600 E. Boulevard Ave.
Bismarck, ND 58505-0480

Dear Mr. Nitschke:

In re: Enbridge Energy LP
Alberta Clipper Pipeline
Case No. PU-07-108

On behalf of Enbridge Energy LP, we hereby submit 11 copies of Enbridge Energy and North Dakota Parks and Recreation Revegetation Project Plan; and letter dated October 28, 2013, from Two By Forestry to the State of North Dakota (ND) Public Service Commission (PSC) regarding Tree & Shrub Replacement Obligation, for the Alberta Clipper Pipeline.

Please call should you have any questions. Thank you.

Very truly yours,

A handwritten signature in blue ink, appearing to read "B. Bjella", with a long horizontal flourish extending to the right.

BRIAN R. BJELLA

bw
Enc.
cc: Pat Fahn

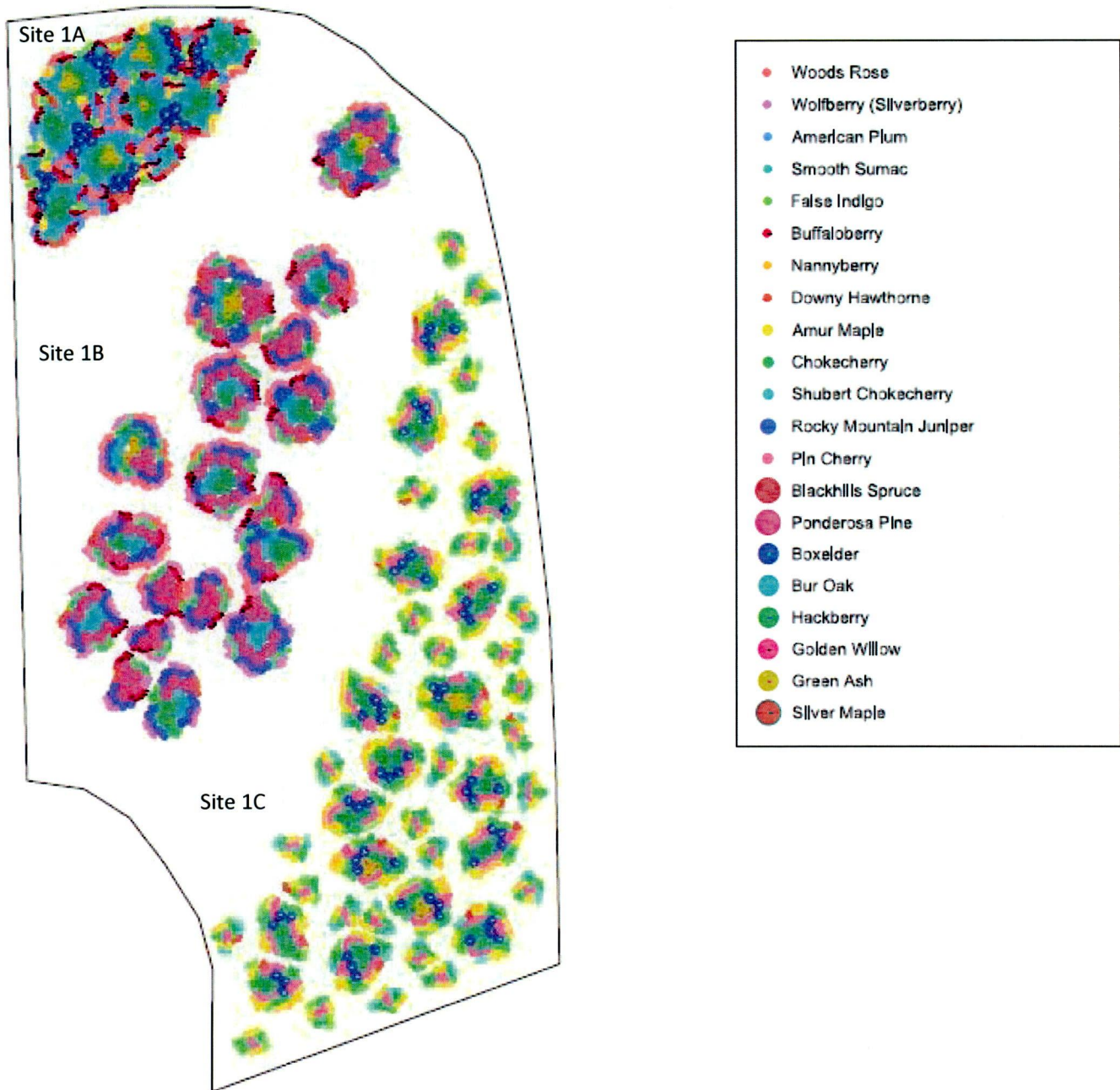
ENBRIDGE ENERGY & ND PARKS & RECREATION

REVEGETATION PROJECT – GRAHAMS ISLAND STATE PARK

Tree Planting Inventory/Assessment 2013

Park: Grahams Island State Park **Site #:** 1 **Date:** September 11, 2013 **Surveyor:** Kathy Duttonhefner

The site design was revised in spring of 2013.





SITE 1

Insect, Disease, Signs of Stress:

No signs of insect damage or disease but several trees and shrubs show signs of stress – in particular the oaks, sumac, nannyberry and hackberry.

Management Comments:

Site has been mulched 2-3". Site has been sprayed several times to control weeds. Site will be treated with deer repellent to protect planting from deer damage. Tubes were placed on over 100 trees in this site. Depending on deer pressure observed in 2013-14 winter we may have to fence a portion of this site in the fall of 2014.



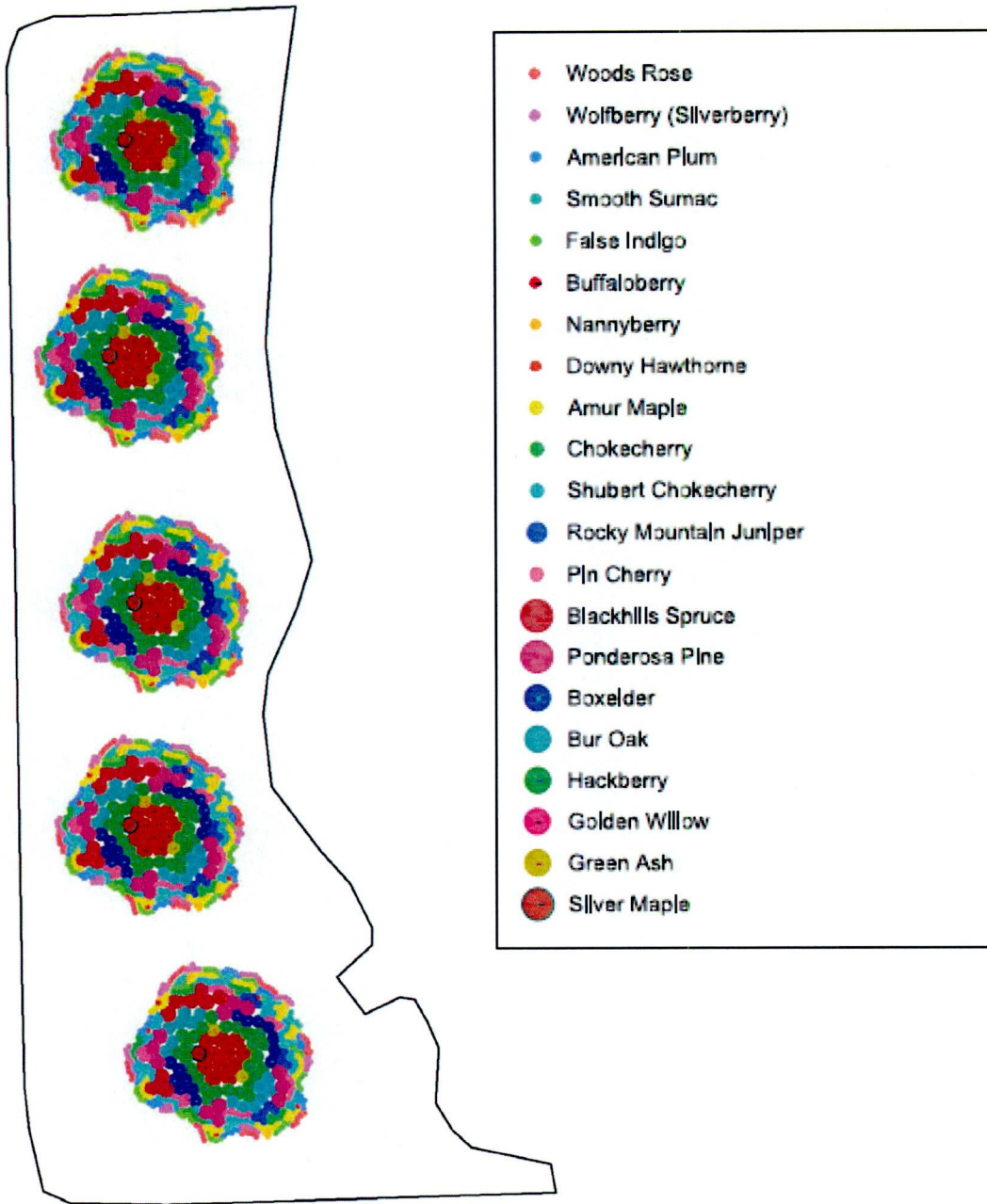
Survival Rate:

Site 1	Tree/Shrub Planted	4565
ABC		
	Field Count Dead 2013	174
	% Dead	4%
	% Survival	96%



Tree Planting Inventory/Assessment 2013

Park: Grahams Island State Park Site #: 2 Date: September 11, 2013 Surveyor: Kathy Duttonhefner





SITE 2

Insect, Disease, Signs of Stress:

No signs of insect damage or disease but several trees and shrubs show signs of stress – in particular the oaks, sumac, nannyberry and hackberry.

Management Comments:

Site has been mulched 2-3". Site has been sprayed several times to control weeds. 7' deer fence was installed around the entire perimeter for protection from deer damage.

Survival Rate:

Site 2 ABCDE	Tree/Shrub Planted	2344
	Field Count Dead 2013	194
	% Dead	8%
	% Survival	92%



Site 3

Insect, Disease, Signs of Stress:

No signs of insect damage or disease but several trees and shrubs show signs of stress – in particular the oaks, sumac, nannyberry and hackberry.

Management Comments:

Trees were individually mulched.

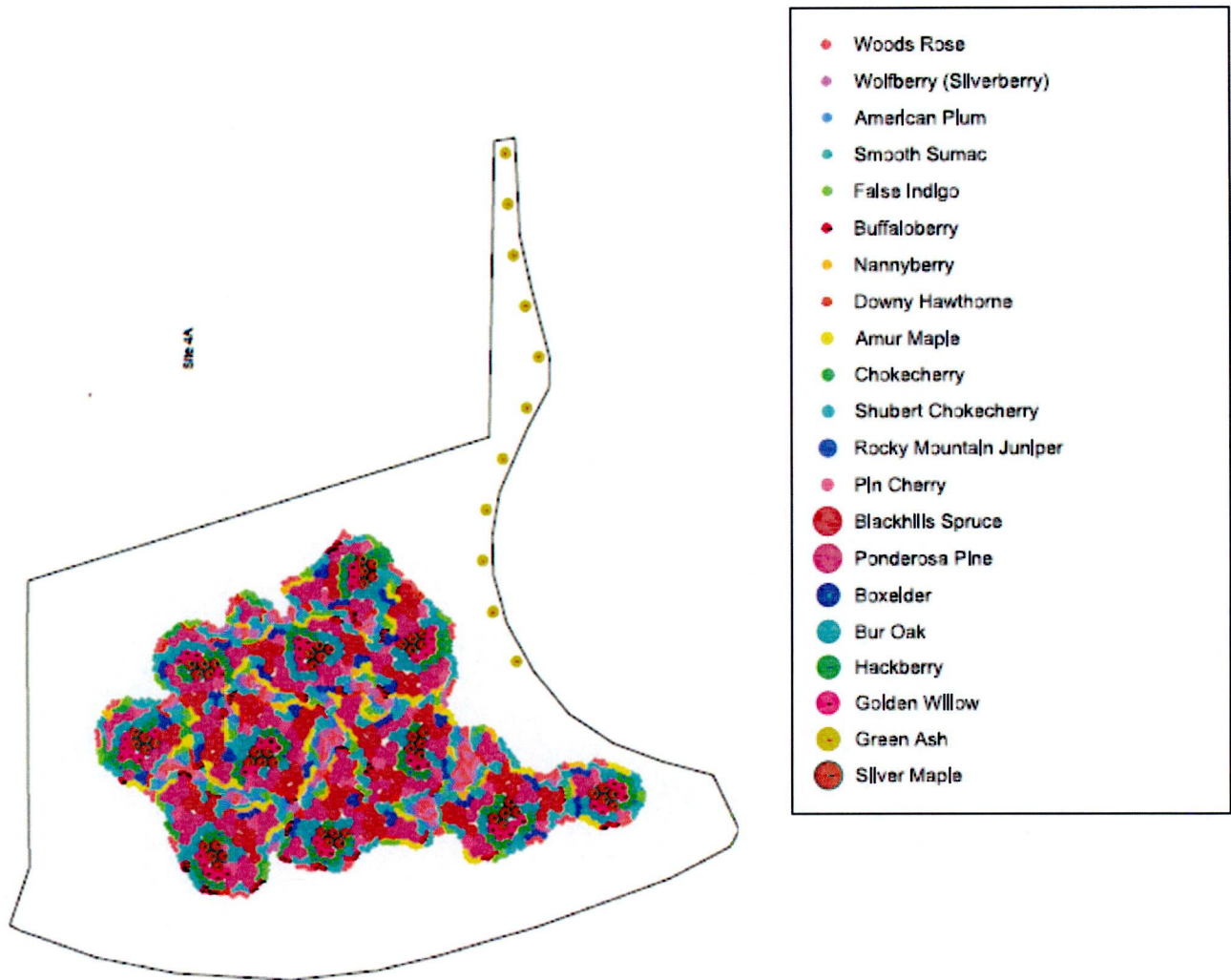
Survival Rate:

Site 3	Tree/Shrub Planted	83
	Field Count Dead 2013	3
	% Dead	4%
	% Survival	96%

Tree Planting Inventory/Assessment 2013

Park: Grahams Island State Park **Site #:** 4A **Date:** September 11, 2013 **Surveyor:** Kathy Duttonhefner

Some of the trees and shrubs that were originally planned for Site 3 and Site 7 were added to Site 4A due to ongoing construction of campground. Sites 3 and 7 were directly impacted by construction delays due to rain and site preparation was not completed in time for bare root stock planting. The species listed for site 3 and 7 were divided into sites 4A and 4B.





Site 4A

Insect, Disease, Signs of Stress:

No signs of insect damage or disease but several trees and shrubs show signs of stress – in particular the oaks, sumac, nannyberry and hackberry.

Management Comments:

Site has been mulched 2-3". Site has been sprayed several times to control weeds. Site will be treated with deer repellent to protect planting from deer damage. Depending on deer pressure observed in 2013-14 winter we may have to fence a portion of this site in the fall of 2014.

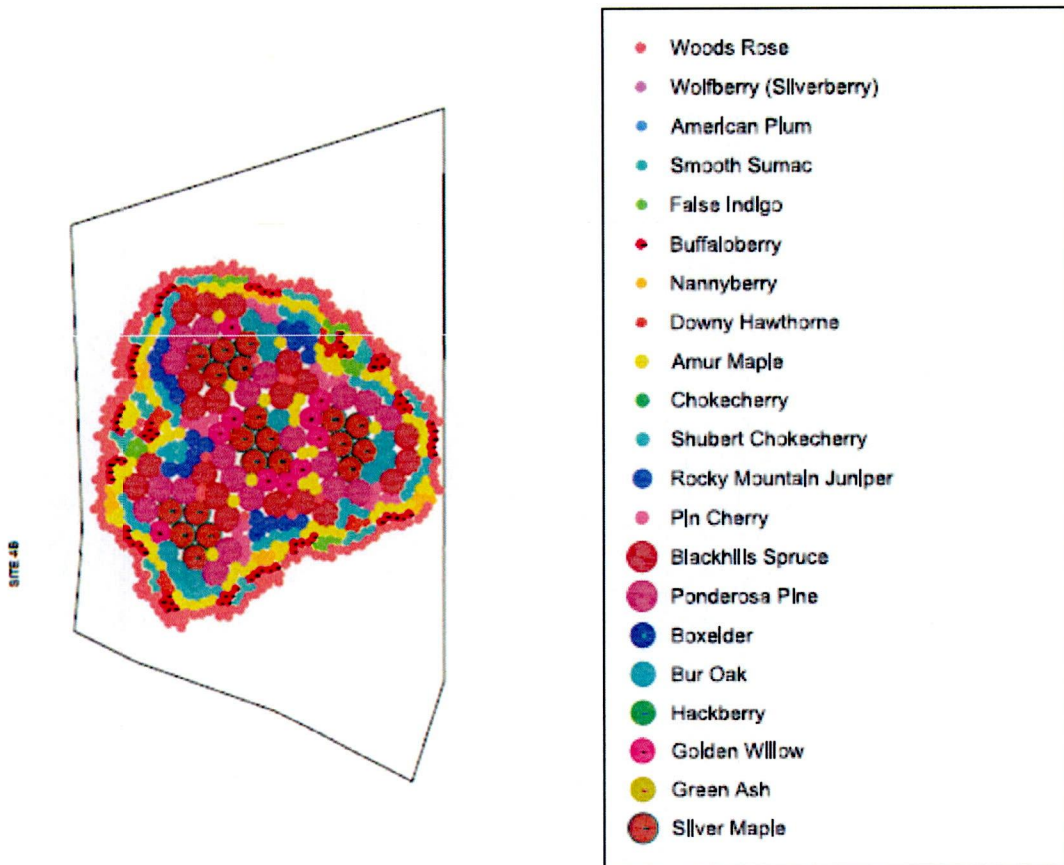
Survival Rate:

Site 4 A	Tree/Shrub Planted	3927
	Field Count Dead 2013	180
	% Dead	5%
	% Survival	95%

Tree Planting Inventory/Assessment 2013

Park: Grahams Island State Park **Site #:** 4 B **Date:** September 11, 2013 **Surveyor:** Kathy Duttenhefner

Some of the trees and shrubs that were originally planned for Site 3 and Site 7 were added to Site 4B due to ongoing construction of campground. Sites 3 and 7 were directly impacted by construction delays due to rain and site preparation was not completed in time for bare root stock planting. The species listed for site 3 and 7 were divided into sites 4A and 4B.





Site 4B

Insect, Disease, Signs of Stress:

No signs of insect damage or disease but several trees and shrubs show signs of stress – in particular the oaks, sumac, nannyberry and hackberry.

Management Comments:

Site has been mulched 2-3". Site has been sprayed several times to control weeds. Site will be treated with deer repellent to protect planting from deer damage.

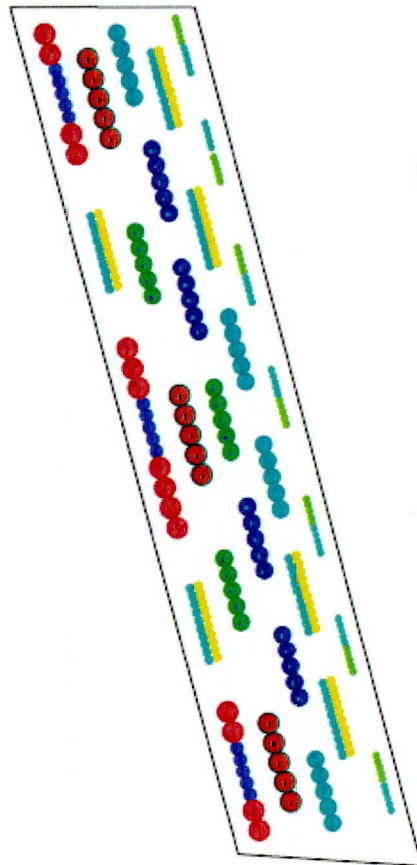
Survival Rate:

Site 4 B	Tree/Shrub Planted	1590
	Field Count Dead 2013	28
	% Dead	2%
	% Survival	98%

Tree Planting Inventory/Assessment 2013


Park: Grahams Island State Park **Site #:** 5 **Date:** September 11, 2013 **Surveyor:** Kathy Duttonhefner

Site planting design was slightly revised in spring of 2013. Gaps in rows will be filled in 2014.



Site 5

- Woods Rose
- Wolfberry (Silverberry)
- American Plum
- Smooth Sumac
- False Indigo
- Buffaloberry
- Nannyberry
- Downy Hawthorne
- Amur Maple
- Chokecherry
- Shubert Chokecherry
- Rocky Mountain Juniper
- Pin Cherry
- Blackhills Spruce
- Ponderosa Pine
- Boxelder
- Bur Oak
- Hackberry
- Golden Willow
- Green Ash
- Silver Maple



Site 5

Insect, Disease, Signs of Stress:

No signs of insect damage or disease but several trees and shrubs show signs of stress – in particular the oaks, sumac, and hackberry.

Management Comments:

Fabric was installed on this site. Dead stock and site gaps will be replanted in 2014.

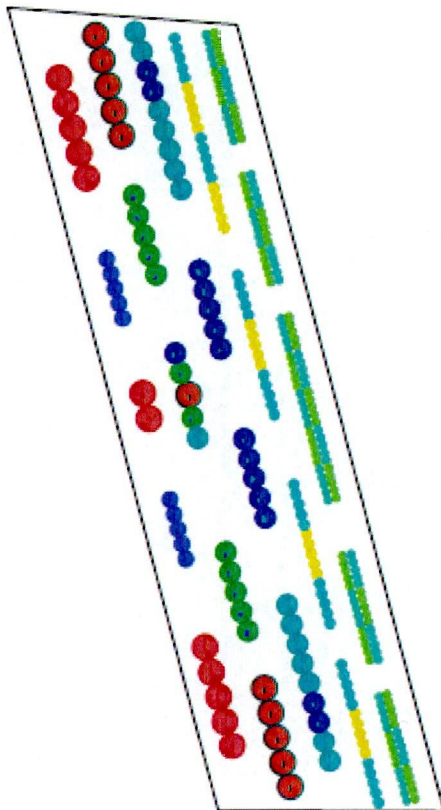
Survival Rate:

Site 5	Tree/Shrub Planted	224
	Field Count Dead 2013	43
	% Dead	19%
	% Survival	81%

Tree Planting Inventory/Assessment 2013

Park: Grahams Island State Park **Site #:** 6 **Date:** September 11, 2013 **Surveyor:** Kathy Duttonhefner

Site planting design was slightly revised in spring of 2013. Gaps in rows will be filled in 2014.



Site 6

- Woods Rose
- Wolfberry (Silverberry)
- American Plum
- Smooth Sumac
- False Indigo
- Buffaloberry
- Nannyberry
- Downy Hawthorne
- Amur Maple
- Chokecherry
- Shubert Chokecherry
- Rocky Mountain Juniper
- Pin Cherry
- Blackhills Spruce
- Ponderosa Pine
- Boxelder
- Bur Oak
- Hackberry
- Golden Willow
- Green Ash
- Silver Maple




Site 6

Insect, Disease, Signs of Stress:

No signs of insect damage or disease but several trees and shrubs show signs of stress – in particular the oaks, sumac, and hackberry.

Management Comments:

Fabric was installed on this site. Dead stock and site gaps will be replanted in 2014.



Survival Rate:

Site 6	Tree/Shrub Planted	140
	Field Count Dead 2013	12
	% Dead	9%
	% Survival	91%

Tree and Shrub Planting Field Assessment Summary – September 2013

Site	Planted	Dead	% Dead	% Survival
1ABC	4565	174	4%	96%
2ABCDE	2344	194	8%	92%
3	83	3	4%	96%
4AB	5517	208	4%	96%
5	224	43	19%	81%
6	140	12	9%	91%
7	0	0	0%	
Total	12873	634		

Tree and Shrub Re-Plant Orders- Spring 2014

Majority of trees and shrubs will be replanted in sites 5-7 in the spring of 2014. Fabric will be installed in 3 rows in Site 7.

GISP-ENBRIDGE PLANTING - Replant Order 2014					
Common Name	Scientific Name	Size	Qty	Price	Approx. Total
Sumac, Staghorn	<i>Rhus typhina</i>	2-3'	25	\$ 0.80	\$ 20.00
False Indigo	<i>Amorpha fruticosa</i>	3' + 2yr	25	\$ 1.30	\$ 32.50
Chokecherry Shubert	<i>Prunus virginiana "schubert"</i>	2-3' 2yr	25	\$ 0.92	\$ 23.00
Cottonwood, Native	<i>Populus deltoides</i>	5'	25	\$ 1.80	\$ 45.00
Cottonwood, Siouxland	<i>Populus deltoides x hybrid</i>	4'	100	\$ 1.80	\$ 180.00
Blackhills Spruce	<i>Picea glauca</i>	10-18" / gallon pot	10	\$ 8.50	\$ 85.00
Blackhills Spruce	<i>Picea glauca</i>	2 gallon pot	50	\$ 8.00	\$ 400.00
Boxelder	<i>Acer negundo</i>	Conservation grade	10	\$ 1.75	\$ 17.50
Bur Oak	<i>Quercus macrocarpa</i>	3' +	10	\$ 5.75	\$ 57.50
Hackberry	<i>Celtis occidentalis</i>	2-3' 2 yr	10	\$ 3.75	\$ 37.50
Poplar, Hybrid	<i>Populus x euramericana</i>	3'	50	\$ 1.10	\$ 55.00
Maple, Freeman	<i>Acer X freemanii</i>	Conservation grade	50	\$ 0.70	\$ 35.00
Cedar, Easter Red	<i>Juniperus virginiana</i>	1 gallon	5	\$ 8.50	\$ 42.50
TOTALS			395		\$ 1,030.50

Two By Forestry

Janet K. S. Bernu, SAF Certified Forester
4202 Brookston Road
Cloquet, MN 55720



Telephone 218/879-4433

Date: October 28, 2013

To: State of North Dakota (ND)
Public Service Commission (PSC)

Re: 1:2 Tree & Shrub Replacement Obligation following the installation project of the LSR 2008 (LSr) and Alberta Clipper 2009 (AClipper) pipelines by Enbridge Energy, Limited Partnership & Enbridge Pipelines (Southern Lights) L.L.C. (Enbridge)

The Permit from the North Dakota (ND) Public Service Commission (PSC) for the LSR and AClipper pipelines required a preconstruction survey of the trees and shrubs in the permanent and temporary easements. Following construction, the Permit required Enbridge to submit a revegetation plan (Plan) that results in two (2) trees or shrubs to be replanted for every one (1) destroyed. This Plan was approved by the PSC earlier this year. It is also stated that the status of the plants must be periodically monitored and an annual report must be submitted for three (3) years. If a 75% plant survival rate is not achieved, Enbridge may have an obligation for additional planting.

A previous memo to the PSC, which was dated June 5, 2013, stated that Grahams Island State Park (Park) in Ramsey County, ND was selected as the suitable and desirable planting site for the required minimum number of plants, which totaled 12,868. The Park's final Plan included planting a total of 12,873 plants and a large variety of trees and shrubs. The Plan also included several measures to protect the newly planted trees and shrubs including chemical and mechanical weed control to minimize competition, fencing and spraying repellants to minimize animal browse damage, and mulching to minimize drought damage. Attached is the Park's report pertaining to the implementation of the Plan and the inventory of the surviving trees and shrubs. This report was prepared and submitted by Kathy Duttonhefner, Coordinator/Biologist for the North Dakota Parks and Recreation - Natural Resources Division.

The Park began planting the trees and shrubs in mid-May 2013, which was a slight delay due to poor spring weather conditions. Also due to wet spring conditions and a campground construction project, there was a necessary and approved revision to the Plan whereas Site 7 was never planted and instead all of these plants were incorporated in to Sites 1 and 4. The planting was completed in June 2013. Throughout the summer of 2013, the Park applied the numerous protection measures to increase the overall plant survival rate. In September 2013, the Park conducted a plant survival survey. The Park's "Tree Planting Inventory/Assessment 2013", which was compiled on September 11, 2013, reported that individual site plant survival for 2013 was between 81 and 96%. Individual site results are as follows:

Site	# of Species Planted	# Dead	% Dead	% Survival/Site
1	4,565	174	4	96
2	2,344	194	8	92
3	83	3	4	96
4	5,517	208	4	96
5	224	43	19	81
6	140	12	9	91
TOTAL	12,873	634		

For the entire area, the total number of plants that survived in 2013 is 12,239, or an overall average plant survival rate of 95%. The individual plant survival rate for the sites ranges from 81-96%.

The Park will order replacement plants in November 2013. These replacement plants will be planted in the spring of 2014. The Plan includes plans for planting in Site 7 in 2014. Protective measures will be conducted throughout the summer and fall of 2014 as well as the remainder of the required period of monitoring.

Substitutions of plant species are consistent with the Plan and may be made to assure better survivability or to deal with the availability of nursery stock. The status report submitted in the fall of 2014 will contain specific information regarding the count of surviving and replaced trees and shrubs.

Also, the State of ND has stated their intentions to post signage at the Park noting Enbridge's contribution of these trees and shrubs.

Respectfully Submitted,

Janet K.S Bernu

Janet K.S. Bernu, Society of American Foresters Certified Forester
Two By Forestry