


Missouri Valley Communications

Operating Expenses under Midco Impact

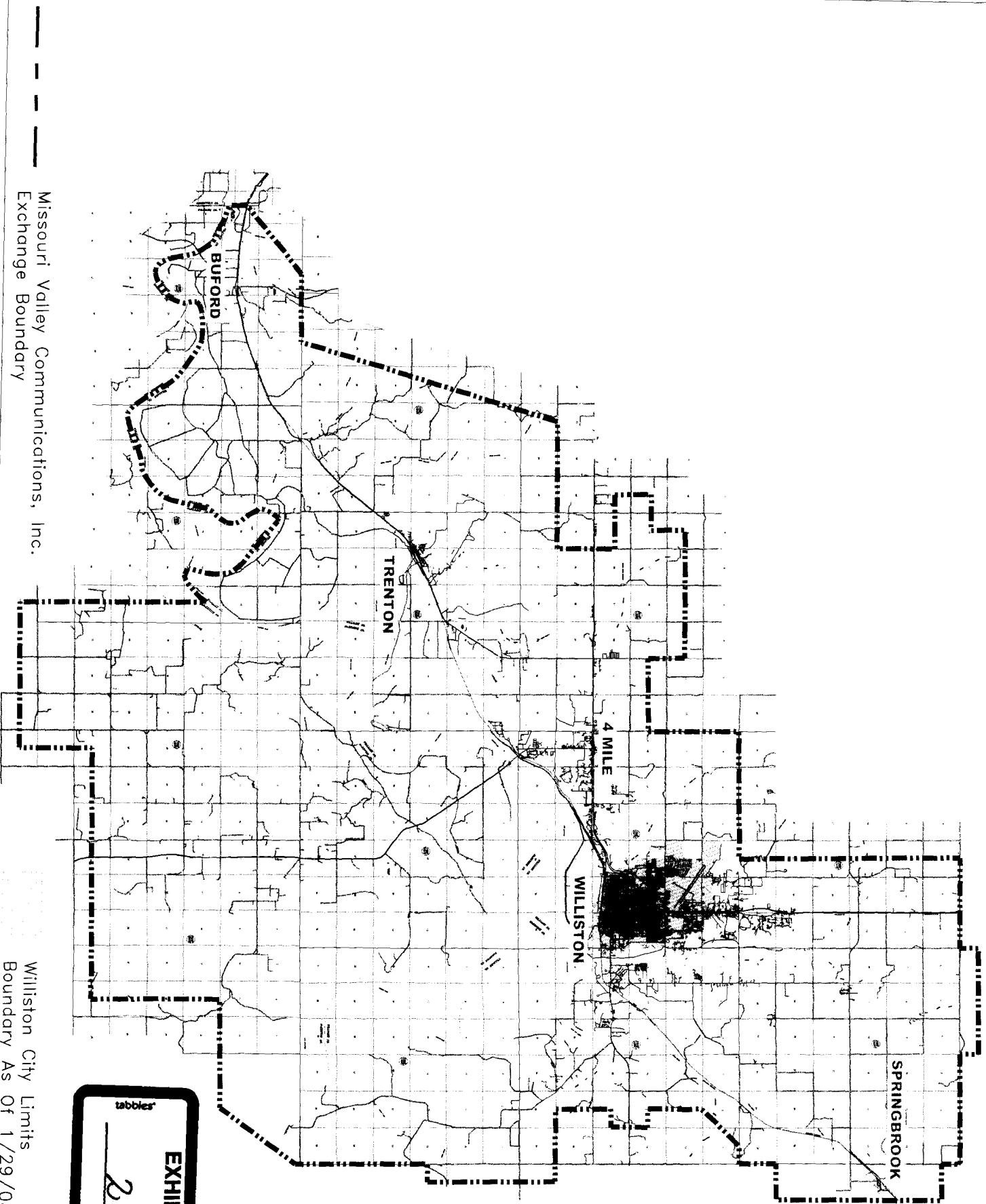
	ACTUAL		Operating Expenses under Midco Impact									
	2007	2007	2007	2008	2009	2010	2011					
PLANT SPECIFIC OPER EXPENSES	-1,996,976	-1,996,976	-2,150,770	-2,215,293.1	-2,281,751.9	-2,350,204.4	-2,420,710.6	PLANT SPECIFIC OPER EXPENSES				
PLANT NONSPECIFIC OPER EXPENSES	-513,197	-513,197	-556,530	-573,225.9	-590,422.68	-608,135.36	-626,379.42	PLANT NONSPECIFIC OPER EXPENSES				
DEPRECIATION EXPENSE	-804,877	-804,877	-803,578	-805,000	-805,000	-805,000	-805,000	DEPRECIATION EXPENSE				
AMORTIZATION EXPENSE	-1,101,717							AMORTIZATION EXPENSE				
CUSTOMER OPERATING EXPENSE	-626,551	-626,551	-644,510	-663,845.3	-683,760.66	-704,273.48	-725,401.68	CUSTOMER OPERATING EXPENSE				
CORPORATE OPERATING EXPENSE	-402,393	-402,393	-477,760	-492,092.8	-506,855.58	-522,061.25	-537,723.09	CORPORATE OPERATING EXPENSE				
TOTAL OPERATING EXPENSE	-5,445,711	(4,343,994)	(4,633,148)	(4,749,457)	(4,867,791)	(4,989,675)	(5,115,215)	TOTAL OPERATING EXPENSE				
STATE INCOME TAXES	97,358											
FEDERAL INCOME TAXES	431,994											
OTHER TAXES	-99,264											
TOTAL OPERATING TAXES	430,088											
INTEREST ON FUNDED DEBT	-959,103											
OTHER INTEREST EXPENSE	-194											
TOTAL FIXED CHARGES	-959,297											
NONOPERATING INCOME & EXPENSES	207,079											
NONOPERATING TAXES	-562,114											



Missouri Valley Communications			
MIDCO Resale Customers LD PIC			
As of 4/8/08			
MIDCO # OF PIC'D TO:			
NAME	CIC	INTER	INTRA
VERIZONBUSINESS	222 & 0555	22	21
AT&T	288	10	10
SPRINT	333	2	2
MIDCO	338	9	1
QWEST	432	12	12
McLEOD	725	0	0
EXCEL	752	2	2
SRT	770	1	1
VARTEC	811	2	1
MIDCO	996	1385	1395
NDLD	5365	12	12
TOTALS AS OF 4/8/2008		1457	1457
			<u>Total</u>
Midco LD		1394	1396
Other Carriers		63	61

Missouri Valley Communications					
Midcontinent CABS Switch Access					
March 2008					
	Total			Intrastate	Midco
	Billed	Interstate	Intrastate	Percent	LD Subs
March 2008	5,103.99	2,715.26	2,388.73	47%	1395
Monthly Intrastate SW Access per Midco LD Sub					\$ 1.71
Annualized Intrastate SW Access per Midco LD Sub					\$ 20.55

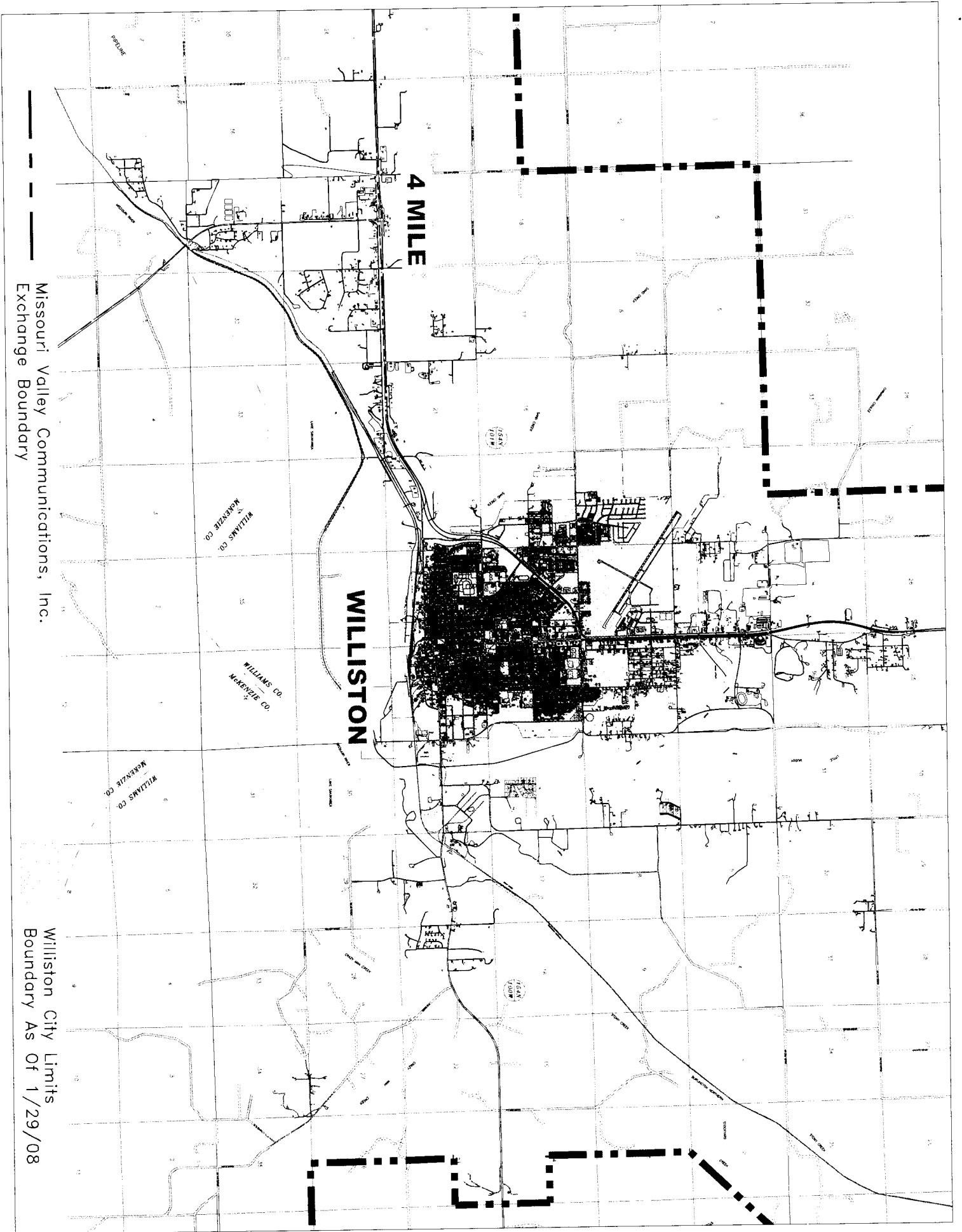
Missouri Valley Communications		
Special Access Analysis		
<u>Ckt Equiv Revenue</u>		
MVC Circuit Equivalents*		19,768
2007 Spec Access Rev	\$	1,895,179
Annual Rev per Ckt Equiv	\$	95.87
<u>Ckt Equiv Growth</u>		
MVC 2006 Spec Access Rev	\$	1,754,387
MVC 2007 Spec Access Rev	\$	1,895,179
MVC Rev Growth %		8.0%
(Assume Midco Ckt Equiv will grow annually by this rate)		
<u>Circuit Equivalent Examples</u>		
OC3 =		2016
DS3 =		672
DS1 =		24
Trunk =		1
56k =		1
2Wire =		1



tabbles®

EXHIBIT

2



4 MILE

WILLISTON

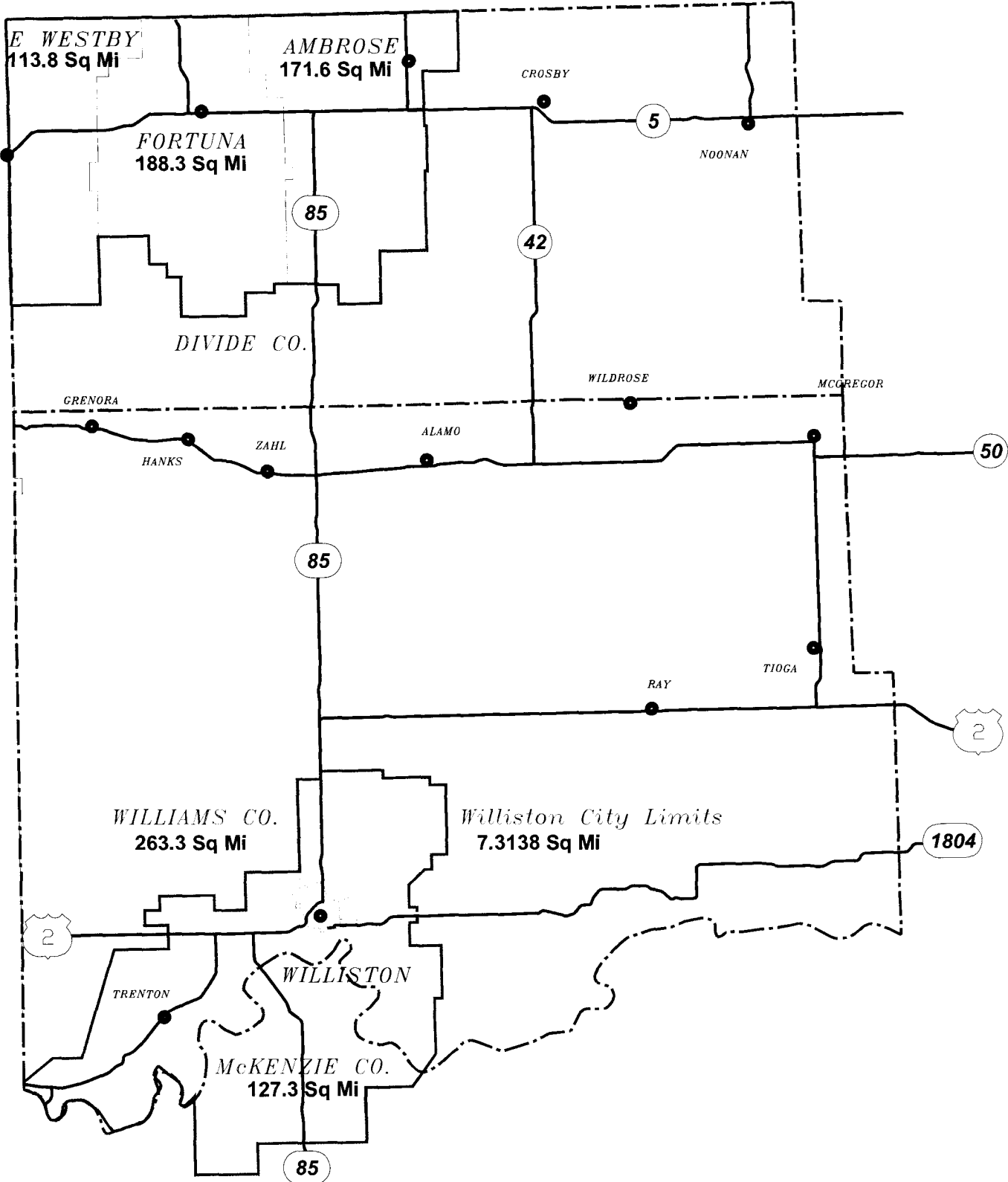
WILLIAMS CO.
MCKENZIE CO.

WILLIAMS CO.
MCKENZIE CO.

WILLIAMS CO.
MCKENZIE CO.

Missouri Valley Communications, Inc.
Exchange Boundary

Williston City Limits
Boundary As Of 1/29/08



Missouri Valley Communications, Inc.
390.6 Total Square Miles