



RECEIVED

JUN 05 2008

PUBLIC SERVICE COMMISSION

June 5, 2008

Secretary to the Commission
North Dakota Public Service Commission
State Capitol Building
Bismarck, North Dakota 58505

Dear Sir:

In accordance with Section 49-22-04 of the North Dakota Century Code, Square Butte Electric Cooperative herewith files the enclosed Ten-Year Plan with the North Dakota Public Service Commission.

Any questions concerning the contents of the enclosed document should be directed to me.

Sincerely,

MINNKOTA POWER COOPERATIVE, INC.

Dale Sollom
Planning Manager

Enclosure

TEN-YEAR PLAN

SQUARE BUTTE ELECTRIC COOPERATIVE Grand Forks, North Dakota

Prepared for the North Dakota Public Service Commission
Pursuant to Section 49-22-04 of the
North Dakota Century Code

MPC
PLANNING DEPARTMENT

July 2008

TABLE OF CONTENTS

Page Number

INTRODUCTION	1
SECTION A: Existing Energy Conversion Facilities	2
SECTION B: Energy Conversion Facilities Under Construction	2
SECTION C: Proposed Energy Conversion Facilities on Which Construction is Intended Within the Ensuing Five Years	2
SECTION D: Proposed Energy Conversion Facilities During the Next Ten-Year Time Period	2
SECTION E: Existing Transmission Facilities (Electric)	2
SECTION F: Existing Transmission Facilities (Pipeline)	2
SECTION G: Proposed Transmission Facilities on Which Construction is Intended Within the Ensuing Five Years (Electric)	3
SECTION H: Proposed Transmission Facilities on Which Construction is Intended Within the Ensuing Five Years (Pipeline)	3
SECTION I: Proposed Transmission Facilities During the Next Ten-Year Time Period (Electric and Pipeline)	3
SECTION J: Regional Coordination	3
SECTION K: Environmental Information	3
SECTION L: Projected Demand for Service	3
EXHIBIT I: U.S. Department of Energy Form EIA-923	
EXHIBIT II: Federal Energy Regulatory Commission Form FERC-714	
EXHIBIT III: Square Butte Electric Cooperative Transmission Map	
EXHIBIT IV: Square Butte Electric Cooperative Water Pipeline Map	

SQUARE BUTTE ELECTRIC COOPERATIVE TEN-YEAR PLAN

INTRODUCTION

Square Butte Electric Cooperative was organized in May 1972 as a cooperative corporation under the laws of the State of North Dakota.

Square Butte was organized principally to finance and arrange for the construction and operation of the Milton R. Young Unit 2, a 455 MW steam electric generator.

Square Butte also owns a 463 mile \pm 250 kilovolt D.C. transmission line from its generating unit (located near Center, North Dakota) to Duluth, Minnesota.

Square Butte has entered into a Power Sales and Interconnection Agreement with Minnesota Power (MP) for a 30-year period commencing with the operation of the plant (May 6, 1977) under which MP is required to purchase the entire output. Beginning in 1985, Square Butte exercised the option to retain initially 30% of the generation of Unit 2 and has additional options to increase its portion to 50% of the output.

Square Butte also has entered into an agreement with Minnkota Power Cooperative, Inc. whereby Minnkota will operate Unit 2 with all associated costs of such operation being paid by Square Butte.

**SQUARE BUTTE ELECTRIC COOPERATIVE
TEN-YEAR PLAN**

SECTION A: Existing Energy Conversion Facilities

1. See Exhibit I
2. None

SECTION B: Energy Conversion Facilities Under Construction

None

SECTION C: Proposed Energy Conversion Facilities on Which Construction is Intended
Within the Ensuing Five Years

None

SECTION D: Proposed Energy Conversion Facilities During the Next Ten-Year Time
Period

None

SECTION E: Existing Transmission Facilities (Electric)

1. See Exhibit II and Exhibit III
2. May 1977
3. None

SECTION F: Existing Transmission Facilities (Pipeline)

1. See Exhibit IV
2.
 - a. Product type: water
 - b. Length of facilities in miles: 13
 - c. Pipe size: 30 inches
 - d. Maximum design operating pressure: 800 pounds per square inch
 - e. Maximum design flow rate: 30 cubic feet per second
 - f. Pump specifications: two 1500-horsepower electric motors with a capacity of 6740 gmp
 - g. Minimum cover over pipe: 7 feet

3. March 1977

4. None

SECTION G: Proposed Transmission Facilities on Which Construction is Intended Within the Ensuing Five Years (Electric)

None

SECTION H: Proposed Transmission Facilities on Which Construction is Intended Within the Ensuing Five Years (Pipeline)

None

SECTION I: Proposed Transmission Facilities During the Next Ten-Year Time Period (Electric and Pipeline)

None

SECTION J: Regional Coordination

See Minnkota Power Cooperative's Ten-Year Plan

SECTION K: Environmental Information

See Minnkota Power Cooperative's Ten-Year Plan

SECTION L: Projected Demand for Service

See Minnkota Power Cooperative's Ten-Year Plan

EXHIBIT I

U.S. Department of Energy Form EIA-923
(Supersedes U.S. Department of Energy Form EIA-767)
(Supersedes FERC Form 67)

77777777 04-10-2008 02:18 PM

U.S. Department of Energy
 Energy Information Administration
 Form EIA-923 (2002)

UNITED STATES OF AMERICA
 MINNESOTA POWER COMPANY

Reporting Period: 04-10-2008 to 04-10-2008
 Reporting Unit: 77777777

Category	Value	Unit	Value	Unit	Value	Unit
Electricity	551	MWh	2,155	MWh	679	MWh
Gas	126	MMBtu	1,019	MMBtu	9	MMBtu
Coal		MMBtu		MMBtu	679	MMBtu

Reported by: [Name]

AS Plant: 77777777
 Fuel: Gas
 Unit: 1,000

Category	Value	Unit	Value	Unit	Value	Unit
Electricity	0	MWh	289	MWh	1,142	MWh

Reported by: [Name]

PERMITTED PARTY CONTROL INFORMATION WITH COMPLIANCE CONTROLS

Company of Interest for the 2008 period

The table shows which companies are permitted to trade with the company of interest

Company ID	Company Name	Permitted	By Approval
01		£300	£300
02		£180	£180

Overall total for permitted party control for the 2008 period

£480

01/20/2013 10:11:11 AM

UNIT: P22ADMON 04-10-2008 02:18 PM
UNIT OPERATOR: UNIT: P22ADMON
UNIT OPERATOR: UNIT: P22ADMON
UNIT OPERATOR: UNIT: P22ADMON

PERFORMANCE FACTS AND COLLECTION INFORMATION

PERFORMANCE FACTS AND COLLECTION INFORMATION

Parameter ID	Unit	Value	Unit	Value	Unit	Value	Unit
DP	DP	8.50	BT	88.8	100%	96.817	
DP	DP	4.112	BT	88.8	100%	96.817	

PERFORMANCE FACTS AND COLLECTION INFORMATION

PERFORMANCE FACTS AND COLLECTION INFORMATION

EXHIBIT II

Federal Energy Regulatory Commission Form FERC-714
(Supersedes FERC Form 12)



Federal Energy Regulatory Commission
FERC Form No. 714

Annual Electric Balancing Authority Area and Planning Area Report

For the Year Ending December 31, 2007

Form Approved
OMB Numbers: 1902 - 0140
(Expires: 10-31-2009)

Part I - Schedule 1. Identification and Certification

1. Respondent Identification:

Code: 12658 Name: Minnkota Power Cooperative, Inc.

2. Respondent Type: (Please check appropriate box and fill in name)

- Part I: Balancing Authority Area (Complete Parts I, II, and IV)
 Unit dispatch is not based on the economic dispatch of thermal units (i.e., a system lambda is not calculated)

Balancing Authority Area Name:

- Part II: Planning Area (Complete Parts I, III, and IV)

Planning Area Name:

Minnkota Power Cooperative Inc.

3. Respondent Mailing Address:

1822 Mill Road
Grand Forks, North Dakota
58208-3200

4 Contact Person:

Name: Vaughn Quern
Title: Energy Coordinator
E-mail address: vquern@minnkota.com

Telephone #: 701-795-4429 Ext:

5. Certifying Official:

Name: Vaughn Quern
Title: Energy Coordinator
Date: 05/20/2008

This report is an Original Revised Filing

**Annual Electric Balancing Authority Area and Planning
 Area Report**

For the Year Ending December 31, 2007

Utility Code: 12658
 Utility Name: Minnkota Power Cooperative, Inc.

Part III - Schedule 1. Electric Utilities That Compose the Planning Area

Enter the name of each entity, including the respondent, that forms the planning area for which this report is being prepared and their coincident summer and winter peak demands in megawatts. Refer to the Form 714 instructions for specific guidelines.

Line No (a)	Electric Utility Name (b)	Electric Utility Coincident Peak Demand (MW)		
		Summer (c)	Winter (d)	
1	Beltrami Electric Coop.	59	83	
2	Cass County Electric Coop.	133	143	
3	Cavalier Rural Electric Coop.	4	6	
4	Cleanwater Polk Electric Coop.	9	14	
5	Nodak Electric Coop.	104	122	
6	North Star Electric Coop.	13	23	
7	PKM Electric Coop.	14	16	
8	Red Lake Electric Coop.	16	22	
9	Red River Electric Coop.	18	23	
10	Roseau Electric Coop.	19	33	
11	Wild Rice Electric Coop.	33	44	
12	Northern Municipal Power Agency	72	66	
13				
14				
15				
16				
17				
18				
19				
20				
21				
22				
23				
24				
25				
26				
27				
28				
29				
30				

**Annual Electric Balancing Authority Area and Planning
 Area Report**

Utility Code: 12658
 Utility Name: Minnkota Power Cooperative, Inc.

For the Year Ending December 31, 2007

Part III - Schedule 2. Planning Area Hourly Demand

Respondents must provide the following data: the planning area's actual hourly demand, in megawatts, for each hour of the year starting with 1 a.m. January 1 as more fully described in the Form 714 instructions. In column (b) indicate the time zone and the days for which daylight savings time was observed. This schedule will have 365 rows for the report year (366 rows for a leap year). For hours when this information is not available, enter "0.00" and provide, as a footnote to those hours, an explanation describing the reason for the unavailability of the data.

Date (a)	Time Zone (b)	0100 (c)	0200 (d)	0300 (e)	0400 (f)	0500 (g)	0600 (h)	0700 (i)	0800 (j)	0900 (k)	1000 (l)	1100 (m)	1200 (n)	1300 (o)	1400 (p)	1500 (q)	1600 (r)	1700 (s)	1800 (t)	1900 (u)	2000 (v)	2100 (w)	2200 (x)	2300 (y)	2400 (z)
01/01/2007	CST	542	531	524	520	522	536	554	542	548	552	548	541	567	534	514	518	555	599	607	603	534	571	534	556
01/02/2007	CST	543	533	529	530	539	569	628	600	608	596	583	568	593	570	563	567	586	581	578	579	591	559	513	518
01/03/2007	CST	492	477	468	463	467	495	562	579	545	523	505	490	511	501	491	498	524	552	552	543	526	497	455	460
01/04/2007	CST	435	420	412	408	415	445	510	536	511	491	474	460	477	461	456	462	490	524	529	524	512	492	458	468
01/05/2007	CST	442	429	423	420	424	452	516	541	521	505	493	484	511	497	488	494	512	533	530	519	508	495	468	487
01/06/2007	CST	462	447	442	443	451	469	499	510	535	546	537	522	548	524	508	510	535	557	555	546	528	507	476	494
01/07/2007	CST	466	449	438	435	439	460	473	483	501	510	509	508	549	529	510	508	532	574	591	590	581	564	532	555
01/08/2007	CST	537	528	527	531	540	572	643	590	599	598	589	569	597	573	564	577	605	606	596	628	626	604	566	588
01/09/2007	CST	569	562	558	559	568	603	669	674	635	611	584	570	609	586	575	577	582	505	505	504	532	642	616	631
01/10/2007	CST	600	584	576	571	577	605	625	511	538	536	552	604	636	615	596	587	590	534	529	532	514	564	513	518
01/11/2007	CST	495	482	478	483	504	551	630	527	608	639	633	625	677	677	690	710	739	706	605	691	738	728	689	727
01/12/2007	CST	712	704	703	701	709	736	746	612	561	561	568	569	567	564	565	537	519	517	497	479	514	561	561	567
01/13/2007	CST	567	562	566	565	567	567	560	564	570	553	518	541	651	738	721	709	683	535	516	528	638	699	659	693
01/14/2007	CST	674	667	662	660	664	674	694	690	700	694	677	667	721	699	685	696	726	733	739	734	725	705	674	708
01/15/2007	CST	693	689	689	692	700	730	737	516	475	463	456	553	723	735	706	683	484	516	503	488	569	722	711	743
01/16/2007	CST	725	713	708	708	716	746	600	577	582	586	582	598	722	742	715	662	655	623	586	586	585	685	656	674
01/17/2007	CST	646	632	622	618	627	662	722	633	595	654	643	613	634	603	589	588	592	519	521	522	514	499	569	586
01/18/2007	CST	559	545	537	535	541	566	633	561	548	571	633	595	620	607	602	609	626	566	560	560	659	630	591	618
01/19/2007	CST	599	594	592	595	605	642	602	536	541	544	541	608	673	642	618	612	632	625	550	662	656	640	612	644
01/20/2007	CST	624	611	603	599	597	600	619	611	622	627	609	581	603	574	547	530	538	529	533	574	563	548	528	556
01/21/2007	CST	539	531	525	527	529	536	553	549	566	568	559	553	601	585	571	568	582	591	588	605	599	576	539	567
01/22/2007	CST	551	544	543	545	557	591	662	676	645	629	607	583	607	585	573	580	591	575	586	587	599	570	533	559
01/23/2007	CST	545	540	535	538	548	583	653	660	623	614	588	562	595	581	578	588	613	594	591	638	629	607	563	586
01/24/2007	CST	561	550	539	535	540	568	634	603	611	587	569	551	587	576	572	576	595	593	597	632	617	600	561	588
01/25/2007	CST	574	569	569	572	584	617	675	590	625	651	632	603	631	608	590	593	606	593	598	598	602	576	536	550
01/26/2007	CST	525	509	495	487	489	518	586	596	563	539	515	498	527	519	512	517	539	552	569	561	549	533	515	552
01/27/2007	CST	541	540	548	562	580	608	646	649	677	692	686	674	720	697	677	672	686	675	684	680	721	697	663	704
01/28/2007	CST	686	679	676	677	682	692	711	698	711	611	610	597	716	739	730	720	718	617	578	570	563	573	619	641

**Annual Electric Balancing Authority Area and Planning
 Area Report**

For the Year Ending December 31, 2007

Utility Code: 12658

Utility Name: Minnkota Power Cooperative, Inc.

Part III - Schedule 2. Planning Area Hourly Demand (continued)

Date	Time Zone	0100	0200	0300	0400	0500	0600	0700	0800	0900	1000	1100	1200	1300	1400	1500	1600	1700	1800	1900	2000	2100	2200	2300	2400
(a)	(b)	(c)	(d)	(e)	(f)	(g)	(h)	(i)	(j)	(k)	(l)	(m)	(n)	(o)	(p)	(q)	(r)	(s)	(t)	(u)	(v)	(w)	(x)	(y)	(z)
01/29/2007	CST	613	595	588	590	600	635	598	529	508	571	556	545	602	596	738	736	747	741	603	589	627	742	691	723
01/30/2007	CST	702	693	691	692	701	720	689	578	544	534	602	654	702	665	655	687	707	630	558	542	580	656	679	694
01/31/2007	CST	669	657	651	646	647	674	694	519	522	560	663	636	669	648	640	643	663	679	675	647	694	712	661	688
02/01/2007	CST	668	655	645	641	642	667	596	571	577	580	574	662	725	703	686	686	709	614	578	586	578	712	720	746
02/02/2007	CST	724	713	699	693	695	712	587	654	655	652	647	655	645	638	637	673	685	515	510	474	458	569	650	744
02/03/2007	CST	746	732	726	727	736	750	774	763	639	574	576	709	794	764	746	744	655	582	579	577	574	719	729	770
02/04/2007	CST	756	747	741	736	742	757	779	712	573	576	563	525	581	583	561	586	590	544	550	539	553	599	568	746
02/05/2007	CST	782	766	760	760	772	662	642	562	468	455	449	494	561	545	523	512	522	532	529	491	473	504	544	583
02/06/2007	CST	612	596	712	702	546	569	622	534	446	433	482	479	516	516	621	585	561	560	534	498	485	552	585	639
02/07/2007	CST	751	698	695	700	708	610	652	517	527	539	585	574	600	595	657	730	736	591	568	569	628	602	592	682
02/08/2007	CST	773	757	752	753	747	594	632	589	577	580	589	594	625	602	579	573	569	567	578	576	579	610	591	757
02/09/2007	CST	758	746	736	732	735	613	627	580	577	579	577	584	614	599	588	602	603	685	584	583	648	680	686	679
02/10/2007	CST	747	744	737	738	739	751	775	699	584	592	587	573	615	587	574	581	575	591	586	586	583	653	646	682
02/11/2007	CST	663	648	636	627	625	631	643	626	644	631	599	626	588	586	583	582	583	575	584	583	580	580	632	664
02/12/2007	CST	653	649	651	656	669	708	784	612	582	589	587	598	719	730	718	719	637	637	585	580	585	717	727	752
02/13/2007	CST	727	718	714	715	724	760	705	599	591	589	588	594	620	589	572	566	573	579	583	586	582	587	722	772
02/14/2007	CST	747	737	734	733	740	709	684	649	653	656	669	666	706	681	663	657	673	666	662	651	589	608	710	741
02/15/2007	CST	723	717	715	718	724	581	586	582	575	591	585	597	611	586	577	702	701	586	582	577	582	590	603	723
02/16/2007	CST	690	672	657	648	647	609	588	597	686	588	585	588	592	621	613	613	617	595	596	597	601	601	586	612
02/17/2007	CST	590	577	573	573	577	592	620	606	614	594	597	596	610	575	553	550	565	570	603	597	590	587	564	604
02/18/2007	CST	589	582	581	581	586	598	620	604	605	599	600	613	656	653	634	627	631	613	618	602	601	618	562	582
02/19/2007	CST	556	538	530	526	529	550	593	589	582	570	552	540	570	553	529	518	527	531	577	586	583	568	521	543
02/20/2007	CST	526	520	518	520	528	560	631	588	597	570	532	513	529	508	497	499	515	512	547	546	538	517	482	499
02/21/2007	CST	480	470	464	467	476	511	579	581	544	531	520	509	540	535	550	566	597	593	592	590	586	611	570	595
02/22/2007	CST	578	568	566	568	579	613	682	582	588	575	569	539	569	546	525	519	534	541	581	587	579	561	529	554
02/23/2007	CST	533	523	515	518	528	558	627	589	592	604	594	581	612	597	590	591	602	583	600	594	580	561	531	555
02/24/2007	CST	532	518	509	503	501	509	533	530	554	570	573	567	599	586	562	554	557	540	561	559	543	525	500	525
02/25/2007	CST	501	484	478	478	481	491	511	504	519	521	515	506	543	526	516	518	530	530	569	566	551	527	492	514
02/26/2007	CST	491	480	478	480	488	521	563	463	463	459	460	464	483	499	499	499	517	470	466	465	473	482	536	541
02/27/2007	CST	517	502	495	493	500	528	492	529	539	532	521	474	470	489	499	499	529	547	568	573	561	537	497	512
02/28/2007	CST	512	497	493	490	498	530	598	472	480	511	556	532	558	536	521	529	547	543	568	573	561	537	497	512
03/01/2007	CST	492	480	473	470	478	506	566	564	545	535	523	511	541	530	522	524	536	536	567	571	558	535	498	527
03/02/2007	CST	512	509	507	506	516	547	598	590	593	588	573	560	597	585	575	576	586	578	583	582	599	599	569	592
03/03/2007	CST	575	567	565	569	577	596	624	510	476	482	475	465	504	564	539	519	517	514	446	453	448	439	565	610

**Annual Electric Balancing Authority Area and Planning
 Area Report**

Utility Code: 12658
 Utility Name: Minnkota Power Cooperative, Inc.

For the Year Ending December 31, 2007

Part III - Schedule 2. Planning Area Hourly Demand (continued)

Date	Time Zone	0100	0200	0300	0400	0500	0600	0700	0800	0900	1000	1100	1200	1300	1400	1500	1600	1700	1800	1900	2000	2100	2200	2300	2400
(a)	(b)	(c)	(d)	(e)	(f)	(g)	(h)	(i)	(j)	(k)	(l)	(m)	(n)	(o)	(p)	(q)	(r)	(s)	(t)	(u)	(v)	(w)	(x)	(y)	(z)
03/04/2007	CST	579	565	555	545	551	568	488	442	438	425	466	530	494	472	471	461	461	438	445	463	464	477	578	620
03/05/2007	CST	604	600	602	611	628	576	526	488	481	479	532	553	534	515	506	514	491	499	499	510	544	548	497	674
03/06/2007	CST	654	632	620	618	625	554	497	482	478	491	537	550	500	443	434	443	443	425	427	422	402	430	567	557
03/07/2007	CST	458	591	572	569	574	603	580	511	509	523	549	535	559	542	519	526	545	549	506	478	475	495	593	593
03/08/2007	CST	567	551	559	559	563	538	504	514	496	483	475	464	588	592	569	565	572	559	520	454	442	539	522	521
03/09/2007	CST	489	472	463	459	465	490	447	431	433	421	416	424	520	501	472	461	463	453	404	432	409	475	473	490
03/10/2007	CST	470	461	460	463	474	494	523	513	472	425	452	465	437	414	404	404	404	402	437	470	464	454	437	456
03/11/2007	CST	438	430	0	419	420	428	445	447	454	445	429	419	445	439	428	425	426	437	435	450	473	458	427	430
03/12/2007	CST	409	401	403	409	421	455	522	467	469	478	439	478	500	473	451	435	431	420	430	445	473	466	427	418
03/13/2007	CST	393	382	378	383	412	474	461	477	477	463	444	432	447	440	423	421	427	427	436	458	467	473	437	400
03/14/2007	CST	387	388	433	430	434	464	532	552	526	504	481	463	487	479	466	462	471	465	480	515	545	534	502	521
03/15/2007	CST	505	496	496	496	504	530	597	578	591	588	570	567	579	564	556	547	551	538	550	573	577	579	553	573
03/16/2007	CST	555	550	547	550	560	590	610	575	581	581	576	556	570	542	516	498	485	462	470	495	522	516	493	514
03/17/2007	CST	493	483	481	482	487	501	531	529	542	539	522	495	508	477	450	434	430	423	436	461	479	468	451	468
03/18/2007	CST	446	438	434	436	440	448	468	473	493	497	488	484	522	504	487	483	485	475	480	489	494	473	439	446
03/19/2007	CST	424	414	416	425	444	490	573	577	572	554	541	528	568	556	541	533	533	513	525	553	573	583	557	574
03/20/2007	CST	555	547	541	542	550	581	569	575	591	614	584	564	596	577	560	543	542	521	521	527	539	514	470	470
03/21/2007	CST	444	428	421	417	418	443	508	527	497	486	475	459	475	457	446	443	455	459	464	471	492	481	447	455
03/22/2007	CST	436	432	431	436	447	480	553	567	535	514	497	486	509	494	478	468	466	454	452	459	486	474	439	444
03/23/2007	CST	421	407	404	412	424	457	529	539	507	485	466	445	458	442	423	411	406	395	396	400	419	407	381	379
03/24/2007	CST	356	346	345	350	358	376	408	424	448	450	443	425	433	404	384	370	363	353	354	366	393	383	362	363
03/25/2007	CST	341	327	323	322	324	332	347	358	381	387	384	383	403	384	367	358	353	351	355	367	394	380	342	328
03/26/2007	CST	306	295	294	296	305	341	420	448	423	414	412	414	430	419	408	397	393	384	390	402	435	429	394	390
03/27/2007	CST	373	368	371	377	391	426	506	520	483	462	445	428	442	428	413	403	400	391	394	407	444	433	396	388
03/28/2007	CST	369	360	358	361	371	404	480	511	487	484	483	481	506	491	482	482	491	481	480	481	492	468	429	418
03/29/2007	CST	391	375	366	365	370	397	467	491	467	461	463	460	482	474	472	475	487	481	485	490	499	481	443	447
03/30/2007	CST	424	413	410	412	419	447	517	539	518	510	506	499	526	514	504	500	497	478	473	470	479	460	430	438
03/31/2007	CST	411	398	391	389	391	403	430	438	464	480	482	476	501	483	471	468	469	455	455	456	462	448	421	429
04/01/2007	CST	405	393	385	382	384	394	417	429	452	460	460	459	496	482	471	470	474	466	472	479	491	473	436	440
04/02/2007	CST	412	400	397	399	412	452	526	546	531	524	520	511	542	529	513	511	523	517	527	532	550	532	491	501
04/03/2007	CST	481	474	471	474	484	517	593	579	569	581	571	574	575	554	559	572	580	564	562	564	568	560	563	585
04/04/2007	CST	552	541	535	533	543	576	622	568	567	570	567	541	568	544	525	514	519	509	525	543	560	560	536	546
04/05/2007	CST	528	520	522	528	540	575	646	562	564	563	556	537	564	543	521	510	511	499	512	526	557	555	525	542
04/06/2007	CST	524	516	516	520	531	557	604	595	586	578	566	551	580	553	534	520	517	501	505	515	550	547	521	548

**Annual Electric Balancing Authority Area and Planning
 Area Report**

For the Year Ending December 31, 2007

Utility Code: 12658
 Utility Name: Minnkota Power Cooperative, Inc.

Part III - Schedule 2. Planning Area Hourly Demand (continued)

Date (a)	Time Zone (b)	0100 (c)	0200 (d)	0300 (e)	0400 (f)	0500 (g)	0600 (h)	0700 (i)	0800 (j)	0900 (k)	1000 (l)	1100 (m)	1200 (n)	1300 (o)	1400 (p)	1500 (q)	1600 (r)	1700 (s)	1800 (t)	1900 (u)	2000 (v)	2100 (w)	2200 (x)	2300 (y)	2400 (z)
04/07/2007	CST	531	523	522	525	531	546	569	555	565	559	544	525	544	514	489	472	464	447	452	468	504	506	483	505
04/08/2007	CST	498	481	483	488	497	518	546	533	526	503	473	451	466	430	406	390	384	373	390	417	460	471	448	466
04/09/2007	CST	455	452	457	467	486	523	585	572	555	530	509	491	509	488	469	453	448	437	443	457	492	492	460	467
04/10/2007	CST	450	446	447	450	465	496	569	568	550	533	519	507	529	512	496	490	490	482	487	491	503	494	455	458
04/11/2007	CST	439	432	429	433	444	477	549	558	530	514	490	474	491	468	454	450	451	443	446	452	475	471	435	435
04/12/2007	CST	416	410	409	413	428	463	537	536	496	459	437	431	445	426	414	406	405	398	400	407	438	448	417	417
04/13/2007	CST	399	395	397	404	421	456	526	529	492	463	444	427	440	425	409	402	400	388	384	387	408	414	395	398
04/14/2007	CST	380	371	371	376	387	404	433	433	443	438	421	405	412	385	365	357	352	343	341	342	365	372	353	355
04/15/2007	CST	341	337	339	346	360	378	400	400	406	397	384	374	387	364	347	335	333	335	344	355	379	380	341	324
04/16/2007	CST	304	298	299	305	318	355	428	446	424	410	402	402	417	408	404	404	402	398	394	389	409	415	381	370
04/17/2007	CST	355	352	355	362	375	412	480	488	447	423	405	391	401	386	373	366	357	356	357	362	388	400	365	348
04/18/2007	CST	329	322	325	331	348	385	458	470	435	414	393	383	392	384	372	365	363	356	358	359	382	392	355	336
04/19/2007	CST	312	305	309	317	330	372	446	464	434	415	403	392	400	386	373	368	366	361	363	365	389	393	354	330
04/20/2007	CST	307	296	292	295	305	337	401	426	404	390	382	373	378	367	356	347	347	345	346	345	358	347	316	294
04/21/2007	CST	274	263	257	257	268	281	300	324	359	378	379	369	368	350	333	328	331	329	331	328	334	338	315	301
04/22/2007	CST	277	265	261	260	261	266	276	295	325	342	341	342	356	342	335	329	325	326	330	336	353	366	331	307
04/23/2007	CST	284	275	273	279	294	331	400	426	404	392	386	380	385	374	367	361	359	355	360	363	386	394	357	334
04/24/2007	CST	310	303	303	307	320	359	426	447	417	402	392	384	390	379	366	364	361	361	367	370	387	394	355	331
04/25/2007	CST	308	300	299	303	315	350	417	440	404	385	376	367	375	365	355	352	358	353	347	348	366	383	342	308
04/26/2007	CST	280	271	269	271	280	311	377	404	382	367	361	362	369	362	355	352	353	351	350	347	364	380	342	306
04/27/2007	CST	276	263	257	258	264	293	353	390	376	368	365	360	359	350	344	340	338	334	331	326	335	354	329	298
04/28/2007	CST	275	263	260	263	269	284	302	332	355	363	357	353	343	335	327	324	324	328	327	325	332	346	321	287
04/29/2007	CST	262	248	241	239	240	245	247	276	307	320	324	327	327	320	311	306	309	319	324	329	342	359	323	278
04/30/2007	CST	255	247	246	248	258	286	351	395	382	384	386	381	373	369	361	357	357	359	361	357	372	386	349	302
05/01/2007	CST	278	268	265	266	277	305	371	414	398	388	380	372	361	356	349	346	346	348	351	351	367	387	353	307
05/02/2007	CST	286	278	278	281	290	326	388	420	393	379	373	366	359	354	346	343	344	349	351	354	365	385	350	305
05/03/2007	CST	281	272	269	270	280	311	371	408	386	372	367	361	355	350	346	345	346	349	352	355	366	380	347	301
05/04/2007	CST	273	261	256	254	260	287	346	391	380	377	375	374	368	367	362	357	358	364	368	364	366	366	338	306
05/05/2007	CST	287	277	273	273	273	280	299	335	367	385	392	390	384	374	362	351	347	351	355	355	357	356	332	303
05/06/2007	CST	284	273	268	266	266	273	278	305	332	334	330	331	330	321	310	310	314	321	326	330	335	347	322	281
05/07/2007	CST	257	247	243	242	248	273	332	382	374	369	369	366	362	357	354	351	352	353	353	348	357	378	344	297
05/08/2007	CST	271	260	258	258	264	289	346	385	367	364	364	363	361	364	362	360	363	366	368	366	373	394	361	307
05/09/2007	CST	274	257	249	247	251	275	332	375	365	366	373	374	374	378	380	381	389	394	394	391	391	409	371	316
05/10/2007	CST	282	265	255	251	254	273	330	377	367	363	362	363	360	357	353	352	353	356	357	356	362	382	352	304

**Annual Electric Balancing Authority Area and Planning
 Area Report**

Utility Code: 12658
 Utility Name: Minnkota Power Cooperative, Inc.

For the Year Ending December 31, 2007

Part III - Schedule 2. Planning Area Hourly Demand (continued)

Date	Time Zone	0100	0200	0300	0400	0500	0600	0700	0800	0900	1000	1100	1200	1300	1400	1500	1600	1700	1800	1900	2000	2100	2200	2300	2400
(a)	(b)	(c)	(d)	(e)	(f)	(g)	(h)	(i)	(j)	(k)	(l)	(m)	(n)	(o)	(p)	(q)	(r)	(s)	(t)	(u)	(v)	(w)	(x)	(y)	(z)
05/11/2007	CST	275	262	256	256	285	292	352	400	388	377	377	372	364	357	349	344	346	350	349	351	355	363	340	309
05/12/2007	CST	287	275	270	270	275	286	302	325	349	356	352	343	335	326	318	315	315	319	320	318	320	340	325	289
05/13/2007	CST	261	248	243	241	242	244	245	273	305	318	317	319	322	320	316	315	321	331	340	347	353	371	345	294
05/14/2007	CST	262	248	242	237	238	263	319	366	361	362	364	366	370	372	373	368	366	373	377	375	378	380	345	301
05/15/2007	CST	276	266	260	262	270	294	350	391	373	360	357	359	352	355	352	348	348	349	349	353	361	380	350	301
05/16/2007	CST	277	269	266	269	279	306	370	415	397	386	381	377	368	360	349	348	348	349	351	350	359	383	360	313
05/17/2007	CST	287	277	274	276	285	311	372	407	385	372	366	362	355	350	344	342	344	346	349	348	352	370	348	293
05/18/2007	CST	262	248	243	242	247	269	322	366	357	355	356	356	355	354	356	357	357	361	360	354	351	358	335	283
05/19/2007	CST	253	239	233	237	240	248	263	296	332	356	366	365	358	350	337	329	325	329	329	330	334	351	338	310
05/20/2007	CST	288	278	272	270	273	279	289	316	347	364	367	367	362	345	329	321	322	330	340	345	349	363	338	297
05/21/2007	CST	273	265	263	263	268	291	349	391	381	375	371	365	360	359	357	357	368	375	378	369	372	383	351	302
05/22/2007	CST	270	257	248	245	248	272	329	371	359	356	355	354	360	360	362	359	364	372	377	373	380	377	343	295
05/23/2007	CST	266	250	243	243	251	273	327	372	365	366	368	368	364	361	359	355	356	357	357	355	355	366	343	297
05/24/2007	CST	270	258	250	250	257	280	338	389	384	384	383	380	368	368	364	362	368	376	379	380	381	392	372	330
05/25/2007	CST	307	299	296	297	305	325	375	406	401	397	389	383	377	372	366	364	363	360	359	355	357	363	342	312
05/26/2007	CST	289	278	276	274	277	285	298	327	361	387	396	395	385	373	361	359	363	367	368	365	366	371	357	329
05/27/2007	CST	311	300	296	295	298	299	308	330	347	352	346	341	333	318	304	296	294	291	293	292	296	316	317	288
05/28/2007	CST	265	256	254	254	255	258	263	287	311	331	334	331	328	324	319	320	329	340	340	343	343	358	338	288
05/29/2007	CST	255	239	232	230	233	252	300	344	352	366	376	380	384	385	381	380	379	383	385	380	375	376	349	306
05/30/2007	CST	275	256	248	247	248	266	310	350	351	357	362	360	355	362	361	363	370	370	371	371	371	373	349	300
05/31/2007	CST	270	253	244	242	245	262	308	346	355	362	366	367	365	364	360	359	360	364	364	361	359	372	358	311
06/01/2007	CST	277	260	249	244	248	261	304	344	353	361	367	372	370	369	363	355	352	346	341	333	331	337	321	288
06/02/2007	CST	260	244	236	235	240	240	252	279	313	337	348	353	351	344	332	327	324	324	323	318	317	325	319	287
06/03/2007	CST	262	248	242	237	236	234	238	266	299	320	332	340	346	344	340	335	338	346	352	351	348	358	350	299
06/04/2007	CST	267	249	236	234	237	254	304	344	355	361	368	372	372	374	367	366	365	364	363	361	357	364	350	301
06/05/2007	CST	268	255	248	249	253	269	320	354	353	356	359	358	356	356	350	351	353	357	359	357	356	364	355	304
06/06/2007	CST	271	256	248	242	246	262	309	348	350	358	365	369	366	365	360	358	358	367	367	367	364	365	343	298
06/07/2007	CST	268	254	245	243	247	264	304	342	354	362	368	369	369	369	362	348	349	353	354	358	355	355	339	303
06/08/2007	CST	278	267	264	261	268	282	322	356	363	364	361	360	354	353	346	344	339	337	333	325	320	327	324	294
06/09/2007	CST	265	249	241	236	236	235	252	280	309	330	337	340	338	335	327	330	331	336	334	328	321	322	315	282
06/10/2007	CST	254	239	229	225	224	218	223	252	289	317	332	346	358	362	359	360	366	377	383	383	376	381	367	314
06/11/2007	CST	275	255	246	243	247	260	304	350	374	387	406	419	380	386	385	376	384	394	441	455	443	441	434	372
06/12/2007	CST	328	305	286	277	275	285	332	385	402	417	429	404	400	408	406	409	415	412	408	428	424	425	415	357
06/13/2007	CST	317	290	276	268	271	288	331	374	383	393	400	403	395	389	385	361	335	353	388	386	377	378	367	322

**Annual Electric Balancing Authority Area and Planning
 Area Report**

Utility Code: 12658
 Utility Name: Minnkota Power Cooperative, Inc.

For the Year Ending December 31, 2007

Part III - Schedule 2. Planning Area Hourly Demand (continued)

Date (a)	Time Zone (b)	0100 (c)	0200 (d)	0300 (e)	0400 (f)	0500 (g)	0600 (h)	0700 (i)	0800 (j)	0900 (k)	1000 (l)	1100 (m)	1200 (n)	1300 (o)	1400 (p)	1500 (q)	1600 (r)	1700 (s)	1800 (t)	1900 (u)	2000 (v)	2100 (w)	2200 (x)	2300 (y)	2400 (z)
06/14/2007	CST	292	274	265	260	262	278	320	361	373	379	387	392	393	397	399	397	398	399	399	396	393	390	370	326
06/15/2007	CST	290	272	277	271	273	283	321	376	401	408	418	372	364	362	361	359	360	356	346	347	360	359	357	317
06/16/2007	CST	288	267	256	250	246	246	262	294	333	361	367	375	378	379	376	379	363	389	388	382	369	367	354	314
06/17/2007	CST	281	263	250	244	242	243	246	266	298	320	337	346	358	365	371	375	384	396	403	405	401	410	387	329
06/18/2007	CST	280	253	240	238	242	265	303	348	366	381	388	401	398	395	387	380	374	372	372	366	361	361	345	298
06/19/2007	CST	288	253	245	242	244	258	302	342	350	361	367	368	368	366	362	365	370	374	376	372	367	365	354	305
06/20/2007	CST	271	254	244	240	249	260	306	349	357	375	387	396	400	404	408	412	418	422	419	409	395	385	374	323
06/21/2007	CST	288	267	257	249	252	263	306	351	363	371	382	393	401	410	415	419	426	433	434	429	419	412	401	345
06/22/2007	CST	301	277	259	254	256	259	296	344	367	384	402	413	421	429	434	441	446	447	443	428	411	406	385	335
06/23/2007	CST	297	274	260	255	254	252	269	308	354	391	412	424	428	430	432	437	442	444	440	429	411	401	388	343
06/24/2007	CST	308	285	271	260	257	251	256	286	322	353	378	394	403	411	417	426	436	449	454	448	436	426	407	356
06/25/2007	CST	314	291	281	274	276	296	336	380	400	416	431	446	457	468	481	493	501	507	507	496	486	477	454	393
06/26/2007	CST	349	326	314	306	306	321	340	373	387	402	414	418	429	439	422	427	432	432	429	417	400	389	372	320
06/27/2007	CST	288	266	253	250	255	269	310	343	349	358	367	368	366	362	359	359	358	358	350	347	347	352	339	297
06/28/2007	CST	268	255	246	243	250	269	305	336	346	348	357	360	359	358	359	361	363	365	366	362	359	359	350	306
06/29/2007	CST	273	257	250	246	251	266	306	345	362	371	375	380	379	382	377	380	384	383	377	365	357	357	348	312
06/30/2007	CST	281	263	248	241	241	244	259	290	327	354	370	382	386	387	388	392	398	402	399	388	373	370	359	321
07/01/2007	CST	289	273	261	252	248	243	245	272	306	334	354	367	372	373	374	377	382	391	394	387	383	382	363	322
07/02/2007	CST	290	267	258	255	256	272	308	355	389	413	428	442	450	462	468	475	480	488	486	480	466	457	434	375
07/03/2007	CST	332	304	281	270	274	288	325	365	387	407	427	424	431	439	442	446	452	457	456	444	430	415	401	355
07/04/2007	CST	317	294	282	268	264	260	266	299	346	391	415	420	419	415	411	410	412	416	410	395	377	362	344	320
07/05/2007	CST	291	264	250	244	248	261	296	341	375	405	422	437	449	458	460	462	466	470	465	454	434	417	400	351
07/06/2007	CST	309	287	273	267	266	273	303	348	381	409	429	442	451	458	461	466	471	473	464	455	440	422	409	363
07/07/2007	CST	324	298	284	275	270	266	278	317	359	393	426	447	467	480	484	488	493	493	491	485	473	465	448	403
07/08/2007	CST	369	343	325	313	304	292	291	322	358	387	404	419	427	430	429	428	428	429	421	412	405	405	383	334
07/09/2007	CST	299	282	272	267	269	284	324	365	390	409	423	436	441	448	451	454	456	456	453	438	426	422	391	336
07/10/2007	CST	302	288	273	262	265	281	312	344	357	367	371	381	377	376	373	371	374	374	372	364	362	364	349	306
07/11/2007	CST	278	264	253	249	252	265	304	343	352	357	364	369	370	372	369	369	370	369	370	369	364	367	358	310
07/12/2007	CST	278	262	254	249	252	265	301	339	352	363	371	377	379	380	380	380	383	384	383	373	365	367	358	312
07/13/2007	CST	279	263	254	249	251	265	297	337	351	364	376	383	390	395	394	394	396	399	394	384	369	365	349	317
07/14/2007	CST	287	267	257	250	249	250	259	289	325	349	359	364	365	364	364	369	373	378	376	365	352	351	345	309
07/15/2007	CST	281	264	255	251	247	244	243	267	301	326	341	354	360	355	351	352	356	364	363	358	345	344	324	286
07/16/2007	CST	260	247	241	238	241	258	297	338	355	373	387	397	406	415	419	421	424	427	428	419	412	414	395	340
07/17/2007	CST	304	284	272	264	263	278	316	360	379	399	423	439	449	455	441	452	470	474	475	460	447	441	422	363

**Annual Electric Balancing Authority Area and Planning
Area Report**

For the Year Ending December 31, 2007

Utility Code: 12658
Utility Name: Minnkota Power Cooperative, Inc.

Part III - Schedule 2. Planning Area Hourly Demand (continued)

Date (a)	Time Zone (b)	0100 (c)	0200 (d)	0300 (e)	0400 (f)	0500 (g)	0600 (h)	0700 (i)	0800 (j)	0900 (k)	1000 (l)	1100 (m)	1200 (n)	1300 (o)	1400 (p)	1500 (q)	1600 (r)	1700 (s)	1800 (t)	1900 (u)	2000 (v)	2100 (w)	2200 (x)	2300 (y)	2400 (z)
07/18/2007	CST	319	295	277	268	269	281	319	362	383	404	424	439	448	450	453	456	461	466	469	461	445	437	411	352
07/19/2007	CST	309	288	272	262	262	276	312	358	376	393	407	416	418	422	422	426	431	434	432	423	409	404	387	334
07/20/2007	CST	295	275	266	260	261	272	306	349	372	389	402	410	411	416	419	423	427	429	424	410	391	381	367	325
07/21/2007	CST	293	273	261	257	251	253	262	299	337	367	385	397	404	412	418	424	432	440	438	427	415	416	401	361
07/22/2007	CST	330	310	299	290	283	282	277	305	347	379	403	414	426	432	443	455	470	483	484	479	477	476	448	390
07/23/2007	CST	352	330	315	304	303	316	348	401	437	474	501	518	526	536	540	541	540	543	539	531	514	511	491	429
07/24/2007	CST	384	356	339	328	325	341	382	419	429	443	461	476	491	483	456	465	475	479	479	483	499	500	481	422
07/25/2007	CST	390	356	341	332	331	346	385	436	467	492	505	456	464	472	477	482	481	495	491	486	487	492	472	423
07/26/2007	CST	381	356	335	323	320	335	373	409	425	437	446	447	446	448	449	457	465	471	466	459	441	433	409	354
07/27/2007	CST	313	291	276	268	270	285	318	363	389	411	426	436	441	448	447	447	445	447	434	410	396	396	376	335
07/28/2007	CST	302	280	268	261	255	256	265	297	338	371	395	409	418	421	425	436	444	450	450	438	417	408	388	342
07/29/2007	CST	306	288	276	269	263	254	248	276	319	356	386	414	436	446	451	459	470	485	483	468	459	462	432	374
07/30/2007	CST	331	308	294	281	278	295	333	379	411	445	476	496	508	514	519	524	529	536	533	521	502	498	475	411
07/31/2007	CST	368	345	327	317	316	332	366	415	443	466	490	502	513	522	530	537	544	503	495	514	505	518	484	422
08/01/2007	CST	377	351	330	317	314	330	370	407	418	431	449	462	467	474	473	473	472	476	472	455	432	429	398	343
08/02/2007	CST	305	286	272	266	268	284	317	356	376	395	409	418	422	427	429	437	444	451	450	440	424	424	394	343
08/03/2007	CST	308	288	274	264	265	287	316	354	375	392	409	421	422	431	437	440	440	437	429	414	404	406	381	344
08/04/2007	CST	308	287	275	268	264	270	276	310	353	386	403	414	415	415	413	411	406	405	397	386	382	388	364	331
08/05/2007	CST	303	286	272	266	263	265	265	282	309	331	344	354	365	375	384	398	416	433	434	426	417	422	389	336
08/06/2007	CST	303	283	268	264	268	288	324	361	380	393	398	409	411	405	397	393	399	413	417	409	406	417	382	332
08/07/2007	CST	302	286	275	267	270	293	330	365	377	384	401	416	428	438	446	452	463	472	470	460	446	453	415	361
08/08/2007	CST	324	304	290	283	287	303	338	373	386	399	408	411	413	417	418	420	422	426	427	423	423	420	382	337
08/09/2007	CST	307	289	276	269	271	293	334	371	387	410	431	457	470	483	491	497	508	516	510	497	482	486	446	391
08/10/2007	CST	351	324	309	299	299	315	347	387	414	439	462	477	485	490	487	483	473	467	454	431	418	418	388	350
08/11/2007	CST	320	302	286	276	274	279	290	314	346	379	404	434	449	456	458	463	465	463	451	426	402	398	367	326
08/12/2007	CST	297	279	270	265	268	259	260	279	309	328	336	346	352	352	350	354	360	377	380	378	376	389	358	311
08/13/2007	CST	283	270	264	263	267	289	327	365	381	393	401	406	404	404	402	405	411	421	423	417	422	428	391	343
08/14/2007	CST	314	297	286	278	281	298	333	369	382	397	407	412	420	425	414	412	407	407	407	400	401	414	374	330
08/15/2007	CST	302	289	280	277	281	302	342	375	384	403	417	427	433	442	446	456	463	472	469	452	441	445	405	353
08/16/2007	CST	319	302	287	282	285	305	340	374	389	402	409	416	418	420	421	424	425	430	430	420	416	426	390	344
08/17/2007	CST	312	297	289	286	290	310	345	379	396	405	411	412	410	407	404	402	398	397	395	382	384	394	366	329
08/18/2007	CST	301	287	280	276	278	285	296	323	353	377	386	387	384	379	370	367	369	372	368	365	371	373	349	318
08/19/2007	CST	295	282	274	272	272	275	279	296	327	349	359	369	378	373	368	367	371	377	378	378	388	389	356	319
08/20/2007	CST	295	285	281	279	284	306	350	382	393	408	417	415	412	409	401	400	398	406	409	408	410	401	363	322

**Annual Electric Balancing Authority Area and Planning
Area Report**

Utility Code: 12658
Utility Name: Minnkota Power Cooperative, Inc.

For the Year Ending December 31, 2007

Part III - Schedule 2. Planning Area Hourly Demand (continued)

Date (a)	Time Zone (b)	0100 (c)	0200 (d)	0300 (e)	0400 (f)	0500 (g)	0600 (h)	0700 (i)	0800 (j)	0900 (k)	1000 (l)	1100 (m)	1200 (n)	1300 (o)	1400 (p)	1500 (q)	1600 (r)	1700 (s)	1800 (t)	1900 (u)	2000 (v)	2100 (w)	2200 (x)	2300 (y)	2400 (z)	
08/21/2007	CST	298	287	278	274	277	302	350	380	382	395	403	407	406	410	411	408	402	402	407	409	413	420	420	383	341
08/22/2007	CST	312	299	289	285	287	309	352	385	398	402	412	429	436	447	451	458	461	464	464	464	454	452	454	406	356
08/23/2007	CST	320	304	293	289	290	310	352	385	385	390	395	399	395	395	395	401	408	412	413	413	408	417	425	384	335
08/24/2007	CST	309	299	287	281	285	303	345	378	390	396	401	403	399	399	404	401	398	394	390	390	382	389	393	364	332
08/25/2007	CST	308	293	287	283	282	286	297	320	355	378	389	391	389	384	382	384	389	391	390	390	379	379	382	355	324
08/26/2007	CST	300	285	277	273	273	277	280	299	333	356	372	390	408	419	433	445	464	478	475	475	472	474	452	407	359
08/27/2007	CST	324	307	294	285	288	307	356	390	393	400	412	416	413	409	404	402	402	405	409	403	405	405	393	349	309
08/28/2007	CST	283	273	266	264	269	293	347	379	375	380	387	390	390	390	387	384	386	386	385	377	388	392	358	319	
08/29/2007	CST	292	281	274	273	279	303	355	387	385	392	391	394	391	393	391	395	400	404	405	401	418	416	370	325	
08/30/2007	CST	297	285	280	278	283	304	355	388	382	390	397	404	404	407	409	417	426	427	429	423	433	426	383	338	
08/31/2007	CST	312	294	288	285	287	305	352	384	392	403	412	418	424	434	442	450	458	462	456	438	442	432	397	358	
09/01/2007	CST	326	305	294	289	286	290	300	317	358	395	414	426	437	442	443	442	438	437	429	419	426	422	395	360	
09/02/2007	CST	327	305	296	286	279	280	283	298	334	360	370	378	385	384	383	383	388	395	391	376	384	371	346	306	
09/03/2007	CST	282	270	264	260	260	262	271	286	322	357	379	388	396	409	417	430	446	464	468	461	471	455	396	343	
09/04/2007	CST	312	293	283	278	279	306	370	398	394	408	415	422	436	452	457	462	472	482	482	478	491	471	419	365	
09/05/2007	CST	333	314	302	288	287	315	377	410	403	413	433	447	461	476	486	496	504	507	502	493	506	478	414	356	
09/06/2007	CST	320	301	285	275	274	296	364	399	384	385	388	389	387	386	382	378	389	393	398	401	416	398	355	313	
09/07/2007	CST	290	279	272	268	269	292	356	389	381	386	389	389	386	384	382	380	380	382	381	370	385	372	343	315	
09/08/2007	CST	291	279	273	269	272	280	297	323	352	374	379	380	376	372	365	362	365	365	362	363	376	365	337	310	
09/09/2007	CST	290	280	276	274	276	282	296	318	346	348	344	347	349	344	333	329	331	338	347	368	396	376	337	300	
09/10/2007	CST	279	272	268	267	273	306	375	409	395	382	382	384	383	380	368	371	375	386	395	406	418	398	352	308	
09/11/2007	CST	284	274	269	269	278	307	383	412	396	395	391	385	377	374	366	365	367	373	382	382	426	413	372	334	
09/12/2007	CST	314	308	301	301	310	341	416	448	420	408	404	394	382	383	376	375	379	382	386	393	428	408	363	323	
09/13/2007	CST	302	290	285	277	282	313	388	424	406	400	395	391	390	389	385	383	385	397	405	419	444	422	381	344	
09/14/2007	CST	323	314	311	311	319	351	423	456	438	429	421	412	404	397	389	380	376	373	372	383	413	407	380	352	
09/15/2007	CST	333	325	318	319	326	340	368	391	412	415	407	395	379	363	352	346	344	345	346	355	376	364	338	313	
09/16/2007	CST	296	290	286	284	289	297	313	332	356	358	353	354	357	352	348	347	353	360	363	375	400	376	333	296	
09/17/2007	CST	275	267	263	257	261	292	363	397	385	388	390	392	391	391	389	387	390	390	396	410	419	393	353	313	
09/18/2007	CST	291	281	272	269	272	292	352	386	372	372	372	372	370	375	373	373	378	387	395	410	418	393	352	313	
09/19/2007	CST	293	284	277	278	283	313	384	418	395	392	390	384	377	375	372	367	364	370	377	392	420	398	358	318	
09/20/2007	CST	297	289	282	280	281	309	379	425	407	404	400	396	389	385	381	378	386	399	399	409	420	394	353	313	
09/21/2007	CST	292	275	264	262	266	289	356	399	385	384	390	387	378	372	367	364	360	354	347	355	377	366	338	309	
09/22/2007	CST	289	280	277	278	283	295	321	344	365	374	371	365	355	349	345	342	345	349	345	355	372	354	324	295	
09/23/2007	CST	273	262	255	254	253	259	272	284	316	336	346	358	372	381	388	400	415	428	437	452	465	435	383	343	

**Annual Electric Balancing Authority Area and Planning
 Area Report**

Utility Code: 12658
 Utility Name: Minnkota Power Cooperative, Inc.

For the Year Ending December 31, 2007

Part III - Schedule 2. Planning Area Hourly Demand (continued)

Date (a)	Time Zone (b)	0100 (c)	0200 (d)	0300 (e)	0400 (f)	0500 (g)	0600 (h)	0700 (i)	0800 (j)	0900 (k)	1000 (l)	1100 (m)	1200 (n)	1300 (o)	1400 (p)	1500 (q)	1600 (r)	1700 (s)	1800 (t)	1900 (u)	2000 (v)	2100 (w)	2200 (x)	2300 (y)	2400 (z)
09/24/2007	CST	314	293	280	273	273	298	360	399	395	397	399	393	389	386	384	380	378	381	387	401	400	372	331	292
09/25/2007	CST	273	265	259	258	265	289	357	398	379	379	381	379	372	370	367	364	364	377	377	385	404	422	399	325
09/26/2007	CST	310	304	299	295	303	334	409	436	409	397	386	377	377	373	373	372	378	378	380	401	413	390	353	315
09/27/2007	CST	295	288	281	280	285	315	389	426	401	391	382	377	370	369	366	365	367	369	370	388	416	396	358	321
09/28/2007	CST	301	294	293	294	304	335	410	448	424	409	397	386	376	371	365	362	362	365	361	376	379	363	344	312
09/29/2007	CST	290	282	291	288	291	303	324	352	377	388	387	385	379	376	378	380	381	384	385	401	404	379	348	317
09/30/2007	CST	293	281	274	268	265	266	276	303	335	352	359	366	370	366	361	362	364	373	373	378	405	388	349	314
10/01/2007	CST	297	289	287	290	301	336	410	452	428	415	408	401	390	384	380	377	381	389	395	421	431	406	363	326
10/02/2007	CST	310	301	293	292	295	322	394	435	411	403	401	390	382	379	369	366	373	379	382	408	417	393	355	319
10/03/2007	CST	300	296	294	295	304	334	409	447	414	402	390	384	378	377	372	370	372	377	383	410	418	395	349	312
10/04/2007	CST	294	288	280	279	287	315	385	425	400	394	389	384	378	375	370	369	370	376	376	417	419	395	360	323
10/05/2007	CST	305	297	292	291	298	330	400	448	428	425	422	410	403	397	392	391	398	406	408	415	404	385	355	325
10/06/2007	CST	304	293	284	281	285	296	320	351	375	390	391	384	375	371	366	364	368	375	381	397	387	366	335	305
10/07/2007	CST	279	267	261	253	253	264	279	307	338	356	363	372	375	372	364	362	370	385	402	420	410	387	354	323
10/08/2007	CST	305	298	294	295	301	330	394	442	425	425	427	424	417	411	406	408	413	430	446	460	451	426	389	356
10/09/2007	CST	339	331	327	329	339	376	452	495	467	463	465	459	453	446	436	434	438	448	462	490	483	456	416	379
10/10/2007	CST	359	351	348	348	357	388	462	506	474	465	459	452	442	437	431	433	446	461	473	497	491	463	423	384
10/11/2007	CST	363	352	347	346	353	385	456	502	476	470	467	462	452	446	439	433	438	449	465	491	480	456	421	388
10/12/2007	CST	367	358	352	351	354	383	455	498	477	469	462	453	441	432	419	416	416	421	434	453	447	427	400	370
10/13/2007	CST	350	340	335	334	339	354	381	412	433	445	437	420	401	385	377	372	371	378	392	425	422	408	382	358
10/14/2007	CST	344	335	334	334	336	346	367	399	419	416	402	395	392	386	379	376	381	394	414	451	444	420	387	357
10/15/2007	CST	344	341	344	348	361	395	467	512	482	463	450	435	423	418	414	413	422	438	460	477	472	448	412	375
10/16/2007	CST	355	351	348	346	353	383	455	497	469	472	468	465	457	451	449	450	459	469	478	489	480	449	409	372
10/17/2007	CST	351	343	335	332	338	368	439	482	455	447	440	435	426	425	418	418	426	439	449	458	448	426	391	355
10/18/2007	CST	334	323	316	314	319	343	397	438	439	441	438	435	432	428	421	418	422	433	449	452	444	424	394	363
10/19/2007	CST	343	334	329	327	332	358	406	442	447	450	445	440	431	424	416	410	406	404	417	437	434	419	397	371
10/20/2007	CST	354	344	339	340	347	361	387	415	434	446	443	422	397	380	370	367	370	380	399	418	411	399	377	354
10/21/2007	CST	339	331	329	329	333	341	363	395	417	427	431	429	422	408	392	385	388	405	437	466	455	434	399	372
10/22/2007	CST	357	356	362	369	381	415	493	543	512	497	477	462	441	425	412	411	414	421	462	500	496	473	437	402
10/23/2007	CST	366	378	375	376	383	417	490	540	509	492	476	460	445	435	426	422	427	437	474	506	503	485	445	410
10/24/2007	CST	391	387	386	389	400	436	514	563	525	505	486	464	445	432	422	413	419	431	463	499	497	477	440	403
10/25/2007	CST	386	380	377	379	387	422	497	543	504	472	449	431	418	409	403	399	398	403	435	468	462	442	404	373
10/26/2007	CST	357	348	346	350	365	402	481	536	509	491	480	472	467	470	469	470	477	487	499	504	499	485	456	429
10/27/2007	CST	415	407	405	407	416	428	460	497	511	512	501	483	464	450	437	433	433	444	479	499	491	479	462	440

**Annual Electric Balancing Authority Area and Planning
Area Report**

Utility Code: 12658
Utility Name: Minnkota Power Cooperative, Inc.

For the Year Ending December 31, 2007

Part III - Schedule 2. Planning Area Hourly Demand (continued)

Date	Time Zone	0100	0200	0300	0400	0500	0600	0700	0800	0900	1000	1100	1200	1300	1400	1500	1600	1700	1800	1900	2000	2100	2200	2300	2400
(a)	(b)	(c)	(d)	(e)	(f)	(g)	(h)	(i)	(j)	(k)	(l)	(m)	(n)	(o)	(p)	(q)	(r)	(s)	(t)	(u)	(v)	(w)	(x)	(y)	(z)
10/28/2007	CST	428	426	427	431	435	445	465	500	522	514	504	495	487	467	442	430	430	444	483	508	494	468	432	399
10/29/2007	CST	385	383	384	385	396	431	512	564	537	515	497	478	450	432	424	418	417	426	461	485	481	462	423	388
10/30/2007	CST	371	370	367	368	375	410	489	536	503	476	460	437	422	416	413	413	418	432	464	475	468	450	414	382
10/31/2007	CST	364	361	361	366	381	421	506	561	530	515	505	496	487	486	480	477	483	492	521	533	530	517	484	449
11/01/2007	CST	436	434	435	434	442	478	557	596	545	530	525	534	508	488	472	464	470	486	523	536	527	502	461	423
11/02/2007	CST	402	398	396	401	409	437	516	572	552	528	512	495	481	476	476	488	500	514	533	534	524	506	478	445
11/03/2007	CST	427	421	422	428	437	459	493	522	539	540	519	505	500	493	478	470	470	477	505	517	509	490	463	435
11/04/2007	CST	418	412	416	423	436	459	481	504	515	512	500	498	495	491	486	487	503	536	545	535	513	483	448	420
11/05/2007	CST	408	404	407	412	430	473	543	578	559	556	560	560	554	550	556	561	557	529	514	582	578	585	529	488
11/06/2007	CST	468	461	459	459	473	510	585	617	581	583	576	569	561	557	559	563	573	542	522	513	579	591	572	529
11/07/2007	CST	501	492	489	489	514	551	625	652	618	602	586	568	548	534	517	510	528	516	509	538	589	589	536	495
11/08/2007	CST	476	468	466	466	477	513	579	568	505	474	535	575	542	533	534	533	519	499	488	480	513	517	540	494
11/09/2007	CST	467	458	450	452	463	490	544	578	559	575	564	557	547	543	542	540	545	539	535	563	558	528	493	470
11/10/2007	CST	445	437	435	437	444	468	498	526	547	515	509	521	491	466	463	456	471	516	527	520	506	490	464	439
11/11/2007	CST	426	421	419	418	421	434	454	477	494	497	485	468	447	429	414	414	431	487	511	509	500	481	451	426
11/12/2007	CST	416	413	417	422	433	465	525	559	545	528	504	482	463	452	447	445	459	515	531	527	517	490	454	422
11/13/2007	CST	408	404	404	404	410	442	512	540	504	494	466	458	459	468	464	468	487	522	527	525	517	498	463	431
11/14/2007	CST	416	413	413	419	435	473	548	590	566	559	558	554	550	550	548	555	581	617	619	608	593	564	518	478
11/15/2007	CST	459	459	458	457	469	511	586	619	578	555	536	519	508	498	508	518	537	544	603	588	572	544	506	473
11/16/2007	CST	457	452	446	445	454	489	557	588	559	532	517	495	480	469	467	479	507	551	550	538	530	512	484	459
11/17/2007	CST	442	438	439	441	448	467	498	529	548	554	542	539	525	512	507	512	533	588	570	560	553	538	510	485
11/18/2007	CST	471	467	469	468	470	483	504	534	553	558	557	559	561	554	553	552	566	582	566	581	561	529	486	447
11/19/2007	CST	426	418	415	417	425	461	532	573	545	533	522	508	496	488	481	484	511	531	563	554	544	518	480	478
11/20/2007	CST	453	445	442	443	453	488	560	583	552	545	536	530	564	556	554	559	583	566	584	600	578	555	521	530
11/21/2007	CST	505	494	488	489	501	536	608	626	604	602	601	595	633	623	615	617	633	606	638	622	607	585	553	570
11/22/2007	CST	542	528	521	517	520	537	564	564	586	593	581	555	552	503	483	481	507	525	535	540	540	531	508	533
11/23/2007	CST	514	504	501	501	507	531	563	562	567	572	567	550	571	553	543	542	551	561	559	549	538	521	497	517
11/24/2007	CST	494	481	475	478	485	500	526	528	552	566	552	540	568	533	511	503	520	540	541	532	520	499	473	488
11/25/2007	CST	462	452	446	445	447	457	479	486	502	509	501	488	509	480	461	468	501	536	542	539	530	506	471	487
11/26/2007	CST	470	462	464	473	490	529	607	618	599	588	574	563	603	585	575	584	617	530	524	613	648	666	622	649
11/27/2007	CST	632	627	626	627	640	673	650	635	607	591	587	587	633	635	645	645	660	565	559	615	622	659	660	672
11/28/2007	CST	639	619	606	596	595	622	606	550	644	626	609	608	642	605	592	649	668	574	565	575	612	679	676	694
11/29/2007	CST	671	660	654	655	665	703	619	559	551	557	564	569	721	723	711	704	601	610	618	583	574	611	681	748
11/30/2007	CST	720	707	696	695	701	729	655	569	541	550	557	576	597	593	575	567	581	587	587	549	537	605	681	694

**Annual Electric Balancing Authority Area and Planning
Area Report**

Utility Code: 12658
Utility Name: Minnkota Power Cooperative, Inc.

For the Year Ending December 31, 2007

Part III - Schedule 2. Planning Area Hourly Demand (continued)

Date (a)	Time Zone (b)	0100 (c)	0200 (d)	0300 (e)	0400 (f)	0500 (g)	0600 (h)	0700 (i)	0800 (j)	0900 (k)	1000 (l)	1100 (m)	1200 (n)	1300 (o)	1400 (p)	1500 (q)	1600 (r)	1700 (s)	1800 (t)	1900 (u)	2000 (v)	2100 (w)	2200 (x)	2300 (y)	2400 (z)
12/01/2007	CST	662	638	623	612	605	610	630	626	645	600	552	650	684	664	651	650	619	584	593	596	604	618	580	604
12/02/2007	CST	578	563	559	562	566	579	601	601	617	621	614	601	648	641	644	654	681	580	570	642	715	705	661	693
12/03/2007	CST	677	667	662	665	673	702	630	604	541	554	552	566	672	740	601	561	587	599	585	561	549	550	560	684
12/04/2007	CST	657	627	613	607	610	635	572	532	507	523	532	537	581	571	513	502	521	532	537	532	487	514	513	665
12/05/2007	CST	675	668	662	661	672	709	753	578	537	527	521	500	525	508	522	528	529	521	565	556	525	511	573	713
12/06/2007	CST	742	738	718	708	702	719	632	556	515	523	578	647	706	688	679	643	590	599	594	583	592	611	681	708
12/07/2007	CST	679	666	659	659	669	704	753	614	611	614	613	610	649	701	708	712	749	679	614	620	711	740	704	733
12/08/2007	CST	707	698	696	698	705	723	753	740	753	644	586	659	751	720	700	703	747	681	624	614	598	609	716	769
12/09/2007	CST	746	733	725	724	725	734	754	741	755	744	606	698	720	738	706	700	734	641	603	613	608	624	690	728
12/10/2007	CST	697	681	673	672	679	710	743	625	591	607	688	662	681	671	657	669	710	621	625	636	639	718	656	677
12/11/2007	CST	653	641	634	633	642	677	741	682	685	661	642	618	657	642	628	648	679	619	615	622	708	705	659	681
12/12/2007	CST	656	644	638	636	643	675	734	609	570	546	545	629	661	643	640	654	678	614	635	685	656	641	590	602
12/13/2007	CST	572	555	549	546	547	581	637	616	663	656	647	642	698	699	696	710	714	610	604	616	611	740	709	737
12/14/2007	CST	713	702	697	698	709	743	713	595	573	583	526	493	614	709	719	732	649	592	584	573	569	727	716	733
12/15/2007	CST	701	674	660	651	640	641	659	646	554	528	522	552	685	647	624	622	592	524	527	529	526	618	600	622
12/16/2007	CST	602	588	584	584	588	601	625	628	644	641	618	607	659	643	627	630	598	542	554	550	563	665	630	639
12/17/2007	CST	614	604	591	587	592	624	692	601	624	624	616	589	613	594	586	596	638	597	592	587	594	647	615	631
12/18/2007	CST	602	584	579	578	584	615	668	613	616	631	598	572	597	580	570	576	604	589	589	603	605	655	624	637
12/19/2007	CST	612	607	603	605	615	651	718	597	501	440	432	539	577	652	658	655	669	574	544	521	512	580	605	607
12/20/2007	CST	573	554	543	543	551	584	641	526	510	526	610	593	623	600	588	598	619	556	534	530	534	624	586	590
12/21/2007	CST	557	536	530	531	541	572	642	616	641	619	605	592	620	602	587	585	599	530	536	616	596	580	551	573
12/22/2007	CST	545	533	533	537	552	577	607	615	645	650	645	629	674	656	644	657	693	710	711	701	683	662	631	658
12/23/2007	CST	632	611	607	603	605	615	637	636	655	662	659	650	705	688	678	678	698	636	664	695	686	668	635	666
12/24/2007	CST	633	616	603	600	602	624	653	649	659	664	651	632	669	652	639	642	647	627	608	588	573	559	536	566
12/25/2007	CST	536	512	497	491	488	497	513	509	525	536	532	519	546	517	505	509	533	548	554	555	553	540	513	544
12/26/2007	CST	524	511	509	509	518	545	596	601	609	616	614	602	639	627	617	623	646	652	656	658	644	633	588	608
12/27/2007	CST	583	567	555	551	554	577	627	634	623	615	599	598	639	619	611	617	641	608	604	598	598	631	601	621
12/28/2007	CST	594	579	566	562	565	587	634	635	603	601	631	606	660	638	619	617	627	598	606	624	607	587	558	585
12/29/2007	CST	559	540	533	528	530	541	562	559	579	593	592	588	629	609	592	592	619	605	606	630	607	588	560	587
12/30/2007	CST	562	544	534	531	532	541	558	559	571	576	565	551	586	568	562	571	597	604	609	635	608	586	554	579
12/31/2007	CST	559	542	539	541	552	577	624	631	639	643	636	623	653	639	636	649	686	674	673	693	668	651	633	686

**Annual Electric Balancing Authority Area and Planning
 Area Report
 For the Year Ending December 31, 2007**

Utility Code: 12658
 Utility Name: Minnkota Power Cooperative, Inc.

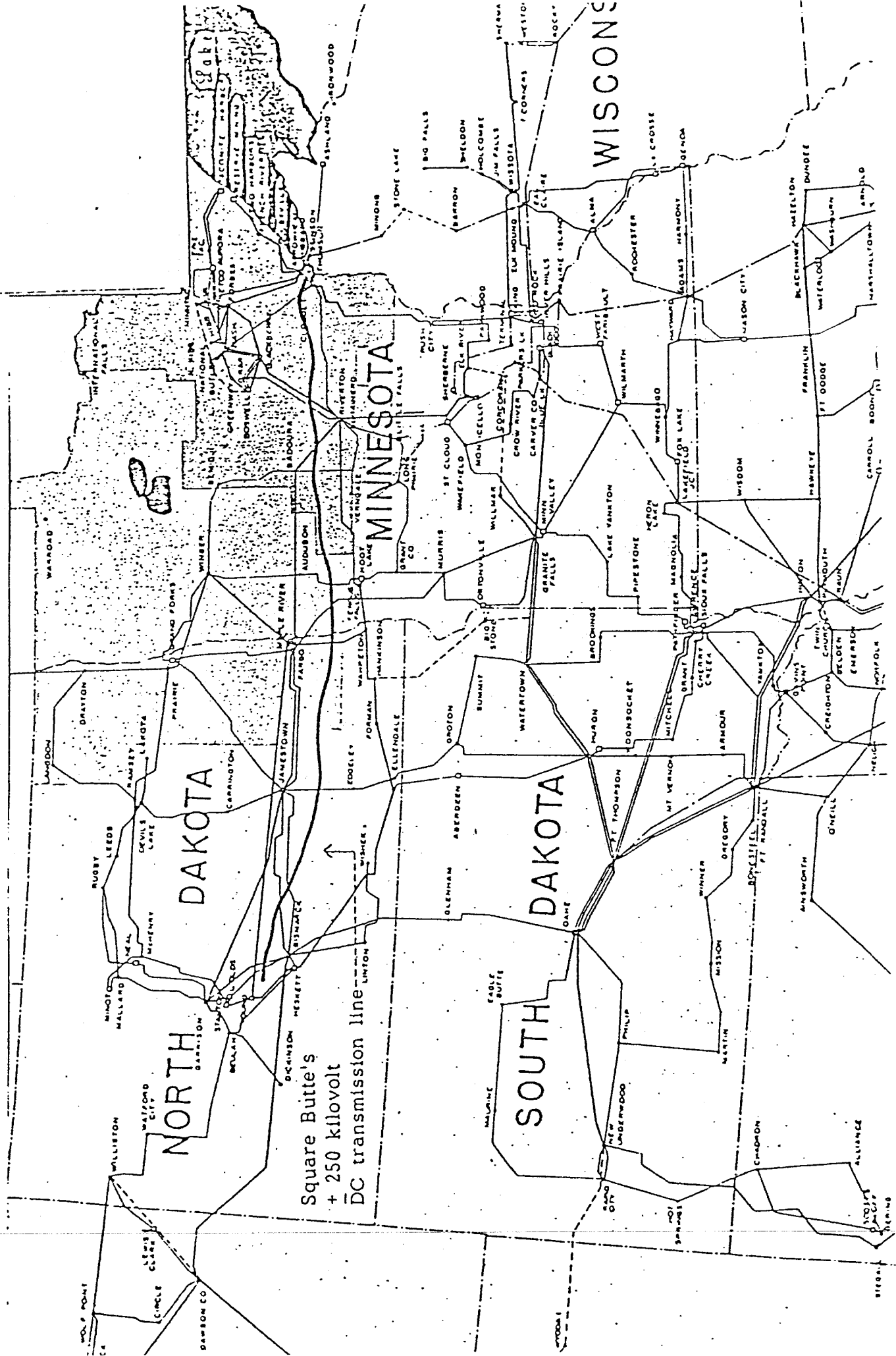
Part III - Schedule 2. Forecast Summer and Winter Peak Demand and Annual Net Energy for Load

Provide the planning area's forecast summer and winter peak demand, in megawatts, and annual net energy for load, in megawatthours, for the next ten years.

Line No (a)	Year (b)	Summer Forecast (MW) (c)	Winter Forecast (MW) (d)	Forecast of Annual Net Energy for Load (MWh) (e)
1	2008	500	790	3,910,000
2	2009	515	810	4,007,000
3	2010	530	830	4,107,000
4	2011	545	850	4,210,000
5	2012	560	870	4,315,000
6	2013	575	890	4,425,000
7	2014	590	910	4,535,000
8	2015	605	930	4,645,000
9	2016	620	950	4,760,000
10	2017	635	975	4,900,000

EXHIBIT III

Square Butte Electric Cooperative Transmission Map



Square Butte's
+ 250 kilovolt
DC transmission line

NORTH
DAKOTA

SOUTH
DAKOTA

MINNESOTA

WISCONSIN

WOLF POINT
ND

DAKOTA

WOODS

ST. CLOUD

WISCONSIN

MINNESOTA

DAKOTA

MINNESOTA

WISCONSIN

DAKOTA

MINNESOTA

WISCONSIN

DAKOTA

MINNESOTA

WISCONSIN

DAKOTA

MINNESOTA

WISCONSIN

DAKOTA

MINNESOTA

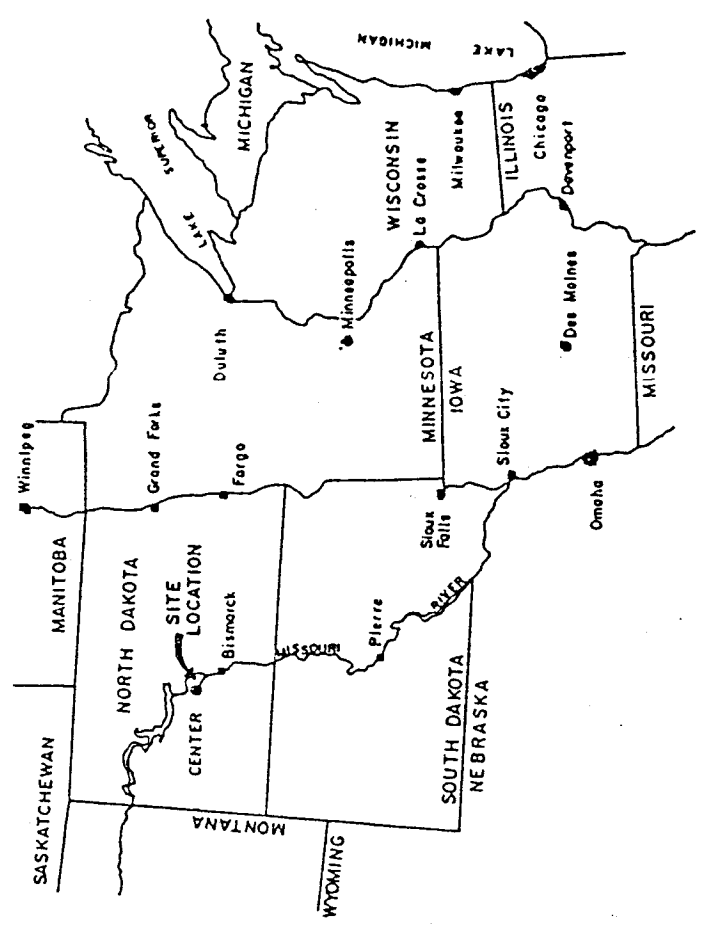
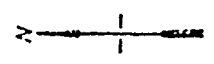
WISCONSIN

DAKOTA

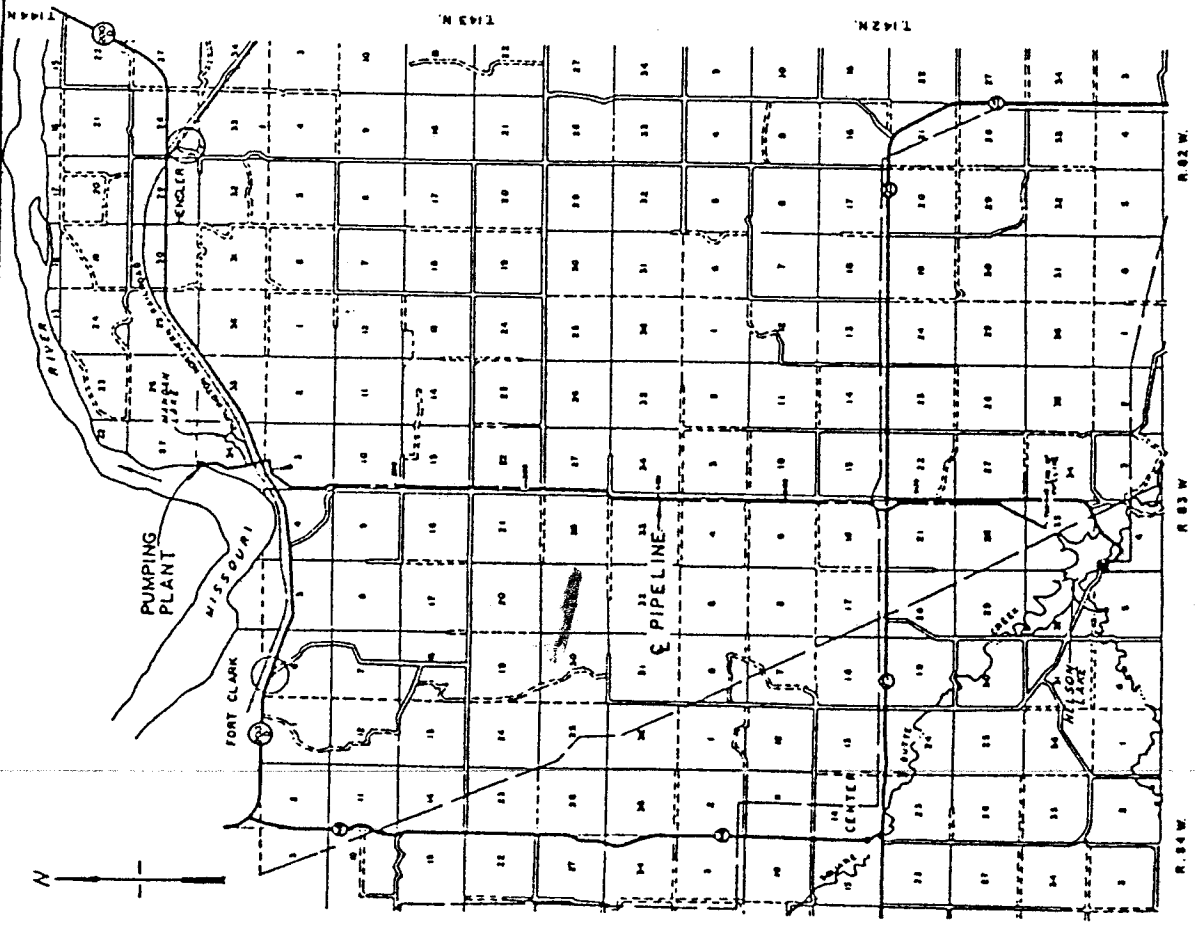
EXHIBIT IV

Square Butte Electric Cooperative

Water Pipeline Map



LOCATION MAP
 0 50 100 150
 SCALE IN MILES



SITE LOCATION
 (OLIVER COUNTY)
 0 1 2
 SCALE IN MILES

ORDER AND REVISED SODAS BUTTE ELECTRIC COOPERATIVE GRAND FORKS - NORTH DAKOTA MILTON R. YOUNG STATION CENTER, NORTH DAKOTA		PROJECT NELSON LAKE MAKEUP SYST LOCATION & SITE MAP 0971-006-032	
PREPARED BY DANIEL B. [Signature] CONSULTING ENGINEER 1001 W. [Address] GRAND FORKS, N. D. 58001		DATE 11/1/82	
CHECKED BY [Signature] PROJECT MANAGER 1001 W. [Address] GRAND FORKS, N. D. 58001		DATE 11/1/82	
APPROVED BY [Signature] DISTRICT MANAGER 1001 W. [Address] GRAND FORKS, N. D. 58001		DATE 11/1/82	
NO.	DATE	DESCRIPTION	REVISIONS