

Exam Date:09/16/2008

Colfax Farmers Elevator, Inc.

Page: 1

Examiner: 1

PO Box 37

Colfax , ND

County:

Phone: 701-372-3721

CCC Number:

Location/Container Numbers/Comments	Section	Capacity
PART A - ADDITIONAL SPACE TO BE INCLUDED UNDER LICENSE		
116	A	2,712
001	E	2,684
002	E	2,684
003	E	1,078
004	E	1,078
337	A	230,687
	Total:	240,923

PART B - SPACE TO BE DELETED UNDER LICENSE

<NO BINS DELETED>

Total:	0
---------------	----------

PART C - ALL SPACE TO BE INCLUDED UNDER LICENSE

A	668,000
E	8,000
G	122,000
H	147,000
Total:	945,000

PART D - TOTAL CAPACITY BY FUNCTIONAL UNIT

Colfax 149	A E G H	945,000
	Total:	945,000

Exam Date:09/16/2008
 Examiner: 1

Colfax Farmers Elevator, Inc.
 PO Box 37
 Colfax, ND
 County:

Status	Section	Bin Number	Bin Type	Base Point	Diameter or Bu/Ft (Irreg).	Length	Width	Side wall	Add for Hopper	Ded. for Obst.	Effective Depth	Add for Peak	Depth for Capac.	Bushels per Foot	Base Pack%	Bushel Capacity with Pack
--------	---------	------------	----------	------------	----------------------------	--------	-------	-----------	----------------	----------------	-----------------	--------------	------------------	------------------	------------	---------------------------

Facility: Colfax

Section: A

A	102 T	Square	Zero point: Floor over bins.	0.000	10.00	6.000	54.00	0.00	0.00	54.000	0.000	54.0	48.2	4.20	2,712
A	102B	Square	work floor - top 54'	0.000	12.00	10.00	18.00	0.00	0.00	18.000	0.000	18.0	96.5	6.00	1,841
A	103	Square	Zero point: Floor over bins.	0.000	11.00	6.000	51.00	0.00	0.00	51.000	0.000	51.0	53.1	4.50	2,830
A	105	Square	Zero point: Floor over bins.	0.000	11.00	6.000	53.00	0.00	0.00	53.000	0.000	53.0	53.1	4.50	2,941
A	106 T	Square	work floor -	0.000	11.00	6.000	54.00	0.00	0.00	54.000	0.000	54.0	53.1	4.50	2,996
A	106B	Square	work floor - top 54'	0.000	12.00	11.00	18.00	0.00	0.00	18.000	0.000	18.0	106.1	6.20	2,028
A	111 T	Square	Zero point: Floor over bins.	0.000	10.00	6.000	54.00	0.00	0.00	54.000	0.000	54.0	48.2	4.20	2,712
A	111B	Square	work floor - top 54'	0.000	12.00	10.00	18.00	0.00	0.00	18.000	0.000	18.0	96.5	6.00	1,841
A	112	Square	Zero point: Floor over bins.	0.000	10.00	6.000	53.00	0.00	0.00	53.000	0.000	53.0	48.2	4.20	2,662
A	113	Square	Zero point: Floor over bins.	0.000	10.00	3.000	51.00	0.00	0.00	51.000	0.000	51.0	24.1	2.50	1,260
A	115	Square	Zero point: Floor over bins.	0.000	10.00	6.000	51.00	0.00	0.00	51.000	0.000	51.0	48.2	4.20	2,561
Added	A 116	Square	Zero point: Floor over bins.	0.000	10.00	6.000	54.00	0.00	0.00	54.000	0.000	54.0	48.2	4.20	2,712
A	118 T	Square	Zero point: Floor over bins.	0.000	10.00	6.000	54.00	0.00	0.00	54.000	0.000	54.0	48.2	4.20	2,712
A	118B	Square	work floor - top 54'	0.000	12.00	10.00	18.00	0.00	0.00	18.000	0.000	18.0	96.5	6.00	1,841
A	120	Square	Zero point: Floor over bins.	0.000	8.500	6.000	24.00	0.00	0.00	24.000	0.000	24.0	41.0	3.00	1,014
A	121	Square	Zero point: Floor over bins.	0.000	11.00	6.000	54.00	0.00	0.00	54.000	0.000	54.0	53.1	4.50	2,996
A	122 T	Square	Zero point: Floor over bins.	0.000	6.000	2.000	29.00	0.00	0.00	29.000	0.000	29.0	9.6	2.00	284
A	122B	Square	work floor - top 29'	0.000	11.00	6.000	24.00	0.00	0.00	24.000	0.000	24.0	53.1	4.50	1,331
A	123 T	Square	Zero point: Floor over bins.	0.000	10.00	6.000	54.00	0.00	0.00	54.000	0.000	54.0	48.2	4.20	2,712
A	123B	Square	work floor - top 54'	0.000	12.00	10.00	18.00	0.00	0.00	18.000	0.000	18.0	96.5	6.00	1,841
A	124	Square	Zero point: Floor over bins.	0.000	11.00	6.000	51.00	0.00	0.00	51.000	0.000	51.0	53.1	4.50	2,830

Client ID: 37

NDPSC Bin Capacity Chart

09/19/2008 08:10:10 AM

Exam Date:09/16/2008
Examiner: 1

Colfax Farmers Elevator, Inc.
PO Box 37
Colfax, ND
County:

Page: 2

Status	Section	Bin Number	Bin Type	Base Point	Diameter or Bu/Ft (Irreg).	Length	Width	Side wall	Add for Hopper	Ded. for Obst.	Effective Depth	Add for Peak	Depth for Capac.	Bushels per Foot	Base Pack%	Bushel Capacity with Pack
--------	---------	------------	----------	------------	-------------------------------	--------	-------	--------------	----------------------	----------------------	--------------------	--------------------	------------------------	------------------------	---------------	------------------------------

Facility: Colfax

Section: A

A		127	Square	Zero point: Floor over bins.	0.000	10.00	6.000	53.00	0.00	0.00	53.000	0.000	53.0	48.2	4.20	2,662
A		128	Square	Zero point: Floor over bins.	0.000	4.500	3.000	51.00	0.00	0.00	51.000	0.000	51.0	10.9	2.00	567
A		129	Square	Zero point: Floor over bins.	0.000	10.00	6.000	54.00	0.00	0.00	54.000	0.000	54.0	48.2	4.20	2,712
A		130	Square	Zero point: Floor over bins.	0.000	5.500	3.000	51.00	0.00	0.00	51.000	0.000	51.0	13.3	2.00	692
A		131	Square	Zero point: Floor over bins.	0.000	4.500	3.000	51.00	0.00	0.00	51.000	0.000	51.0	10.9	2.00	567
A		201	Square	Zero point: Floor over bins.	0.000	11.50	9.500	62.00	0.00	0.00	62.000	0.000	62.0	87.8	5.80	5,760
A		202 T	Square	Zero point: Floor over bins.	0.000	11.50	10.50	62.00	0.00	0.00	62.000	0.000	62.0	97.1	6.00	6,381
A		202B	Square	work floor - top 62'	0.000	12.00	11.50	9.000	0.00	0.00	9.000	0.000	9.0	110.9	6.20	1,060
A		203 T	Square	Zero point: Floor over bins.	0.000	11.50	10.50	62.00	0.00	0.00	62.000	0.000	62.0	97.1	6.00	6,381
A		203B	Square	work floor - top 62'	0.000	12.00	11.50	9.000	0.00	0.00	9.000	0.000	9.0	110.9	6.20	1,060
A		204 T	Square	Zero point: Floor over bins.	0.000	11.00	10.50	62.00	0.00	0.00	62.000	0.000	62.0	92.8	5.80	6,088
A		204B	Square	work floor - top 62'	0.000	12.00	11.00	9.000	0.00	0.00	9.000	0.000	9.0	106.1	6.20	1,014
A		204E T	Square	Zero point: Floor over bins.	0.000	11.00	10.50	62.00	0.00	0.00	62.000	0.000	62.0	92.8	5.80	6,088
A		204EB	Square	work floor - top 62'	0.000	12.00	11.00	9.000	0.00	0.00	9.000	0.000	9.0	106.1	6.20	1,014
A		205	Square	Zero point: Floor over bins.	0.000	11.00	9.500	62.00	0.00	0.00	62.000	0.000	62.0	84.0	5.80	5,510
A		207 T	Square	work floor	0.000	11.00	10.50	62.00	0.00	0.00	62.000	0.000	62.0	92.8	5.80	6,088
A		207B	Square	work floor - top 62'	0.000	13.80	11.00	9.000	0.00	0.00	9.000	0.000	9.0	122.0	6.50	1,169
A		208 T	Square	Zero point: Floor over bins.	0.000	11.50	10.50	62.00	0.00	0.00	62.000	0.000	62.0	97.1	6.00	6,381
A		208B	Square	work floor - top 62'	0.000	13.80	11.50	9.000	0.00	0.00	9.000	0.000	9.0	127.6	6.50	1,223
A		209	Square	Zero point: Floor over bins.	0.000	11.50	9.500	62.00	0.00	0.00	62.000	0.000	62.0	87.8	5.80	5,760
A		209E	Square	Zero point: Floor over bins.	0.000	11.00	9.500	62.00	0.00	0.00	62.000	0.000	62.0	84.0	5.80	5,510

Client ID: 37

NDPSC Bin Capacity Chart

09/19/2008 08:10:10 AM

Exam Date:09/16/2008
Examiner: 1

Colfax Farmers Elevator, Inc.
PO Box 37
Colfax, ND
County:

Page: 3

Status	Section	Bin Number	Bin Type	Base Point	Diameter or Bu/Ft (Irreg).	Length	Width	Side wall	Add for Hopper	Det. for Obst.	Effective Depth	Add for Peak	Depth for Capac.	Bushels per Foot	Base Pack%	Bushel Capacity with Pack
--------	---------	------------	----------	------------	-------------------------------	--------	-------	--------------	----------------------	----------------------	--------------------	--------------------	------------------------	------------------------	---------------	------------------------------

Facility: Colfax

Section: A

A		210 T	Square	Zero point: Floor over bins.	0.000	11.50	10.50	62.00	0.00	0.00	62.000	0.000	62.0	97.1	6.00	6,381		
A		210B	Square	work floor - top 62'	0.000	13.80	11.50	9.000	0.00	0.00	9.000	0.000	9.0	127.6	6.50	1,223		
A		210E T	Square	Zero point: Floor over bins.	0.000	11.00	10.50	62.00	0.00	0.00	62.000	0.000	62.0	92.8	5.80	6,088		
A		210EB	Square	work floor - top 62'	0.000	13.80	11.00	9.000	0.00	0.00	9.000	0.000	9.0	122.0	6.50	1,169		
A		332	Peaked	Zero Point: Top of Eave.	33.000	0.000	0.000	66.60	0.00	0.00	66.600	2.000	68.6	687.5	9.50	51,643		
A		333	Peaked	Zero Point: Top of Eave.	33.000	0.000	0.000	70.30	0.00	0.00	70.300	2.000	72.3	687.5	9.50	54,428		
A		334	Peaked	Zero Point: Top of Eave.	36.000	0.000	0.000	74.00	0.00	0.00	74.000	2.200	76.2	818.2	10.0	68,582		
A		335	Peaked	top of sidewall	14.600	0.000	0.000	20.00	0.00	0.00	20.000	0.900	20.9	134.6	5.50	2,968		
A		336	Peaked	Zero Point: Top of Eave.	48.000	0.000	0.000	74.00	0.00	0.00	74.000	3.400	77.4	1454.6	10.0	123,845		
Added	A	337	Peaked	Zero Point: Top of Eave.	59.100	0.000	0.000	91.00	0.00	0.00	91.000	4.100	95.1	2205.2	10.0	230,687		
		Bin count:	52														Facility: Colfax Section: A Total:	667,358
																To Even:	668,000	

Section: E

Added	E	001	Peaked	Zero point top of eave.	15.000	0.000	0.000	17.00	0.00	0.00	17.000	0.900	17.9	142.1	5.50	2,684		
Added	E	002	Peaked	Zero point top of eave.	15.000	0.000	0.000	17.00	0.00	0.00	17.000	0.900	17.9	142.1	5.50	2,684		
Added	E	003	Peaked	Zero point top of eave.	10.000	0.000	0.000	15.70	0.00	0.00	15.700	0.600	16.3	63.1	4.80	1,078		
Added	E	004	Peaked	Zero point top of eave.	10.000	0.000	0.000	15.70	0.00	0.00	15.700	0.600	16.3	63.1	4.80	1,078		
		Bin count:	4														Facility: Colfax Section: E Total:	7,524
																To Even:	8,000	

Exam Date: 09/16/2008 Colfax Farmers Elevator, Inc. Page: 4
 Examiner: 1 PO Box 37
Colfax, ND
County:

Status	Section	Bin Number	Bin Type	Base Point	Diameter or Bu/Ft (Ireg).	Length	Width	Side wall	Add for Hopper	Ded. for Obst.	Effective Depth	Add for Peak	Depth for Capac.	Bushels per Foot	Base Pack%	Bushel Capacity with Pack
--------	---------	------------	----------	------------	---------------------------	--------	-------	-----------	----------------	----------------	-----------------	--------------	------------------	------------------	------------	---------------------------

Facility: Colfax

Section: G																	
G		001	Peaked	eave of bin	28.000	0.000	0.000	19.60	0.00	0.00	19.600	1.700	21.3	495.0	8.50	11,440	
G		002	Peaked	eave of bin	28.000	0.000	0.000	19.60	0.00	0.00	19.600	1.700	21.3	495.0	8.50	11,440	
G		004	Peaked	eave of bin	21.000	0.000	0.000	18.80	0.00	0.00	18.800	1.300	20.1	278.4	6.80	5,977	
G		005	Peaked	eave of bin	21.000	0.000	0.000	18.80	0.00	0.00	18.800	1.300	20.1	278.4	6.80	5,977	
G		006	Peaked	eave of bin	21.000	0.000	0.000	17.70	0.00	0.00	17.700	1.300	19.0	278.4	6.80	5,650	
G		007	Peaked	eave of bin	21.000	0.000	0.000	18.80	0.00	0.00	18.800	1.300	20.1	278.4	6.80	5,977	
G		008	Peaked	eave of bin	24.000	0.000	0.000	15.25	0.00	0.00	15.250	1.400	16.7	363.7	7.80	6,548	
G		009	Peaked	eave of bin	24.000	0.000	0.000	15.25	0.00	0.00	15.250	1.400	16.7	363.7	7.80	6,548	
G		010	Peaked	eave of bin	28.000	0.000	0.000	19.60	0.00	0.00	19.600	1.700	21.3	495.0	8.50	11,440	
G		011	Peaked	eave of bin	39.000	0.000	0.000	20.50	0.00	0.00	20.500	2.300	22.8	960.3	10.0	24,085	
G		012	Peaked	eave of bin	36.000	0.000	0.000	26.80	0.00	0.00	26.800	2.200	29.0	818.2	10.0	26,101	
Bin count: 11															Facility: Colfax Section: G Total:		121,183
															To Even:		122,000

Section: H																
H		001	Peaked	Zero point top of eave.	27.000	0.000	0.000	17.30	0.00	0.00	17.300	1.600	18.9	460.3	8.50	9,440
H		002	Peaked	Zero point top of eave.	27.000	0.000	0.000	17.30	0.00	0.00	17.300	1.600	18.9	460.3	8.50	9,440
H		003	Peaked	Zero point top of eave.	27.000	0.000	0.000	17.30	0.00	0.00	17.300	1.600	18.9	460.3	8.50	9,440
H		004	Peaked	Zero point top of eave.	27.000	0.000	0.000	17.30	0.00	0.00	17.300	1.600	18.9	460.3	8.50	9,440
H		005	Peaked	Zero point top of eave.	30.000	0.000	0.000	22.20	0.00	0.00	22.200	1.800	24.0	568.2	9.00	14,864

Exam Date: 09/16/2008
 Examiner: 1

Colfax Farmers Elevator, Inc.
 PO Box 37
 Colfax, ND
 County:

Status	Section	Bin Number	Bin Type	Base Point	Diameter or Bu/Ft (Irreg.)	Length	Width	Side wall	Add for Hopper	Ded. for Obst.	Effective Depth	Add for Peak	Depth for Capac.	Bushels per Foot	Base Pack%	Bushel Capacity with Pack
--------	---------	------------	----------	------------	----------------------------	--------	-------	-----------	----------------	----------------	-----------------	--------------	------------------	------------------	------------	---------------------------

Facility: Colfax

Section: H

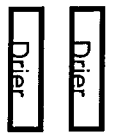
H	006	Peaked	Zero point top of eave.	30.000	0.000	0.000	22.20	0.00	0.00	22.200	1.800	24.0	568.2	9.00	14,864
H	007	Peaked	Zero point top of eave.	30.000	0.000	0.000	22.20	0.00	0.00	22.200	1.800	24.0	568.2	9.00	14,864
H	008	Peaked	Zero point top of eave.	30.000	0.000	0.000	22.20	0.00	0.00	22.200	1.800	24.0	568.2	9.00	14,864
H	009	Peaked	Zero point top of eave.	30.000	0.000	0.000	22.20	0.00	0.00	22.200	1.800	24.0	568.2	9.00	14,864
H	010	Peaked	Zero point top of eave.	42.000	0.000	0.000	25.80	0.00	0.00	25.800	2.500	28.3	1113.7	10.0	34,670

Bin count: 10
 Facility: Colfax Section: H Total: 146,750
 To Even: 147,000

<p><u>Overall Licensed Bin Capacity for:</u> Colfax Farmers Elevator, Inc. Bin count: 77</p>	<p>Licensed Capacity: (includes pack) <u>942,815 Bu.</u></p>
<p>Licensed Capacity (to even): (includes pack and section totals are rounded up to next highest 1000)</p>	<p><u>945,000 Bu.</u></p>

Colfax Farmers Elevator

#####



Elevator 1

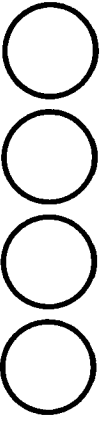
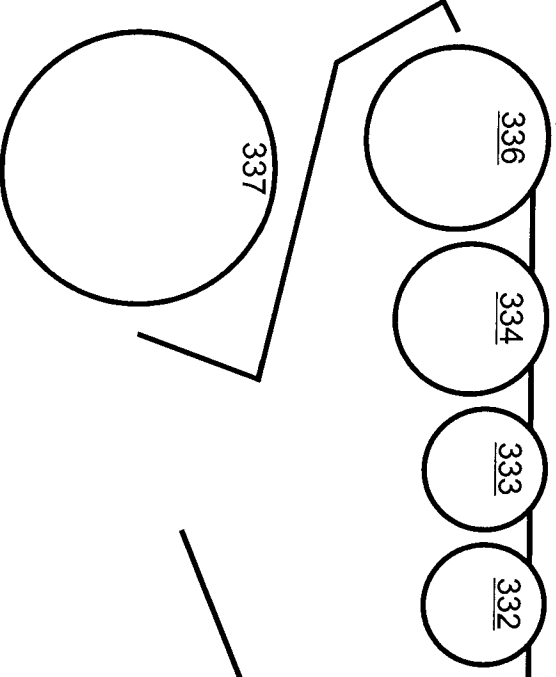
	<u>118</u>	<u>116</u>	<u>115</u>	<u>113</u>	<u>112</u>	<u>111</u>	<u>210E</u>	<u>210</u>	<u>208</u>	<u>207</u>
			X							
			X							
	<u>120</u>	<u>121</u>	<u>124</u>	<u>103</u>	<u>105</u>	<u>106</u>	<u>209E</u>	<u>201</u>	<u>209</u>	<u>205</u>
	<u>122</u>									
	<u>123</u>	<u>129</u>	<u>130</u>	<u>128</u>	<u>127</u>	<u>102</u>	<u>204E</u>	<u>202</u>	<u>203</u>	<u>204</u>
			X	X						
			<u>131</u>	X						
			XXX							

Annex

Driveway & Scale



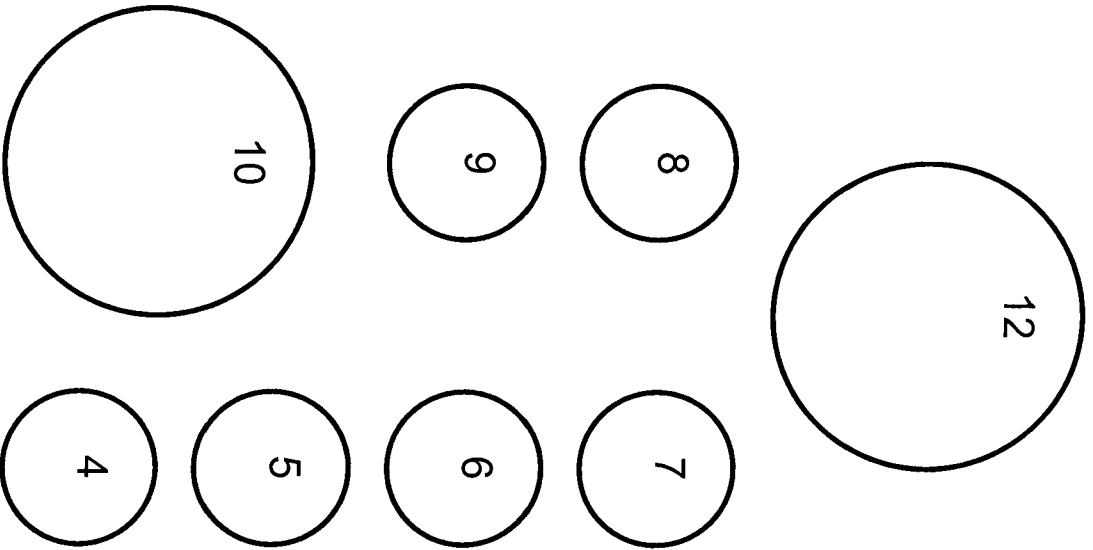
Section A



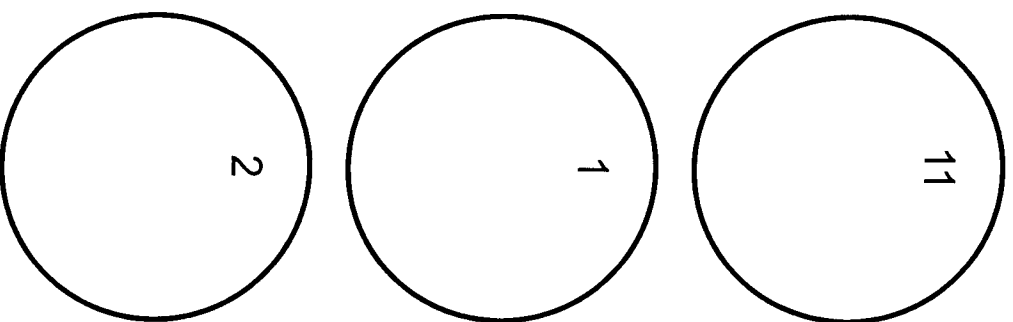
Section E

N
E
W

S

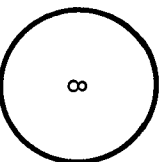
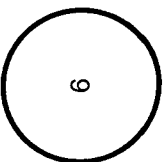
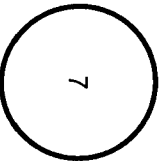
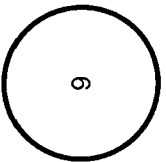
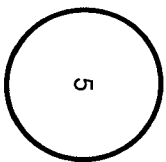
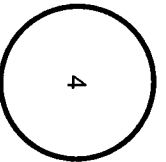
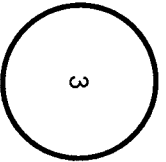
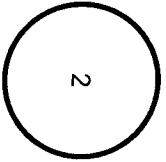
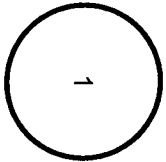
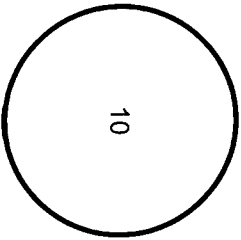


Colfax Farmers
Section G
1.5 miles east
1.25 miles north
left side of road



Colfax Farmers Elevator
4 blocks east on north side of road
SECTION H
Frankel Bin Site

unapproved
flat



unapproved flat

COUNTY ROAD # 4