

Client ID: 589

### NDPSC Bin Capacity Chart

10/16/2008 08:37:31 AM

Exam Date: 10/14/2008  
Examiner: 1

Tuttle Farmers Elevator  
Box 178  
Tuttle, ND  
County:

Page: 1

Status	Section	Bin Number	Bin Type	Base Point	Diameter or Bu/Ft (Irreg):	Length	Width	Side wall	Add for Hopper	Ded. for Obs.	Effective Depth	Add for Peak	Depth for Capac.	Bushels per Foot	Base Pack%	Bushel Capacity with Pack
--------	---------	------------	----------	------------	----------------------------	--------	-------	-----------	----------------	---------------	-----------------	--------------	------------------	------------------	------------	---------------------------

## Facility: Tuttle

### Section: A

A	001 T	Irregular	Zero Point is Upper Floor	40.400	0.000	0.000	29.00	0.00	0.00	29.000	0.000	29.0	40.4	3.00	1,207
A	001B	Irregular	Zero Point is Upper Floor	39.200	0.000	0.000	9.000	0.00	0.00	9.000	0.000	9.0	39.2	3.00	364
A	002 T	Irregular	Zero Point is Upper Floor	24.500	0.000	0.000	29.00	0.00	0.00	29.000	0.000	29.0	24.5	2.50	729
A	002B	Irregular	Zero Point is Upper Floor	22.300	0.000	0.000	8.000	0.00	0.00	8.000	0.000	8.0	22.3	2.00	182
A	003 T	Irregular	Zero Point is Upper Floor	62.700	0.000	0.000	29.00	0.00	0.00	29.000	0.000	29.0	62.7	5.00	1,909
A	003B	Irregular	Zero Point is Upper Floor	60.300	0.000	0.000	20.00	0.00	0.00	20.000	0.000	20.0	60.3	4.80	1,264
A	005	Irregular	Zero Point is Upper Floor	60.300	0.000	0.000	49.00	0.00	0.00	49.000	0.000	49.0	60.3	4.80	3,097
A	008 T	Irregular	Zero Point is Upper Floor	64.300	0.000	0.000	29.00	0.00	0.00	29.000	0.000	29.0	64.3	5.00	1,958
A	008B	Irregular	Zero Point is Upper Floor	61.900	0.000	0.000	20.00	0.00	0.00	20.000	0.000	20.0	61.9	4.80	1,297
A	009	Irregular	Zero Point is Upper Floor	7.100	0.000	0.000	37.00	0.00	0.00	37.000	0.000	37.0	7.1	2.00	268
A	010	Irregular	Zero Point is Upper Floor	7.100	0.000	0.000	37.00	0.00	0.00	37.000	0.000	37.0	7.1	2.00	268
A	011	Irregular	Zero Point is Upper Floor	14.500	0.000	0.000	37.00	0.00	0.00	37.000	0.000	37.0	14.5	2.00	548
A	012	Irregular	Zero Point is Upper Floor	14.500	0.000	0.000	37.00	0.00	0.00	37.000	0.000	37.0	14.5	2.00	548
A	013 T	Irregular	Zero Point is Upper Floor	61.900	0.000	0.000	29.00	0.00	0.00	29.000	0.000	29.0	61.9	4.80	1,881
A	013B	Irregular	Zero Point is Upper Floor	60.300	0.000	0.000	20.00	0.00	0.00	20.000	0.000	20.0	60.3	4.80	1,264
A	015 T	Irregular	Zero Point is Upper Floor	40.400	0.000	0.000	29.00	0.00	0.00	29.000	0.000	29.0	40.4	3.00	1,207
A	015B	Irregular	Zero Point is Upper Floor	39.200	0.000	0.000	8.000	0.00	0.00	8.000	0.000	8.0	39.2	3.00	323
A	017 T	Irregular	Zero Point is Upper Floor	25.400	0.000	0.000	12.00	0.00	0.00	12.000	0.000	12.0	25.4	2.50	313
A	017 C	Irregular	Zero Point is Upper Floor	41.500	0.000	0.000	17.00	0.00	0.00	17.000	0.000	17.0	41.5	3.50	731
A	017B	Irregular	Zero Point is Upper Floor	39.200	0.000	0.000	8.000	0.00	0.00	8.000	0.000	8.0	39.2	3.00	323
A	018 T	Irregular	Zero Point is Upper Floor	61.900	0.000	0.000	29.00	0.00	0.00	29.000	0.000	29.0	61.9	4.80	1,881

Exam Date: 10/14/2008

Tuttle Farmers Elevator

Page: 2

Examiner: 1

Box 178  
Tuttle, ND

County:

Status	Section	Bin Number	Bin Type	Base Point	Diameter or Bu/Ft (Irreg).	Length	Width	Side wall	Add for Hopper	Det. for Obs.	Effective Depth	Add for Peak	Depth for Capac.	Bushels per Foot	Base Pack%	Bushel Capacity with Pack
--------	---------	------------	----------	------------	----------------------------	--------	-------	-----------	----------------	---------------	-----------------	--------------	------------------	------------------	------------	---------------------------

**Facility: Tuttle**

**Section: A**

A		018B	Irregular	Zero Point is Upper Floor	60.300	0.000	0.000	20.00	0.00	0.00	20.000	0.000	20.0	60.3	4.80	1,264
A		019 T	Irregular	Zero Point is Upper Floor	43.100	0.000	0.000	29.00	0.00	0.00	29.000	0.000	29.0	43.1	3.50	1,294
A		019B	Irregular	Zero Point is Upper Floor	40.200	0.000	0.000	9.000	0.00	0.00	9.000	0.000	9.0	40.2	3.00	373
A		021 T	Irregular	Zero Point is Upper Floor	64.300	0.000	0.000	29.00	0.00	0.00	29.000	0.000	29.0	64.3	5.00	1,958
A		021B	Irregular	Zero Point is Upper Floor	61.900	0.000	0.000	20.00	0.00	0.00	20.000	0.000	20.0	61.9	4.80	1,297
A		022	Irregular	Zero Point is Upper Floor	60.300	0.000	0.000	49.00	0.00	0.00	49.000	0.000	49.0	60.3	4.80	3,097
A		023 T	Irregular	Zero Point is Upper Floor	40.400	0.000	0.000	29.00	0.00	0.00	29.000	0.000	29.0	40.4	3.00	1,207
A		023B	Irregular	Zero Point is Upper Floor	39.200	0.000	0.000	9.000	0.00	0.00	9.000	0.000	9.0	39.2	3.00	364
A		024 T	Irregular	Zero Point is Upper Floor	46.800	0.000	0.000	12.00	0.00	0.00	12.000	0.000	12.0	46.8	4.00	584
A		024 C	Irregular	Zero Point is Upper Floor	62.700	0.000	0.000	17.00	0.00	0.00	17.000	0.000	17.0	62.7	5.00	1,119
A		024B	Irregular	Zero Point is Upper Floor	60.300	0.000	0.000	20.00	0.00	0.00	20.000	0.000	20.0	60.3	4.80	1,264
A		101 T	Irregular	Zero Point is Upper Floor	95.200	0.000	0.000	17.00	0.00	0.00	17.000	0.000	17.0	95.2	6.00	1,715
A		101B	Irregular	Zero Point is Upper Floor	95.400	0.000	0.000	23.00	0.00	0.00	23.000	0.000	23.0	95.4	6.00	2,326
A		102 T	Irregular	Zero Point is Upper Floor	95.200	0.000	0.000	17.00	0.00	0.00	17.000	0.000	17.0	95.2	6.00	1,715
A		102 C	Irregular	Zero Point is Upper Floor	90.800	0.000	0.000	23.00	0.00	0.00	23.000	0.000	23.0	90.8	5.80	2,209
A		102B	Irregular	Zero Point is Upper Floor	136.30	0.000	0.000	8.000	0.00	0.00	8.000	0.000	8.0	136.3	6.50	1,161
A		103 T	Irregular	Zero Point is Upper Floor	98.000	0.000	0.000	17.00	0.00	0.00	17.000	0.000	17.0	98.0	6.00	1,766
A		103 C	Irregular	Zero Point is Upper Floor	93.600	0.000	0.000	23.00	0.00	0.00	23.000	0.000	23.0	93.6	5.80	2,278
A		103B	Irregular	Zero Point is Upper Floor	102.60	0.000	0.000	8.000	0.00	0.00	8.000	0.000	8.0	102.6	6.00	870
A		104 T	Irregular	Zero Point is Upper Floor	82.000	0.000	0.000	17.00	0.00	0.00	17.000	0.000	17.0	82.0	5.50	1,471
A		104 C	Irregular	Zero Point is Upper Floor	77.200	0.000	0.000	23.00	0.00	0.00	23.000	0.000	23.0	77.2	5.50	1,874

Exam Date:10/14/2008

Tuttle Farmers Elevator

Box 178

Tuttle, ND

County:

Examiner: 1

Status	Section	Bin Number	Bin Type	Base Point	Diameter or Bu/Ft (Ireg).	Length	Width	Side wall	Add for Hopper	Ded. for Obst.	Effective Depth	Add for Peak	Depth for Capac.	Bushels per Foot	Base Pack%	Bushel Capacity with Pack
--------	---------	------------	----------	------------	---------------------------	--------	-------	-----------	----------------	----------------	-----------------	--------------	------------------	------------------	------------	---------------------------

**Facility: Tuttle**

**Section: A**

A		104B	Irregular	Zero Point is Upper Floor	115.80	0.000	0.000	8.000	0.00	0.00	8.000	0.000	8.0	115.8	6.20	983
A		105 T	Irregular	Zero Point is Upper Floor	82.000	0.000	0.000	17.00	0.00	0.00	17.000	0.000	17.0	82.0	5.50	1,471
A		105B	Irregular	Zero Point is Upper Floor	81.000	0.000	0.000	23.00	0.00	0.00	23.000	0.000	23.0	81.0	5.50	1,965
A		106 T	Irregular	Zero Point is Upper Floor	84.400	0.000	0.000	17.00	0.00	0.00	17.000	0.000	17.0	84.4	5.80	1,518
A		106 C	Irregular	Zero Point is Upper Floor	79.500	0.000	0.000	23.00	0.00	0.00	23.000	0.000	23.0	79.5	5.50	1,930
A		106B	Irregular	Zero Point is Upper Floor	87.200	0.000	0.000	8.000	0.00	0.00	8.000	0.000	8.0	87.2	5.80	738
A		107 T	Irregular	Zero Point is Upper Floor	97.700	0.000	0.000	17.00	0.00	0.00	17.000	0.000	17.0	97.7	6.00	1,761
A		107 C	Irregular	Zero Point is Upper Floor	92.400	0.000	0.000	23.00	0.00	0.00	23.000	0.000	23.0	92.4	5.80	2,248
A		107B	Irregular	Zero Point is Upper Floor	138.70	0.000	0.000	8.000	0.00	0.00	8.000	0.000	8.0	138.7	6.50	1,182
A		108 T	Irregular	Zero Point is Upper Floor	95.200	0.000	0.000	17.00	0.00	0.00	17.000	0.000	17.0	95.2	6.00	1,715
A		108 C	Irregular	Zero Point is Upper Floor	95.200	0.000	0.000	23.00	0.00	0.00	23.000	0.000	23.0	95.2	6.00	2,321
A		108B	Irregular	Zero Point is Upper Floor	138.70	0.000	0.000	8.000	0.00	0.00	8.000	0.000	8.0	138.7	6.50	1,182
A		109 T	Irregular	Zero Point is Upper Floor	100.50	0.000	0.000	17.00	0.00	0.00	17.000	0.000	17.0	100.5	6.00	1,812
A		109 C	Irregular	Zero Point is Upper Floor	95.200	0.000	0.000	23.00	0.00	0.00	23.000	0.000	23.0	95.2	6.00	2,321
A		109B	Irregular	Zero Point is Upper Floor	104.50	0.000	0.000	8.000	0.00	0.00	8.000	0.000	8.0	104.5	6.00	886
A		110 T	Irregular	Zero Point is Upper Floor	97.700	0.000	0.000	17.00	0.00	0.00	17.000	0.000	17.0	97.7	6.00	1,761
A		110B	Irregular	Zero Point is Upper Floor	97.100	0.000	0.000	23.00	0.00	0.00	23.000	0.000	23.0	97.1	6.00	2,367
A		111 T	Irregular	Zero Point is Upper Floor	96.900	0.000	0.000	17.00	0.00	0.00	17.000	0.000	17.0	96.9	6.00	1,746
A		111B	Irregular	Zero Point is Upper Floor	97.100	0.000	0.000	23.00	0.00	0.00	23.000	0.000	23.0	97.1	6.00	2,367
A		112 T	Irregular	Zero Point is Upper Floor	99.700	0.000	0.000	17.00	0.00	0.00	17.000	0.000	17.0	99.7	6.00	1,797
A		112 C	Irregular	Zero Point is Upper Floor	95.200	0.000	0.000	23.00	0.00	0.00	23.000	0.000	23.0	95.2	6.00	2,321

Exam Date: 10/14/2008  
 Examiner: 1

Tuttle Farmers Elevator  
 Box 178  
 Tuttle, ND  
 Country:

Status	Section	Bin Number	Bin Type	Base Point	Diameter or Bu/Ft (Irreg).	Length	Width	Side wall	Add for Hopper	Ded. for Obst.	Effective Depth	Add for Peak	Depth for Capac.	Bushels per Foot	Base Pack%	Bushel Capacity with Pack
--------	---------	------------	----------	------------	----------------------------	--------	-------	-----------	----------------	----------------	-----------------	--------------	------------------	------------------	------------	---------------------------

**Facility: Tuttle**

**Section: A**

A	112B		Irregular	Zero Point is Upper Floor	104.50	0.000	0.000	8.000	0.00	0.00	8.000	0.000	8.0	104.5	6.00	886
A	113		Peaked	Zero Point is Upper Floor	24.000	0.000	0.000	40.00	0.00	0.00	40.000	1.400	41.4	363.7	7.80	16,231
A	219		Peaked	Zero Point is Upper Floor	24.000	0.000	0.000	32.00	0.00	0.00	32.000	1.400	33.4	363.7	7.80	13,096
A	220		Peaked	Zero Point is Upper Floor	24.000	0.000	0.000	24.00	0.00	0.00	24.000	1.400	25.4	363.7	7.80	9,959

Bin count: 67

Facility: Tuttle Section: A Total: 129,332

To Even: 130,000

**Section: B**

B	006		Peaked	Zero Point is Upper Floor	47.800	0.000	0.000	32.70	0.00	0.00	32.700	2.900	35.6	1442.5	10.0	56,488
B	007		Peaked	Zero Point is Upper Floor	47.800	0.000	0.000	32.70	0.00	0.00	32.700	2.900	35.6	1442.5	10.0	56,488
B	008		Peaked	Zero Point is Upper Floor	47.800	0.000	0.000	32.70	0.00	0.00	32.700	2.900	35.6	1442.5	10.0	56,488
B	009		Peaked	eave	15.000	0.000	0.000	20.00	2.33	0.00	22.330	0.900	23.2	142.1	5.50	3,478
B	010		Peaked	eave	15.000	0.000	0.000	20.00	2.33	0.00	22.330	0.900	23.2	142.1	5.50	3,478
B	011		Peaked	eave	15.000	0.000	0.000	20.00	2.33	0.00	22.330	0.900	23.2	142.1	5.50	3,478

Bin count: 6

Facility: Tuttle Section: B Total: 179,898

To Even: 180,000

**Overall Licensed Bin Capacity for:**

**Tuttle Farmers Elevator**

**Bin count: 73**

**Licensed Capacity:**  
(includes pack)

**309,230 Bu.**

**Licensed Capacity (to even):**

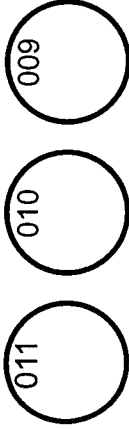
**310,000 Bu.**

(includes pack and section totals are rounded up to next highest 1000)

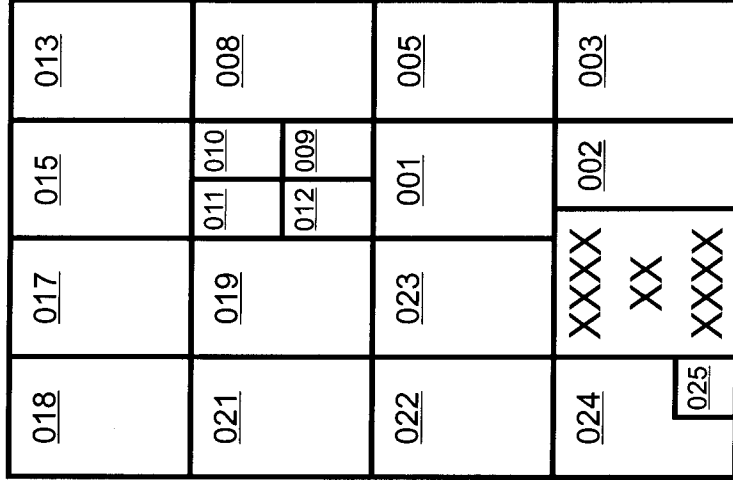
**Tuttle Farmers Elevator**

Tuttle, North Dakota

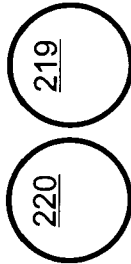
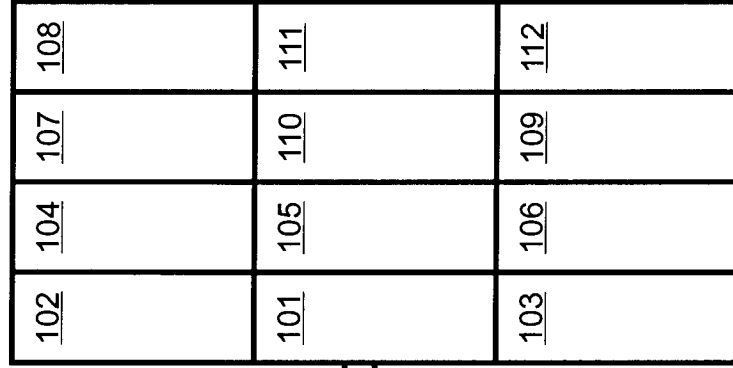
**Section B**



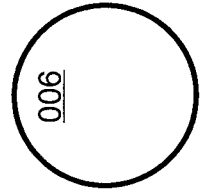
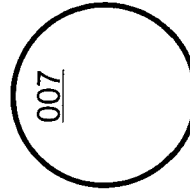
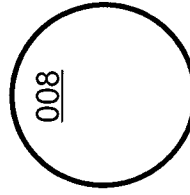
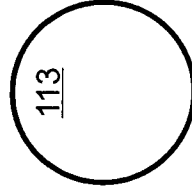
**Section A**



**Annex 1**



**Annex 2**




**Section B**

Driveway

Office

**Section D**



Zero Point 60" above west door  
 0' to 2' is 3,899.3/ft = 7,799 bu.'s  
 2' to 4' is 3,843.8 bu.'s/ft. = 7,688 bu.'s  
 4' to 6' is 3,740.3 bu.'s/ft. = 7,480 bu.'s  
 6' to 8' is 3,605.0 bu.'s /ft. = 7,210 bu.'s  
 8' to 10 is 3,342.4 bu.'s/ft. = 6,685 bu.'s  
 10' to 12' is 3071.8 bu.'s/ft. = 6,144 bu.'s  
 12' to 14' is 2,769.4 bu.'s/ft. = 5,539 bu.'s  
 14' to 16' is 2,467 = 4,934  
 16' to 18' is 2164.6 = 4,329  
 18' to 20' is 1846.3 = 3,693

Capacity Section D = 68,000 bu.'s

Add 10% pack = 6,499 bu.'s