

Exam Date:08/25/2008

Garske Elevator Company
121 Garske St
Webster, ND
County:
Phone: 701-395-4334
CCC Number:

Page: 1

Examiner: 1

Location/Container Numbers/Comments	Section	Capacity
PART A - ADDITIONAL SPACE TO BE INCLUDED UNDER LICENSE		
300G7	A	36,608
300G8	A	36,608
		Total: 73,216

PART B - SPACE TO BE DELETED UNDER LICENSE		
601 T	F	5,528
601 B	F	802
602 T	F	5,719
602 B	F	831
603 T	F	5,719
603 B	F	831
604 T	F	5,719
604 B	F	831
605 T	F	5,084
605 B	F	824
606	F	6,744
607	F	6,804
608	F	6,804
609	F	6,804
610	F	6,627
		Total: 65,671

PART C - ALL SPACE TO BE INCLUDED UNDER LICENSE		
	A	461,000
	C	14,000
		Total: 475,000

PART D - TOTAL CAPACITY BY FUNCTIONAL UNIT			
Garske	130	A C	475,000
			Total: 475,000

current bond \$ 200,000 - 400,000 bu.
 Increase bond to \$ 237,500 for 475,000 bu capacity
 \$ 37,500 increase

Exam Date:08/25/2008
 Examiner: 1

Garske Elevator Company
 121 Garske St
 Webster, ND
 County:

Status	Section	Bin Number	Bin Type	Base Point	Diameter or Bu/Ft (Irreg).	Length	Width	Side wall	Add for Hopper	Ded. for Obst.	Effective Depth	Add for Peak	Depth for Capac.	Bushels per Foot	Base Pack%	Bushel Capacity with Pack
--------	---------	------------	----------	------------	----------------------------	--------	-------	-----------	----------------	----------------	-----------------	--------------	------------------	------------------	------------	---------------------------

Facility: Garske

Section: A

A		001 T	Square	floor over bins	0.000	4.000	4.500	27.00	0.00	0.00	27.000	0.000	27.0	14.5	2.00	400
A		001 B	Square	top = 27'	0.000	4.000	10.00	22.00	0.00	0.00	22.000	0.000	22.0	32.2	2.50	726
A		002	Square	floor over bins	0.000	4.000	5.500	27.00	0.00	0.00	27.000	0.000	27.0	17.7	2.00	488
A		003	Square	floor over bins	0.000	12.00	9.000	69.00	0.00	0.00	69.000	0.000	69.0	86.8	5.80	6,336
A		005	Square	floor over bins	0.000	6.500	5.500	49.00	0.00	0.00	49.000	0.000	49.0	28.7	2.50	1,441
A		006	Square	floor over bins	0.000	12.00	5.500	45.00	0.00	0.00	45.000	0.000	45.0	53.1	4.50	2,498
A		007	Square	floor over bins	0.000	6.500	5.500	49.00	0.00	0.00	49.000	0.000	49.0	28.7	2.50	1,441
A		008	Square	floor over bins	0.000	6.500	5.500	50.00	0.00	0.00	50.000	0.000	50.0	28.7	2.50	1,471
A		009	Square	floor over bins	0.000	12.00	9.000	68.00	0.00	0.00	68.000	0.000	68.0	86.8	5.80	6,244
A		010 T	Irregular	floor over bins 6.5 x 9	37.000	0.000	0.000	10.00	0.00	0.00	10.000	0.000	10.0	37.0	3.00	381
A		010 B	Square	floor over bins top = 10'	0.000	6.500	9.000	39.00	0.00	0.00	39.000	0.000	39.0	47.0	4.00	1,906
A		011	Peaked	top of sidewall	15.000	0.000	0.000	20.00	2.00	0.00	22.000	0.900	22.9	142.1	5.50	3,433
A		013	Peaked	top of sidewall	15.000	0.000	0.000	20.00	2.00	0.00	22.000	0.900	22.9	142.1	5.50	3,433
A		014	Square	floor over bins	0.000	12.00	9.000	68.00	0.00	0.00	68.000	0.000	68.0	86.8	5.80	6,244
A		015 T	Irregular	floor over bins 6.5 x 9	37.000	0.000	0.000	10.00	0.00	0.00	10.000	0.000	10.0	37.0	3.00	381
A		015 B	Square	floor & top = 10'	0.000	6.500	9.000	39.00	0.00	0.00	39.000	0.000	39.0	47.0	4.00	1,906
A		016	Square	floor over bins	0.000	6.500	5.500	49.00	0.00	0.00	49.000	0.000	49.0	28.7	2.50	1,441
A		017	Square	floor over bins	0.000	12.00	11.00	69.00	0.00	0.00	69.000	0.000	69.0	106.1	6.20	7,775
A		018 T	Square	floor over bins	0.000	12.00	5.500	50.00	0.00	0.00	50.000	0.000	50.0	53.1	4.50	2,774
A		018 B	Square	50' to bottom	0.000	12.00	10.00	18.00	0.00	0.00	18.000	0.000	18.0	96.5	6.00	1,841
A		019	Square	floor over bins	0.000	6.000	4.500	50.00	0.00	0.00	50.000	0.000	50.0	21.7	2.00	1,107

Exam Date: 08/25/2008
 Examiner: 1

Garske Elevator Company
 121 Garske St
 Webster, ND
 County:

Status	Section	Bin Number	Bin Type	Base Point	Diameter or Bu/Ft (Irreg)	Length	Width	Side wall	Add for Hopper	Det. for Obst.	Effective Depth	Add for Peak	Depth for Capac.	Bushels per Foot	Base Pack%	Bushel Capacity with Pack
--------	---------	------------	----------	------------	---------------------------	--------	-------	-----------	----------------	----------------	-----------------	--------------	------------------	------------------	------------	---------------------------

Facility: Garske

Section: A

A	020	Square	floor over bins		0.000	6.000	4.500	50.00	0.00	0.00	50.000	0.000	50.0	21.7	2.00	1,107
A	021	Square	floor over bins		0.000	3.000	10.00	49.00	0.00	0.00	49.000	0.000	49.0	24.1	2.50	1,211
A	022	Square	floor over bins		0.000	6.500	5.500	49.00	0.00	0.00	49.000	0.000	49.0	28.7	2.50	1,441
A	101	Square	upper work floor		0.000	9.500	10.00	44.00	0.00	0.00	44.000	0.000	44.0	76.4	5.50	3,547
A	101A	Square	upper work floor		0.000	3.500	10.00	22.00	0.00	0.00	22.000	0.000	22.0	28.1	2.50	633
A	102	Square	upper work floor		0.000	4.000	10.00	22.00	0.00	0.00	22.000	0.000	22.0	32.2	2.50	726
A	103	Square	upper work floor		0.000	11.00	10.00	45.00	0.00	0.00	45.000	0.000	45.0	88.4	5.80	4,209
A	104 T	Square	upper work floor		0.000	4.000	10.00	30.00	0.00	0.00	30.000	0.000	30.0	32.2	2.50	990
A	104 B	Square	upper work floor top = 30'		0.000	11.00	10.00	14.50	0.00	0.00	14.500	0.000	14.5	88.4	5.80	1,356
A	105	Square	upper work floor		0.000	6.500	10.00	30.00	0.00	0.00	30.000	0.000	30.0	52.3	4.50	1,640
A	106 T	Square	upper work floor		0.000	4.000	10.00	30.00	0.00	0.00	30.000	0.000	30.0	32.2	2.50	990
A	106 B	Square	upper work floor top = 30'		0.000	11.00	10.00	14.50	0.00	0.00	14.500	0.000	14.5	88.4	5.80	1,356
A	107	Square	upper work floor		0.000	7.000	10.00	29.00	0.00	0.00	29.000	0.000	29.0	56.3	4.80	1,711
A	108	Square	upper work floor		0.000	6.500	10.00	27.00	0.00	0.00	27.000	0.000	27.0	52.3	4.50	1,476
A	109	Square	upper work floor		0.000	7.000	10.00	27.00	0.00	0.00	27.000	0.000	27.0	56.3	4.80	1,593
A	110	Square	upper work floor		0.000	5.000	10.00	27.00	0.00	0.00	27.000	0.000	27.0	40.2	3.00	1,118
A	111	Square	upper work floor		0.000	6.500	10.00	28.00	0.00	0.00	28.000	0.000	28.0	52.3	4.50	1,530
A	112 T	Square	upper work floor		0.000	2.500	10.00	30.00	0.00	0.00	30.000	0.000	30.0	20.1	2.00	615
A	112 B	Square	upper work floor top = 30'		0.000	9.500	10.00	14.50	0.00	0.00	14.500	0.000	14.5	76.4	5.50	1,169
A	114	Square	upper work floor		0.000	6.500	10.00	28.00	0.00	0.00	28.000	0.000	28.0	52.3	4.50	1,530
A	114A	Square	upper work floor		0.000	9.500	10.00	44.50	0.00	0.00	44.500	0.000	44.5	76.4	5.50	3,587

Exam Date: 08/25/2008
 Examiner: 1

Garske Elevator Company
 121 Garske St
 Webster, ND
 County:

Status	Section	Bin Number	Bin Type	Base Point	Diameter or Bu/Ft (Irreg.)	Length	Width	Side wall	Add for Hopper	Dec. for Obst.	Effective Depth	Add for Peak	Depth for Capac.	Bushels per Foot	Base Pack%	Bushel Capacity with Pack
--------	---------	------------	----------	------------	----------------------------	--------	-------	-----------	----------------	----------------	-----------------	--------------	------------------	------------------	------------	---------------------------

Facility: Garske

Section: A

A	115		Square	upper work floor	0.000	9.500	10.00	44.50	0.00	0.00	44.500	0.000	44.5	76.4	5.50	3,587
A	116 T		Square	upper work floor	0.000	2.500	10.00	30.00	0.00	0.00	30.000	0.000	30.0	20.1	2.00	615
A	116 B		Square	upper work floor top = 30'	0.000	9.500	10.00	14.50	0.00	0.00	14.500	0.000	14.5	76.4	5.50	1,169
A	117		Square	upper work floor	0.000	9.500	10.00	44.50	0.00	0.00	44.500	0.000	44.5	76.4	5.50	3,587
A	118		Square	upper work floor	0.000	5.000	10.00	29.00	0.00	0.00	29.000	0.000	29.0	40.2	3.00	1,201
A	201 T		Square	floor over bin	0.000	15.50	11.30	36.00	0.00	0.00	36.000	0.000	36.0	140.8	6.80	5,414
A	201 B		Square	36' to bottom	0.000	13.00	11.30	8.000	0.00	0.00	8.000	0.000	8.0	118.1	6.20	1,004
A	202 T		Square	floor over bin	0.000	15.50	11.60	36.00	0.00	0.00	36.000	0.000	36.0	144.5	6.80	5,556
A	202 B		Square	36' to bottom	0.000	13.00	11.60	8.000	0.00	0.00	8.000	0.000	8.0	121.2	6.50	1,033
A	203 T		Square	floor over bins	0.000	15.50	11.60	36.00	0.00	0.00	36.000	0.000	36.0	144.5	6.80	5,556
A	203 B		Square	36' to bottom	0.000	13.00	11.60	8.000	0.00	0.00	8.000	0.000	8.0	121.2	6.50	1,033
A	204 T		Square	floor over bin	0.000	15.50	11.60	36.00	0.00	0.00	36.000	0.000	36.0	144.5	6.80	5,556
A	204 B		Square	36' to bottom	0.000	13.00	11.60	8.000	0.00	0.00	8.000	0.000	8.0	121.2	6.50	1,033
A	205 T		Square	floor over bin	0.000	15.50	11.40	36.00	0.00	0.00	36.000	0.000	36.0	142.0	6.80	5,460
A	205 B		Square	36' to bottom	0.000	13.00	11.40	8.000	0.00	0.00	8.000	0.000	8.0	119.1	6.20	1,012
A	206 T		Square	floor over bin	0.000	15.50	11.40	36.00	0.00	0.00	36.000	0.000	36.0	142.0	6.80	5,460
A	206 B		Square	36' to bottom	0.000	13.00	11.40	8.000	0.00	0.00	8.000	0.000	8.0	119.1	6.20	1,012
A	207 T		Square	floor over bin	0.000	15.50	11.60	36.00	0.00	0.00	36.000	0.000	36.0	144.5	6.80	5,556
A	207 B		Square	36' to bottom	0.000	13.00	11.60	8.000	0.00	0.00	8.000	0.000	8.0	121.2	6.50	1,033
A	208 T		Square	floor over bin	0.000	15.50	11.60	36.00	0.00	0.00	36.000	0.000	36.0	144.5	6.80	5,556
A	208 B		Square	36' to bottom	0.000	13.00	11.60	8.000	0.00	0.00	8.000	0.000	8.0	121.2	6.50	1,033

Exam Date: 08/25/2008
 Examiner: 1

Garske Elevator Company
 121 Garske St
 Webster, ND
 County:

Status	Section	Bin Number	Bin Type	Base Point	Diameter or Bu/Ft (Irreg):	Length	Width	Side wall	Add for Hopper	Ded. for Obst.	Effective Depth	Add for Peak	Depth for Capac.	Bushels per Foot	Base Pack%	Bushel Capacity with Pack
--------	---------	------------	----------	------------	----------------------------	--------	-------	-----------	----------------	----------------	-----------------	--------------	------------------	------------------	------------	---------------------------

Facility: Garske

Section: A

A		209 T	Square	floor over bin	0.000	15.50	11.60	36.00	0.00	0.00	36.000	0.000	36.000	36.0	144.5	6.80	5,556
A		209 B	Square	36 to bottom	0.000	13.00	11.60	8.000	0.00	0.00	8.000	0.000	8.000	8.0	121.2	6.50	1,033
A		210 T	Square	floor over bin	0.000	15.50	11.30	36.00	0.00	0.00	36.000	0.000	36.000	36.0	140.8	6.80	5,414
A		210 B	Square	36 to bottom	0.000	13.00	11.30	8.000	0.00	0.00	8.000	0.000	8.000	8.0	118.1	6.20	1,004
A		300G1	Peaked	top of sidewall	35.900	0.000	0.000	40.00	0.00	0.00	40.000	2.200	42.2	42.2	813.7	10.0	37,772
A		300G2	Peaked	top of sidewall	35.900	0.000	0.000	40.00	0.00	0.00	40.000	2.200	42.2	42.2	813.7	10.0	37,772
A		300G3	Peaked	top of sidewall	35.900	0.000	0.000	40.00	0.00	0.00	40.000	2.200	42.2	42.2	813.7	10.0	37,772
A		300G4	Peaked	top of sidewall	35.900	0.000	0.000	40.00	0.00	0.00	40.000	2.200	42.2	42.2	813.7	10.0	37,772
A		300G5	Peaked	top of sidewall	35.900	0.000	0.000	38.70	0.00	0.00	38.700	2.200	40.9	40.9	813.7	10.0	36,608
A		300G6	Peaked	top of sidewall	35.900	0.000	0.000	38.70	0.00	0.00	38.700	2.200	40.9	40.9	813.7	10.0	36,608
Added	A	300G7	Peaked	top of sidewall	35.900	0.000	0.000	38.70	0.00	0.00	38.700	2.200	40.9	40.9	813.7	10.0	36,608
Added	A	300G8	Peaked	top of sidewall	35.900	0.000	0.000	38.70	0.00	0.00	38.700	2.200	40.9	40.9	813.7	10.0	36,608

Bin count: 75 Facility: Garske Section: A Total: **460,195**

To Even: **461,000**

Section: C

C		401	Peaked	top of sidewall get	18.000	0.000	0.000	13.60	0.00	0.00	13.600	1.100	14.7	14.7	204.6	6.00	3,188
C		402	Peaked	top of sidewall get	18.000	0.000	0.000	13.60	0.00	0.00	13.600	1.100	14.7	14.7	204.6	6.00	3,188
C		403	Peaked	top of sidewall get	18.000	0.000	0.000	13.60	0.00	0.00	13.600	1.100	14.7	14.7	204.6	6.00	3,188
C		404	Peaked	top of sidewall	15.000	0.000	0.000	10.00	2.20	0.00	12.200	0.900	13.1	13.1	142.1	5.50	1,964

Exam Date: 08/25/2008

Garske Elevator Company

Page: 5

Examiner: 1

121 Garske St
Webster, ND

County:

Status	Section	Bin Number	Bin Type	Base Point	Diameter or Bu/Ft (Irreg):	Length	Width	Side wall	Add for Hopper	Ded. for Obst.	Effective Depth	Add for Peak	Depth for Capac.	Bushels per Foot	Base Pack%	Bushel Capacity with Pack
--------	---------	------------	----------	------------	----------------------------	--------	-------	-----------	----------------	----------------	-----------------	--------------	------------------	------------------	------------	---------------------------

Facility: Garske

Section: C

C		405	Peaked	top of sidewall	15.000	0.000	0.000	10.00	2.20	0.00	12.200	0.900	13.1	142.1	5.50	1,964
		Bin count:	5													
															Facility: Garske Section: C Total:	13,492
															To Even:	14,000

Overall Licensed Bin Capacity for:

Garske Elevator Company

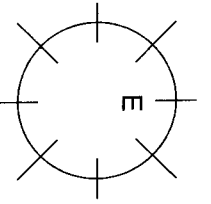
Bin count: 80

Licensed Capacity:
(includes pack)

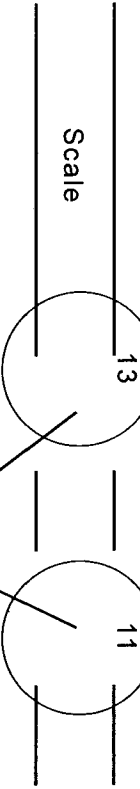
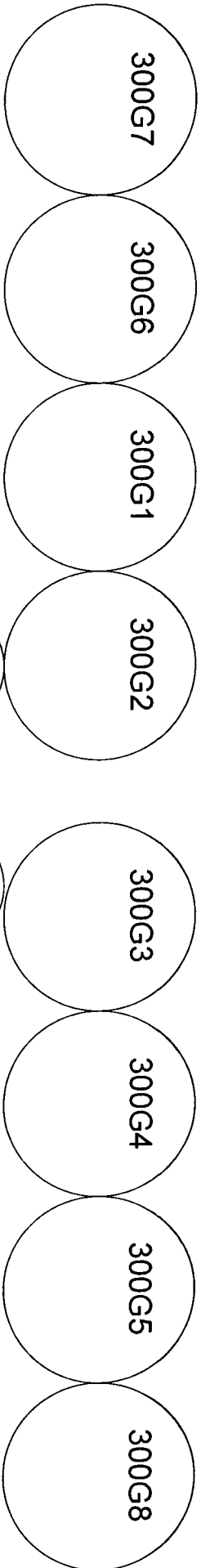
473,687 Bu.

Licensed Capacity (to even):
(includes pack and section totals are rounded up to next highest 1000)

475,000 Bu.

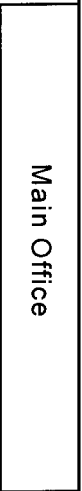


LICENSE NO. NAME AND LOCATION OF WAREHOUSE Garske Elevator Company Garske ND CODE NO. 2-4577

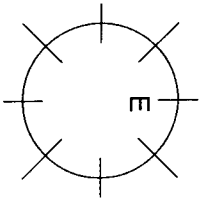


114A	112	111	110	109	108	106	14	15	10	9	210	209	208	207	206
							17	16	7	8					
115	116	114	118	107	105	104		22	5	6					
							18	21	1	3	201	202	203	204	205
117	101		101A	102	103		19	20	X	X					
			X	X					2						
			ml												

Driveway & Scale



SECTION A



WA-134

U.S. DEPARTMENT OF AGRICULTURE
FARM SERVICE AGENCY

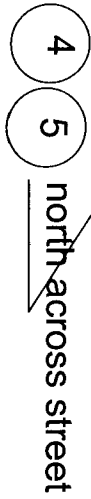

WAREHOUSE DIAGRAM

LICENSE NO.	NAME AND LOCATION OF WAREHOUSE	CODE NO.
	Garske Elevator Company Garske ND	2-4577



SECTION C

SECTION B




north across street

10	9	8	7	6
1	2	3	4	5
				ml

101	103	105	107	109
102	104	106	108	110

SECTION F

Leased to ADM Edible Bean



SECTION E

State Highway #20

Webster Station
Sold & deleted