

Exam Date:08/04/2008

Gackle Grain Coop
 302 East Front Street PO Box 216
 Gackle, ND
 County:
 Phone: 701-485-3571
 CCC Number:

Page: 1

Examiner: 1

Location/Container Numbers/Comments	Section	Capacity
PART A - ADDITIONAL SPACE TO BE INCLUDED UNDER LICENSE		
001	G (Bunker)	81,017
001	S	2,684
002	S	2,684
003	S	2,684
004	S	2,684
005	S	2,684
006	S	3,078
007	S	1,670
008	S	1,670
Total:		100,855

PART B - SPACE TO BE DELETED UNDER LICENSE

001	A	2,345
002	A	777
003	A	545
004	A	4,985
005	A	2,479
006	A	1,632
009	A	4,764
010	A	1,404
011	A	1,404
012	A	4,764
013	A	5,037
015	A	1,632
017	A	2,303
019	A	2,303
020	A	777
101	A	652
102	A	652
103	A	361
104	A	715
105	A	394
107	A	715
108	A	715
109	A	652
110	A	652
111	A	652
112	A	652
113	A	652
114	A	652
115	A	652
117	A	652

Location/Container Numbers/Comments	Section	Capacity
118	A	271
119	A	652
120	A	652
121	A	652
122	A	652
123	A	652
124	A	652
125	A	715
126	A	715
127	A	394
128	A	715
129	A	652
130	A	361
131	A	652
132	A	296
133	A	533
134	A	652
135	A	652
136	A	652
137	A	652
138	A	652
139	A	652
140	A	533
141	A	296
142	A	47,537
001	B	3,888
002 T	B	63
002B	B	1,271
003	B	3,888
004	B	3,972
005	B	1,550
006	B	1,343
008	B	1,367
009	B	3,972
010	B	3,537
011	B	1,579
012	B	3,888
021	B	209
113 T	B	4,055
113 B	B	797
114 T	B	4,098
114 B	B	815
115 T	B	4,142
115 B	B	823
116 T	B	4,142

Location/Container Numbers/Comments	Section	Capacity
116 B	B	815
117 T	B	4,050
117 B	B	784
118 T	B	4,050
118 B	B	794
119 T	B	4,007
119 B	B	784
120 T	B	3,963
120 B	B	766
101	C	7,841
102	C	7,841
001	D	64,325
Total:		257,484

PART C - ALL SPACE TO BE INCLUDED UNDER LICENSE

A	222,000	
C	122,000	
G (Bunker)	82,000	
S	20,000	
Total:		446,000

PART D - TOTAL CAPACITY BY FUNCTIONAL UNIT

Gackle 740	A C G S	446,000
Total:		446,000

Exam Date:08/04/2008

Gackle Grain Coop
302 East Front Street PO Box 216

Page: 1

Examiner: 1

Gackle, ND

County:

Status	Section	Bin Number	Bin Type	Base Point	Diameter or BuFt (ireg).	Length	Side wall	Add for Hopper	Depth for Obsl.	Effective Depth	Add for Peak	Depth for Capac.	Bushels per Foot	Base Pack%	Bushel Capacity with Pack
--------	---------	------------	----------	------------	--------------------------	--------	-----------	----------------	-----------------	-----------------	--------------	------------------	------------------	------------	---------------------------

Facility: Gackle

Section: A															
A		300	Peaked	ZERO POINT TOP OF	36.000	0.000	59.40	0.00	0.00	59.400	2.200	61.6	818.2	10.0	55,441
A		301	Peaked	ZERO POINT TOP OF	36.000	0.000	59.40	0.00	0.00	59.400	2.200	61.6	818.2	10.0	55,441
A		302	Peaked	ZERO POINT TOP OF	36.000	0.000	59.40	0.00	0.00	59.400	2.200	61.6	818.2	10.0	55,441
A		303	Peaked	ZERO POINT TOP OF	36.000	0.000	59.40	0.00	0.00	59.400	2.200	61.6	818.2	10.0	55,441
Bin count: 4														Facility: Gackle Section: A Total:	
														221,764	
														To Event: 222,000	

Section: C

C		013	Peaked	Zero Point: Top of sidewall	22.000	0.000	12.40	0.00	0.00	12.400	1.300	13.7	305.6	7.20	4,488
C		014	Peaked	Zero Point: Top of sidewall	22.000	0.000	12.40	0.00	0.00	12.400	1.300	13.7	305.6	7.20	4,488
C		015	Peaked	Zero Point: Top of sidewall	18.000	0.000	16.00	0.00	0.00	16.000	1.100	17.1	204.6	6.00	3,709
C		016	Peaked	Zero Point: Top of sidewall	18.000	0.000	16.00	0.00	0.00	16.000	1.100	17.1	204.6	6.00	3,709
C		017	Peaked	Zero Point: Top of sidewall	18.000	0.000	16.00	0.00	0.00	16.000	1.100	17.1	204.6	6.00	3,709
C		018	Peaked	Zero Point: Top of sidewall	18.000	0.000	16.00	0.00	0.00	16.000	1.100	17.1	204.6	6.00	3,709
C		019	Peaked	Zero Point: Top of sidewall	18.000	0.000	16.00	0.00	0.00	16.000	1.100	17.1	204.6	6.00	3,709
C		020	Peaked	Zero Point: Top of sidewall	18.000	0.000	16.00	0.00	0.00	16.000	1.100	17.1	204.6	6.00	3,709
C		021	Peaked	Zero Point: Top of sidewall	18.000	0.000	16.00	0.00	0.00	16.000	1.100	17.1	204.6	6.00	3,709
C		022	Peaked	Zero Point: Top of sidewall	18.000	0.000	16.00	0.00	0.00	16.000	1.100	17.1	204.6	6.00	3,709
C		023	Peaked	Zero Point: Top of sidewall	18.000	0.000	16.00	0.00	0.00	16.000	1.100	17.1	204.6	6.00	3,709
C		024	Peaked	Zero Point: Top of sidewall	18.000	0.000	16.00	0.00	0.00	16.000	1.100	17.1	204.6	6.00	3,709

Exam Date: 08/04/2008
 Examiner: 1

Gackle Grain Coop
 302 East Front Street PO Box 216
 Gackle, ND
 County:

Status	Section	Bin Number	Bin Type	Base Point	Diameter or Bu/Ft (Ireg).	Length	Width	Side wall	Add for Hopper	Dec. for Obst.	Effective Depth	Add for Peak	Depth for Capac.	Bushels per Foot	Base Pack%	Bushel Capacity with Pack
--------	---------	------------	----------	------------	---------------------------	--------	-------	-----------	----------------	----------------	-----------------	--------------	------------------	------------------	------------	---------------------------

Facility: Gackle

Section: C

C	025	Peaked	Zero Point: Top of sidewall	18.000	0.000	0.000	16.00	0.00	0.00	0.00	16.000	1.100	17.1	204.6	6.00	3,709
C	026	Peaked	Zero Point: Top of sidewall	18.000	0.000	0.000	16.00	0.00	0.00	0.00	16.000	1.100	17.1	204.6	6.00	3,709
C	027	Peaked	Zero Point: Top of sidewall	18.000	0.000	0.000	16.00	0.00	0.00	0.00	16.000	1.100	17.1	204.6	6.00	3,709
C	028	Peaked	Zero Point: Top of sidewall	18.000	0.000	0.000	16.00	0.00	0.00	0.00	16.000	1.100	17.1	204.6	6.00	3,709
C	029	Peaked	Zero Point: Top of sidewall	18.000	0.000	0.000	16.00	0.00	0.00	0.00	16.000	1.100	17.1	204.6	6.00	3,709
C	030	Peaked	Zero Point: Top of sidewall	27.800	0.000	0.000	25.00	0.00	0.00	0.00	25.000	1.700	26.7	487.9	8.50	14,134
C	031	Peaked	Zero Point: Top of sidewall	27.800	0.000	0.000	25.00	0.00	0.00	0.00	25.000	1.700	26.7	487.9	8.50	14,134
C	032	Peaked	Zero Point: Top of sidewall	27.800	0.000	0.000	25.00	0.00	0.00	0.00	25.000	1.700	26.7	487.9	8.50	14,134
C	033	Peaked	Zero Point: Top of sidewall	27.800	0.000	0.000	25.00	0.00	0.00	0.00	25.000	1.700	26.7	487.9	8.50	14,134

Bin count: 21 Facility: Gackle Section: C Total: 121,147

To Even: 122,000

Section: G

Bunker

Added	G	001	Temporary	Zero Point: Top of sidewall	9.500	175.0	52.00	6.000	0.00	0.00	6.000	4.400	10.4	7081.9	10.0	81,017
-------	---	-----	-----------	-----------------------------	-------	-------	-------	-------	------	------	-------	-------	------	--------	------	--------

Bin count: 1 Facility: Gackle Section: G Total: 81,017

To Even: 82,000

Section: S

Added	S	001	Peaked	Zero Point: Top of sidewall	15.000	0.000	0.000	15.00	2.00	0.00	17.000	0.900	17.9	142.1	5.50	2,684
Added	S	002	Peaked	Zero Point: Top of sidewall	15.000	0.000	0.000	15.00	2.00	0.00	17.000	0.900	17.9	142.1	5.50	2,684

Exam Date:08/04/2008

Gackle Grain Coop
302 East Front Street PO Box 216
Gackle, ND

Examiner: 1

County:

Status	Section	Bin Number	Bin Type	Base Point	Diameter or Bu/Ft (Irreg.)	Length	Width	Side wall	Add for Hopper	Ded. for Obs.	Effective Depth	Add for Peak	Depth for Capac.	Bushels per Foot	Base Pack%	Bushel Capacity with Pack
--------	---------	------------	----------	------------	----------------------------	--------	-------	-----------	----------------	---------------	-----------------	--------------	------------------	------------------	------------	---------------------------

Facility: Gackle

Section: S

Added	S	003	Peaked	Zero Point: Top of sidewall	15.000	0.000	0.000	15.00	2.00	0.00	17.000	0.900	17.9	142.1	5.50	2,684
Added	S	004	Peaked	Zero Point: Top of sidewall	15.000	0.000	0.000	15.00	2.00	0.00	17.000	0.900	17.9	142.1	5.50	2,684
Added	S	005	Peaked	Zero Point: Top of sidewall	15.000	0.000	0.000	15.00	2.00	0.00	17.000	0.900	17.9	142.1	5.50	2,684
Added	S	006	Peaked	Zero Point: Top of sidewall	16.000	0.000	0.000	15.00	2.00	0.00	17.000	1.000	18.0	161.6	5.80	3,078
Added	S	007	Peaked	Zero Point: Top of sidewall	14.000	0.000	0.000	10.00	2.00	0.00	12.000	0.800	12.8	123.7	5.50	1,670
Added	S	008	Peaked	Zero Point: Top of sidewall	14.000	0.000	0.000	10.00	2.00	0.00	12.000	0.800	12.8	123.7	5.50	1,670
Bin count: 8															Facility: Gackle Section: S Total:	19,838
															To Even:	20,000

Overall Licensed Bin Capacity for:

Gackle Grain Coop

Bin count: 34

Licensed Capacity: _____
(includes pack)

Licensed Capacity (to even): _____
(includes pack and section totals are rounded up to next highest 1000)

443,766 Bu.

446,000 Bu.

GACKLE GRAIN COOP.
 WAREHOUSE BIN CHARACTERISTICS
 BY SECTION AND BIN/CONTAINER

ANNEX

114	113	112	110	108	104	102	140	139	138
116	115 DELETED	111 DELETED	109	107	105	103	141	101 DELETED	137 DELETED
118	117	121	123	X X X X X X			131	136	
119	120	122	124	126	DELETED		133	134	135
				125	127	130	132		

MAIN ELEVATOR

009	010	011	012
005	006	015	013
001	DELETED		
004	002	X	X
			020
			017
			019

SECTION A

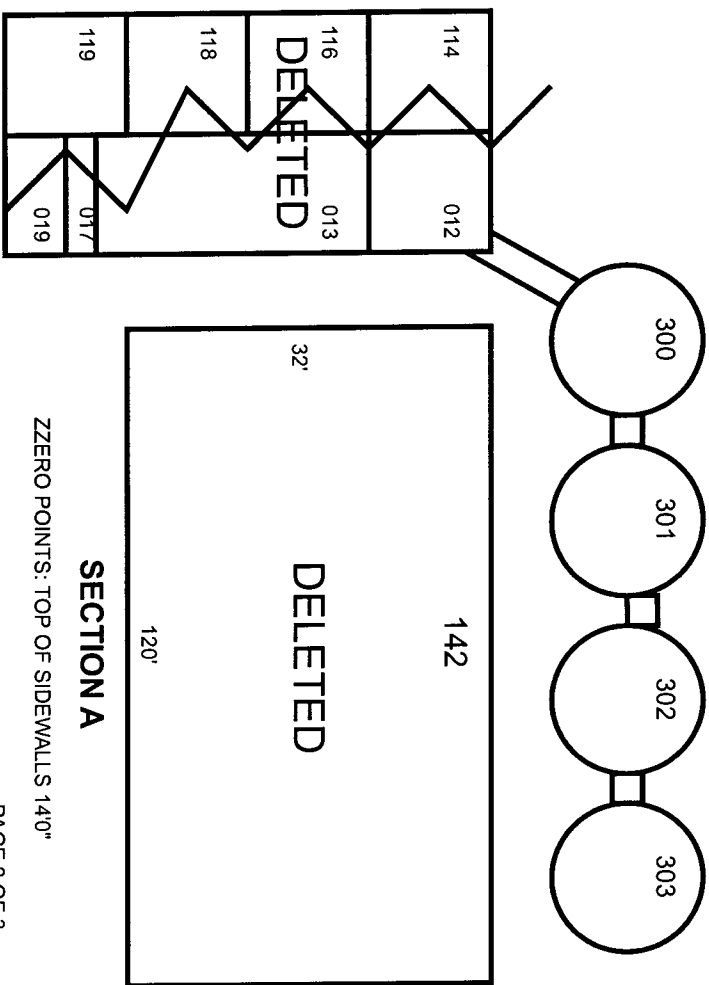
ZERO POINT, ELEVATOR AND ANNEX
 FLOOR OVER CENTER BINS



STREET

GACKLE GRAIN COOP

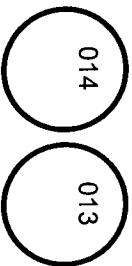
WAREHOUSE BIN CHARACTERISTICS
BY SECTION AND BIN/CONTAINER



CONDENSED VERSION OF MAIN ELEVATOR

GACKLE GRAIN COOP.

WAREHOUSE BIN CHARACTERISTICS BY SECTION AND BIN/CONTAINER

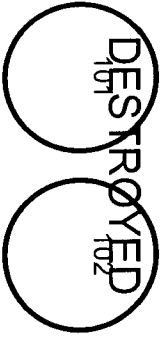
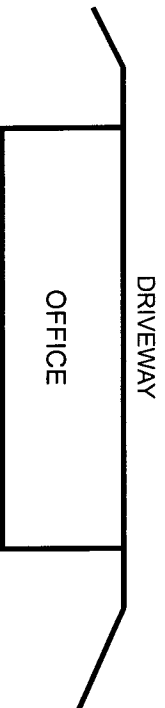


ANNEX

117	118	119	120
DESTROYED			
116	115	114	113

MAIN ELEVATOR

009	008	006	004
DESTROYED			
010	011	005	003
012	002	XXX	001
		XX	
		XXX	

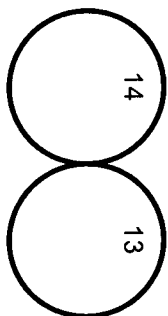


SECTION C
ZERO POINT: EAVES

SECTION B

ZERO POINTS: ELEVATOR AND ANNEX
FLOOR OVER BINS


GACKLE GRAIN COOP
GACKLE ND



150' SE



SECTION S
SEED TANKS

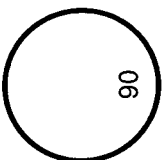


250' south

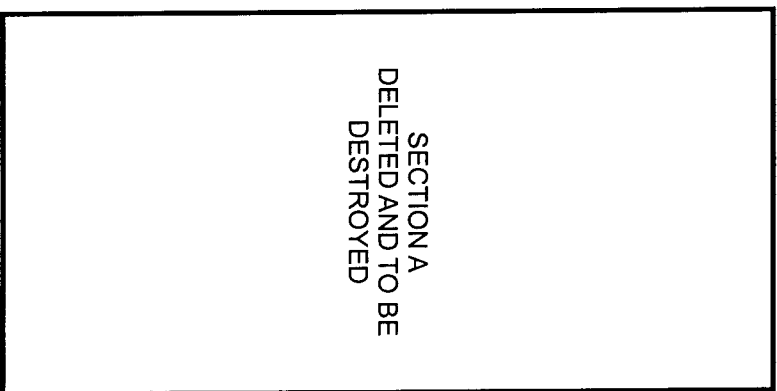


seed tank in liquid
fertilizer site

SECTION S
SEED TANK



SECTION A
DELETED AND TO BE
DESTROYED

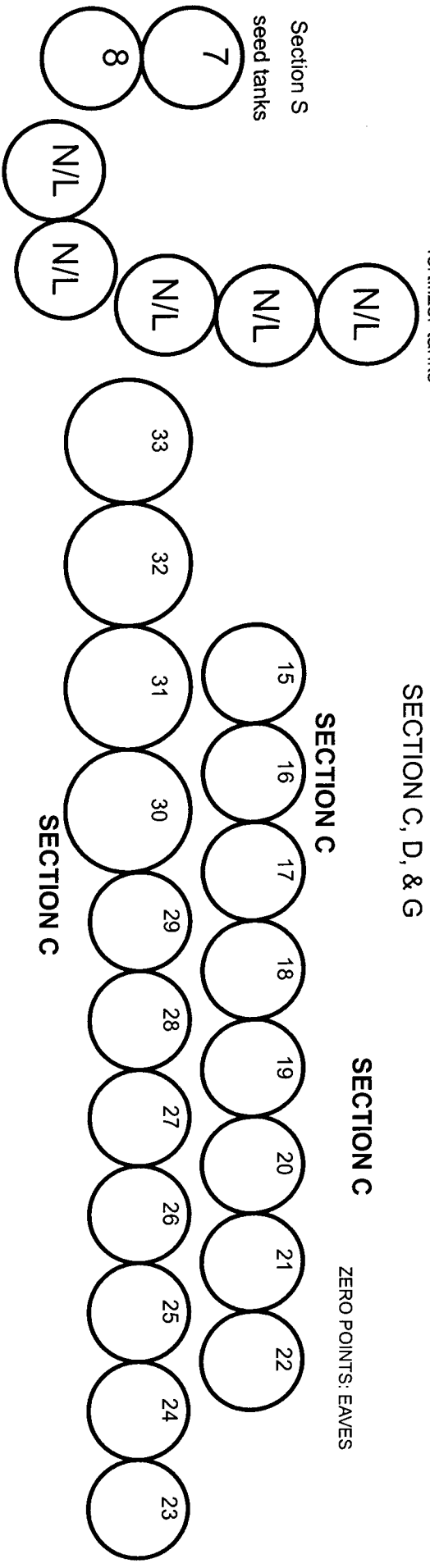


GACKLE GRAIN COOP

SECTION C, D, & G

fertilizer tanks

Section S
seed tanks



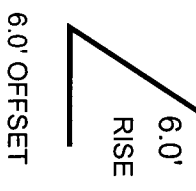
ZERO POINTS: EAVES

Section G

Bunker

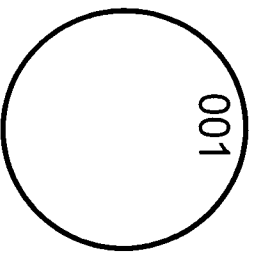
- grain wall ht. 6.0'
- width at ground 49'
- width at top of grain wall 55'
- center of grain wall 52'
- length at bottom of grain wall 168'
- length at top of grain wall 180'
- length at center of grain wall 174'
- dimensions for capacity 52"W x 175"L

bunker



GRAIN WALL

Section D



not going to build
per elevator
request