

CODE: A = FARGO; B = GRAND FORKS; C = MINOT

	RATE	DATE	TIME	CODE	CITY	CLASS OF SERVICE	BALANCE
1	D01	7/1/2009	10:37	B1	GF	RES	\$347.75
2	D01	7/1/2009	9:07	B2	GF	RES	\$380.63
3	D01	7/1/2009	8:18	B3	GF	RES	\$369.10
4	D01	7/1/2009	9:27	B4	GF	RES	\$226.79
5	D01	7/1/2009	9:36	B5	GF	RES	\$745.29
6	D01	7/1/2009	9:45	B6	GF	RES	\$272.34
7	D01	7/1/2009	10:50	B7	GF	RES	\$682.95
8	401	7/1/2009	10:55	A1	FGO	RES	\$1,363.38
9	401	7/1/2009	11:00	A2	FGO	RES	\$448.72
10	D01	7/1/2009	9:50	A3	FGO	RES	\$519.69
11	401	7/1/2009	9:45	A4	FGO	RES	\$778.72
12	D01	7/1/2009	9:35	A5	FGO	RES	\$742.26
13	D01	7/1/2009	9:20	A6	FGO	RES	\$316.99
14	D01	7/1/2009	9:10	A7	FGO	RES	\$337.48
15	D01	7/1/2009	10:35	A8	FGO	REW	\$322.42
16	D01	7/1/2009	10:25	A9	FGO	RES	\$525.77
17	D01	7/1/2009	10:45	A10	FGO	RES	\$463.35
18	401	7/1/2009	10:30	A11	FGO	RES	\$412.63
19	D01	7/6/2009	10:10	A12	FGO	RES	\$316.19
20	D01	7/6/2009	10:15	A13	FGO	RES	\$696.76
21	D01	7/6/2009	10:20	A14	FGO	RES	\$328.96
22	D01	7/6/2009	10:35	A15	FGO	RES	\$436.15
23	D01	7/6/2009	10:55	A16	FGO	RES	\$376.76
24	D01	7/6/2009	11:00	A17	FGO	RES	\$159.05
25	D01	7/6/2009	10:50	A18	FGO	RES	\$542.48
26	D01	7/6/2009	11:50	A19	FGO	RES	\$1,297.17
27	D01	7/6/2009	11:40	A20	FGO	RES	\$177.06
28	D01	7/6/2008	11:25	A21	FGO	RES	\$181.86
29	D01	7/6/2009	11:06	A22	FGO	RES	\$461.76
30	D01	7/6/2009	11:10	A23	FGO	RES	\$328.65

Pages: 12


PU-09-5 Filed: 7/31/2009  
July 2009 Service Disconnect Report

Northern States Power Company

	RATE	DATE	TIME	CODE	CITY	CLASS OF SERVICE	BALANCE
31	D01	7/6/2009	11:17	A24	FGO	RES	\$1,147.34
32	D01	7/6/2009	11:23	A25	FGO	RES	\$146.52
33	D01	7/7/2009	10:40	C1	BERTHOL	RES	\$1,055.85
34	D01	7/7/2009	10:25	A26	FGO	RES	\$377.29
35	D01	7/7/2009	10:15	A27	FGO	RES	\$535.60
36	D01	7/7/2009	11:10	A28	FGO	RES	\$495.46
37	D01	7/7/2009	11:15	A29	FGO	RES	\$412.12
38	D01	7/7/2008	11:05	A30	FGO	RES	\$463.51
39	D01	7/7/2009	11:00	A31	FGO	RES	\$361.57
40	D01	7/7/2009	10:55	A32	FGO	RES	\$220.81
41	D01	7/7/2009	11:30	A33	FGO	RES	\$874.51
42	D01	7/7/2009	11:55	A34	FGO	RES	\$232.13
43	D01	7/7/2009	9:04	A35	FGO	RES	\$520.27
44	D01	7/7/2009	9:13	A36	FGO	RES	\$347.60
45	D01	7/7/2009	9:20	A37	FGO	RES	\$274.70
46	D01	7/7/2009	9:24	A38	FGO	RES	\$206.06
47	D01	7/7/2009	9:33	A39	FGO	RES	\$124.51
48	D01	7/7/2009	9:43	A40	FGO	RES	\$783.47
49	D01	7/7/2009	10:08	A41	FGO	RES	\$185.35
50	D01	7/7/2009	10:13	A42	FGO	RES	\$959.83
51	D01	7/7/2009	10:21	A43	FGO	RES	\$422.35
52	D01	7/7/2009	10:30	A44	FGO	RES	\$452.19
53	D01	7/7/2009	10:41	A45	FGO	RES	\$867.83
54	D01	7/7/2009	11:07	A46	FGO	RES	\$605.44
55	D01	7/7/2009	11:17	A47	FGO	RES	\$377.31
56	D01	7/7/2009	11:23	A48	FGO	RES	\$480.85
57	D01	7/7/2009	11:34	A49	FGO	RES	\$184.42
58	D01	7/7/2009	11:48	A50	FGO	RES	\$629.57
59	D01	7/8/2009	8:45	C2	MINOT	RES	\$308.04
60	D01	7/8/2009	9:00	C3	MINOT	RES	\$881.86
61	D01	7/8/2009	9:20	C4	MINOT	RES	\$270.59
62	D01	7/8/2009	9:05	B8	GF	RES	\$578.71
63	D01	7/8/2009	8:56	B9	GF	RES	\$169.24
64	D01	7/8/2009	8:50	B10	GF	RES	\$481.89
65	D01	7/8/2009	9:58	B11	GF	RES	\$618.26

**RECEIVED**  
 JUL 31 2009  
 ND PUBLIC SERVICE COMMISSION  
 PUBLIC UTILITIES DIVISION

	RATE	DATE	TIME	CODE	CITY	CLASS OF SERVICE	BALANCE
66	D01	7/8/2009	9:45	B12	GF	RES	\$400.16
67	D01	7/8/2009	10:19	B13	GF	RES	\$482.42
68	D01	7/8/2009	11:14	B14	GF	RES	\$168.09
69	D01	7/8/2009	10:55	B15	GF	RES	\$356.55
70	D01	7/8/2009	10:38	B16	GF	RES	\$147.72
71	D01	7/8/2009	9:29	A51	FGO	RES	\$370.32
72	401	7/8/2009	10:08	A52	FGO	RES	\$404.65
73	D01	7/8/2009	10:31	A53	FGO	RES	\$1,067.89
74	D01	7/8/2009	10:37	A54	FGO	RES	\$439.72
75	D01	7/8/2009	10:56	A55	FGO	RES	\$426.48
76	D01	7/8/2009	11:02	A56	FGO	RES	\$897.15
77	D01	7/8/2009	11:10	A57	FGO	RES	\$296.96
78	101	7/8/2009	11:34	A58	FGO	RES	\$256.74
79	D01	7/8/2009	11:46	A59	FGO	RES	\$297.66
80	D01	7/8/2009	11:59	A60	FGO	RES	\$294.20
81	D01	7/8/2009	9:54	A61	FGO	RES	\$1,161.35
82	401	7/8/2009	9:15	A62	FGO	RES	\$3,042.04
83	401	7/8/2009	8:55	A63	FGO	RES	\$1,963.46
84	D01	7/8/2009	8:50	A64	FGO	RES	\$1,513.28
85	D01	7/8/2009	9:00	A65	FGO	RES	\$916.94
86	D01	7/8/2009	9:25	A66	FGO	RES	\$791.92
87	D01	7/8/2009	9:35	A67	FGO	RES	\$750.37
88	D01	7/8/2009	9:45	A68	FGO	RES	\$747.00
89	D01	7/8/2009	10:45	A69	FGO	RES	\$855.63
90	D01	7/9/2009	10:20	C5	MINOT	RES	\$279.93
91	D01	7/9/2009	10:40	C6	MINOT	RES	\$422.30
92	D01	7/9/2009	11:00	B17	GF	RES	\$672.48
93	D01	7/9/2009	10:54	B18	GF	RES	\$306.26
94	D01	7/9/2009	10:47	B19	GF	RES	\$554.73
95	D01	7/9/2009	10:40	B20	GF	RES	\$235.82
96	D01	7/9/2009	10:38	B21	LARIMOR	RES	\$993.01
97	D01	7/9/2009	8:41	B22	LARIMOR	RES	\$726.34
98	D01	7/9/2009	8:34	B23	LARIMOR	RES	\$745.23
99	401	7/9/2009	9:24	B24	EMERAD	RES	\$300.09
100	401	7/9/2009	9:19	B25	EMERAD	RES	\$164.78



	RATE	DATE	TIME	CODE	CITY	CLASS OF SERVICE	BALANCE
101	401	7/9/2009	9:16	B26	EMERAD	RES	\$185.56
102	403	7/9/2009	9:08	B27	EMERAD	COMM	\$238.95
103	D01	7/9/2009	9:54	B28	GF	RES	\$398.00
104	D01	7/9/2009	9:59	B29	GF	RES	\$1,291.54
105	D01	7/9/2009	10:07	B30	GF	RES	\$986.14
106	D01	7/9/2009	10:08	A70	FGO	RES	\$284.95
107	D01	7/9/2009	10:35	A71	FGO	RES	\$264.38
108	D01	7/9/2009	10:30	A72	FGO	RES	\$139.88
109	D01	7/9/2009	9:40	A73	FGO	RES	\$153.57
110	D01	7/9/2009	9:10	A74	FGO	RES	\$743.16
111	D01	7/9/2009	10:00	A75	FGO	RES	\$220.28
112	D01	7/9/2009	10:10	A76	FGO	RES	\$252.35
113	D01	7/9/2009	10:15	A77	FGO	RES	\$217.84
114	D01	7/9/2009	11:12	A78	FGO	RES	\$265.89
115	D01	7/9/2009	11:35	A79	FGO	RES	\$327.15
116	D01	7/9/2009	11:15	A80	FGO	RES	\$257.60
117	407	7/9/2009	8:20	A81	FGO	COMM	\$16,373.98
118	D01	7/13/2009	8:27	B31	GF	RES	\$674.58
119	D01	7/13/2009	8:19	B32	GF	RES	\$264.95
120	D01	7/13/2009	8:40	B33	GF	RES	\$225.18
121	D01	7/13/2009	8:34	B34	GF	RES	\$126.20
122	D01	7/13/2009	8:50	B35	GF	RES	\$382.19
123	D01	7/13/2009	10:06	B36	GF	RES	\$141.50
124	D01	7/13/2009	9:57	B37	GF	RES	\$139.95
125	D01	7/13/2009	9:55	B38	GF	RES	\$352.74
126	D01	7/13/2009	9:19	B39	GF	RES	\$125.23
127	D01	7/13/2009	9:10	B40	GF	RES	\$499.40
128	D01	7/13/2009	11:01	B41	GF	RES	\$262.20
129	D01	7/13/2009	10:53	B42	GF	RES	\$170.11
130	D01	7/13/2009	10:40	B43	GF	RES	\$342.00
131	D01	7/13/2009	10:33	B44	GF	RES	\$327.21
132	D01	7/13/2009	10:25	B45	GF	RES	\$368.16
133	D01	7/13/2009	11:14	B46	GF	RES	\$221.79
134	D01	7/13/2009	8:50	A82	FGO	RES	\$495.66
135	D01	7/13/2009	8:45	A83	FGO	RES	\$1,172.26

**RECEIVED**  
 JUL 31 2009  
 ND PUBLIC SERVICE COMMISSION  
 PUBLIC UTILITIES DIVISION

	RATE	DATE	TIME	CODE	CITY	CLASS OF SERVICE	BALANCE
136	D01	7/13/2009	10:10	A84	FGO	RES	\$152.67
137	D01	7/13/2009	9:55	A85	FGO	RES	\$581.28
138	D01	7/13/2009	9:45	A86	FGO	RES	\$441.28
139	D01	7/13/2009	11:20	A87	FGO	RES	\$1,285.24
140	D01	7/13/2009	10:20	A88	FGO	RES	\$546.09
141	D01	7/13/2009	10:35:00	A89	FGO	RES	\$743.57
142	D01	7/13/2009	11:00	A90	FGO	RES	\$434.69
143	D01	7/13/2009	9:35	A91	FGO	RES	\$848.77
144	D12	7/13/2009	9:49	A92	FGO	COMM	\$700.71
145	D01	7/14/2009	8:45	C7	MINOT	RES	\$315.82
146	D01	7/14/2009	9:00	C8	MINOT	RES	\$252.09
147	D01	7/14/2009	9:10	C9	MINOT	RES	\$451.59
148	D01	7/14/2009	9:25	C10	MINOT	RES	\$281.47
149	D01	7/14/2009	10:50	C11	MINOT	RES	\$296.30
150	D01	7/14/2009	9:33	B47	GF	RES	\$851.38
151	403	7/14/2009	9:14	B48	GF	RES	\$1,913.63
152	D01	7/14/2009	9:05	B49	GF	RES	\$862.19
153	D01	7/14/2009	8:57	B50	GF	RES	\$551.72
154	D01	7/14/2009	8:52	B51	GF	RES	\$419.54
155	D01	7/14/2009	8:40	B52	GF	RES	\$317.60
156	D01	7/14/2009	10:19	B53	GF	RES	\$1,575.46
157	D01	7/14/2009	10:11	B54	GF	RES	\$765.23
158	D01	7/14/2009	10:03	B55	GF	RES	\$645.15
159	D01	7/14/2009	9:52	B56	GF	RES	\$370.94
160	D01	7/14/2009	10:37	B57	GF	RES	\$810.65
161	D01	7/14/2009	11:00	B58	GF	RES	\$321.18
162	D01	7/14/2009	9:40	A93	FGO	RES	\$950.73
163	D01	7/14/2009	9:35	A94	FGO	RES	\$520.87
164	D01	7/14/2009	10:10	A95	FGO	RES	\$346.77
165	D01	7/14/2009	10:35	A96	FGO	RES	\$589.32
166	D01	7/14/2009	11:25	A97	FGO	RES	\$916.57
167	D01	7/14/2009	11:20	A98	FGO	RES	\$138.26
168	D01	7/14/2009	11:35	A99	FGO	RES	\$1,492.12
169	D01	7/14/2009	11:00	A100	FGO	RES	\$506.29
170	D01	7/14/2009	11:10	A101	FGO	RES	\$2,151.33

**RECEIVED**


JUL 31 2009

ND PUBLIC SERVICE COMMISSION  
PUBLIC UTILITIES DIVISION

	RATE	DATE	TIME	CODE	CITY	CLASS OF SERVICE	BALANCE
171	D01	7/14/2009	10:50	A102	FGO	RES	\$426.76
172	D01	7/15/2009	8:10	C12	MINOT	RES	\$681.26
173	D01	7/15/2009	9:00	C13	MINOT	RES	\$247.65
174	D01	7/15/2009	9:25	C14	MINOT	RES	\$320.14
175	D01	7/15/2009	10:20	C15	MINOT	RES	\$270.51
176	D01	7/15/2009	10:50	C16	MINOT	RES	\$210.35
177	D01	7/15/2009	8:32	B59	MAYVILL	RES	\$1,043.69
178	D01	7/15/2009	8:24	B60	MAYVILL	RES	\$1,150.41
179	D01	7/15/2009	8:12	B61	MAYVILL	RES	\$130.01
180	D01	7/15/2009	9:42	B62	PORTLAN	RES	\$500.59
181	D01	7/15/2009	9:35	B63	PORTLAN	RES	\$104.60
182	D01	7/15/2009	9:10	B64	MAYVILL	RES	\$500.01
183	D01	7/15/2009	9:04	B65	MAYVILE	RES	\$185.14
184	D01	7/15/2009	10:33	B66	HATTON	RES	\$827.88
185	D01	7/15/2009	10:40	B67	HATTON	RES	\$2,004.58
186	D01	7/15/2000	10:50	B68	MAYVILL	RES	\$908.02
187	D01	7/15/2009	10:00	A103	FGO	RES	\$470.59
188	D01	7/15/2009	11:55	A104	FGO	RES	\$151.37
189	D01	7/15/2009	11:50	A105	FGO	RES	\$1,108.74
190	D01	7/15/2009	11:45	A106	FGO	RES	\$269.44
191	D01	7/15/2009	11:40	A107	FGO	RES	\$329.99
192	D01	7/15/2009	11:30	A108	FGO	RES	\$697.95
193	D01	7/15/2009	11:25	A109	FGO	RES	\$499.76
194	D01	7/15/2009	9:25	A110	FGO	RES	\$272.46
195	D01	7/15/2009	11:10	A111	FGO	RES	\$1,090.99
196	D01	7/15/2009	10:20	A112	FGO	RES	\$348.08
197	D01	7/15/2009	10:40	A113	FGO	RES	\$1,137.79
198	D01	7/16/2009	9:40	B69	GF	RES	\$501.17
199	D01	7/16/2009	9:27	B70	GF	RES	\$475.73
200	D01	7/16/2009	9:22	B71	GF	RES	\$541.49
201	D01	7/16/2009	9:13	B72	GF	RES	\$483.26
202	D01	7/16/2009	9:48	B73	GF	RES	\$589.68
203	D01	7/16/2009	10:41	B74	GF	RES	\$191.01
204	D01	7/16/2009	10:27	B75	GF	RES	\$294.71
205	D01	7/16/2009	10:19	B76	GF	RES	\$207.25

RECEIVED  
 JUL 31 2009  
 ND PUBLIC SERVICE COMMISSION  
 ENERGY RIGHTS DIVISION

	RATE	DATE	TIME	CODE	CITY	CLASS OF SERVICE	BALANCE
206	D01	7/16/2009	11:21	B77	GF	RES	\$203.59
207	D01	7/16/2009	10:54	B78	GF	RES	\$320.55
208	D01	7/16/2009	11:35	A114	FGO	RES	\$912.97
209	D12	7/16/2009	11:45	A115	FGO	RES	\$1,223.01
210	D01	7/16/2009	9:40	A116	FGO	RES	\$2,811.10
211	D01	7/16/2009	9:15	A117	FGO	RES	\$345.97
212	D01	7/16/2009	10:00	A118	FGO	RES	\$836.70
213	D01	7/16/2009	9:50	A119	FGO	RES	\$1,822.00
214	D01	7/16/2009	9:00	A120	FGO	RES	\$848.42
215	D01	7/16/2009	8:50	A121	FGO	RES	\$434.39
216	D01	7/16/2009	10:15	A122	FGO	RES	\$817.63
217	D01	7/16/2009	11:15	A123	FGO	RES	\$641.05
218	D01	7/16/2009	10:10	A124	FGO	RES	\$260.29
219	D01	7/16/2009	11:20	A125	FGO	RES	\$494.02
220	D01	7/20/2009	8:51	B79	GF	RES	\$502.26
221	D01	7/20/2009	8:42	B80	GF	RES	\$676.46
222	401	7/20/2009	9:07	B81	GF	RES	\$992.61
223	D01	7/20/2009	9:58	B82	GF	RES	\$1,243.30
224	D01	7/20/2009	9:50	B83	GF	RES	\$448.41
225	D01	7/20/2009	9:40	B84	GF	RES	\$463.46
226	401	7/20/2009	9:28	B85	GF	RES	\$499.36
227	D01	7/20/2009	10:35	B86	GF	RES	\$458.81
228	D01	7/20/2009	10:24	B87	GF	RES	\$306.68
229	D01	7/20/2009	10:18	B88	GF	RES	\$149.96
230	D01	7/20/2009	11:05	B89	GF	RES	\$197.72
231	D01	7/20/2009	10:56	B90	GF	RES	\$343.05
232	D01	7/20/2009	11:23	B91	GF	RES	\$180.67
233	D01	7/21/2009	9:00	C17	BURLING	RES	\$694.97
234	D01	7/21/2009	9:15	C18	BURLING	RES	\$244.41
235	D01	7/21/2009	9:30	C19	BURLING	RES	\$248.26
236	D01	7/21/2009	10:10	C20	MINOT	RES	\$272.56
237	D01	7/21/2009	8:51	B92	GF	RES	\$1,036.96
238	D01	7/21/2009	8:46	B93	GF	RES	\$1,345.81
239	D01	7/21/2009	8:37	B94	GF	RES	\$154.40
240	D01	7/21/2009	8:27	B95	GF	RES	\$163.65



	RATE	DATE	TIME	CODE	CITY	CLASS OF SERVICE	BALANCE
241	D01	7/21/2009	8:16	B96	GF	RES	\$154.62
242	D01	7/21/2009	9:24	B97	GF	RES	\$207.00
243	D01	7/21/2009	9:54	B98	GF	RES	\$201.78
244	D01	7/21/2009	9:45	B99	GF	RES	\$226.92
245	D01	7/21/2009	9:32	B100	GF	RES	\$170.18
246	D01	7/21/2009	10:14	B101	GF	RES	\$251.74
247	D01	7/21/2009	10:09	B102	GF	RES	\$145.13
248	D01	7/21/2009	10:04	B103	GF	RES	\$188.49
249	D01	7/21/2009	10:41	B104	GF	RES	\$205.50
250	D01	7/21/2009	9:18	A126	FGO	RES	\$304.37
251	D01	7/21/2009	9:34	A127	FGO	RES	\$355.50
252	D01	7/21/2009	9:45	A128	FGO	RES	\$487.66
253	D01	7/21/2009	10:19	A129	FGO	RES	\$171.98
254	D01	7/21/2009	10:37	A130	FGO	RES	\$346.45
255	D01	7/21/2009	10:40	A131	FGO	RES	\$189.80
256	D01	7/21/2009	10:49	A132	FGO	RES	\$175.38
257	401	7/21/2009	10:58	A133	FGO	RES	\$572.61
258	D01	7/21/2009	11:12	A134	FGO	RES	\$1,574.29
259	D01	7/21/2009	11:20	A135	FGO	RES	\$225.94
260	D01	7/22/2009	9:45	C21	MINOT	RES	\$280.03
261	D01	7/22/2009	10:30	C22	MINOT	RES	\$386.76
262	D01	7/22/2009	10:45	C23	MINOT	RES	\$327.73
263	D01	7/22/2009	9:35	C24	MINOT	RES	\$231.75
264	401	7/22/2009	8:56	B105	EMERAD	RES	\$1,177.71
265	401	7/22/2009	8:50	B106	EMERAD	RES	\$897.77
266	401	7/22/2009	8:44	B107	EMERAD	RES	\$169.54
267	D01	7/22/2009	8:20	B108	LARIMOR	RES	\$797.61
268	D01	7/22/2009	8:18	B109	LARIMOR	RES	\$547.30
269	D01	7/22/2009	9:22	B110	GF	RES	\$199.72
270	D01	7/22/2009	9:45	B111	GF	RES	\$708.76
271	403	7/22/2009	9:35	B112	GF	COMM	\$1,091.24
272	D01	7/22/2009	10:30	B113	GF	RES	\$1,539.02
273	403	7/22/2009	11:11	B114	GF	COMM	\$953.17
274	D01	7/22/2009	10:07	A136	FGO	RES	\$375.59
275	D01	7/22/2009	10:15	A137	FGO	RES	\$3,173.74

**RECEIVED**  
 JUL 31  
 ND PUBLIC SERVICE COMMISSION  
 PUBLIC UTILITIES DIVISION


	RATE	DATE	TIME	CODE	CITY	CLASS OF SERVICE	BALANCE
276	D01	7/22/2009	10:26	A138	FGO	RES	\$336.36
277	D01	7/22/2009	10:40	A139	FGO	RES	\$440.30
278	D01	7/22/2009	10:59	A140	FGO	RES	\$552.59
279	D01	7/22/2009	11:09	A141	FGO	RES	\$598.16
280	D01	7/22/2009	11:10	A142	FGO	RES	\$349.33
281	D01	7/22/2009	11:27	A143	FGO	RES	\$423.86
282	D01	7/22/2009	11:39	A144	FGO	RES	\$663.29
283	D01	7/22/2009	11:44	A145	FGO	RES	\$1,852.66
284	D01	7/22/2009	11:22	A146	FGO	RES	\$2,759.28
285	D01	7/22/2009	10:32	A147	FGO	RES	\$4,131.93
286	D01	7/23/2009	11:15	C25	MINOT	RES	\$440.91
287	D01	7/23/2009	11:30	C26	MINOT	RES	\$286.74
288	D01	7/23/2009	8:36	B115	GF	RES	\$677.27
289	D01	7/23/2009	9:30	B116	GF	RES	\$264.37
290	D01	7/23/2009	9:22	B117	GF	RES	\$201.04
291	D01	7/23/2009	8:51	B118	GF	RES	\$291.59
292	D01	7/23/2009	9:44	B119	GF	RES	\$461.52
293	D01	7/23/2009	10:49	B120	GF	RES	\$1,553.01
294	D01	7/23/2009	10:38	B121	GF	RES	\$437.20
295	D01	7/23/2009	8:43	B122	GF	RES	\$139.36
296	D01	7/23/2009	11:50	A148	FGO	RES	\$220.69
297	D01	7/23/2009	11:40	A149	FGO	RES	\$212.57
298	D01	7/23/2009	10:45	A150	FGO	RES	\$171.96
299	D01	7/23/2009	10:35	A151	FGO	RES	\$183.84
300	D01	7/23/2009	10:30	A152	FGO	RES	\$261.67
301	D01	7/23/2009	10:20	A153	FGO	RES	\$1,458.92
302	D01	7/23/2009	10:00	A154	FGO	RES	\$315.43
303	D01	7/23/2009	9:40	A155	FGO	RES	\$219.18
304	D01	7/23/2009	9:45	A156	FGO	RES	\$344.75
305	D01	7/23/2009	9:30	A157	FGO	RES	\$616.86
306	D01	7/23/2009	9:20	A158	FGO	RES	\$955.92
307	D01	7/23/2009	9:10	A159	FGO	RES	\$3,270.74
308	D01	7/23/2009	8:50	A160	FGO	RES	\$128.83
309	D01	7/27/2009	8:55	C27	MINOT	RES	\$391.09
310	D01	7/27/2009	9:15	C28	MINOT	RES	\$407.68

**RECEIVED**  
 JUL 31 2009  
 ND PUBLIC SERVICE COMMISSION  
 PUBLIC UTILITIES DIVISION

	RATE	DATE	TIME	CODE	CITY	CLASS OF SERVICE	BALANCE
311	D01	7/27/2009	9:13	A161	FGO	RES	\$132.33
312	D01	7/27/2009	9:23	A162	FGO	RES	\$299.14
313	D01	7/27/2009	9:27	A163	FGO	RES	\$186.74
314	D01	7/27/2009	9:34	A164	FGO	RES	\$361.00
315	D01	7/27/2009	9:47	A165	FGO	RES	\$1,001.03
316	D01	7/27/2009	9:42	A166	FGO	RES	\$179.16
317	D01	7/27/2009	9:55	A167	FGO	RES	\$131.46
318	D01	7/27/2009	10:04	A168	FGO	RES	\$171.06
319	D01	7/27/2009	11:17	A169	FGO	RES	\$152.83
320	D01	7/27/2009	10:35	A170	FGO	RES	\$332.04
321	D01	7/27/2009	10:50	A171	FGO	RES	\$133.79
322	D01	7/27/2009	10:45	A172	FGO	RES	\$222.62
323	D01	7/27/2009	9:39	B123	GF	RES	\$842.88
324	D01	7/27/2009	8:53	B124	GF	RES	\$358.61
325	D01	7/27/2009	8:38	B125	GF	RES	\$595.83
326	D01	7/27/2009	10:13	B126	GF	RES	\$275.30
327	D01	7/27/2009	10:28	B127	GF	RES	\$659.88
328	D01	7/27/2009	11:36	B128	GF	RES	\$211.45
329	D01	7/27/2009	10:50	B129	GF	RES	\$558.67
330	D01	7/27/2009	11:20	B130	GF	RES	\$257.29
331	D01	7/27/2009	11:00	A173	FGO	RES	\$333.36
332	D01	7/27/2009	11:50	A174	FGO	RES	\$366.77
333	D01	7/27/2009	11:25	A175	FGO	RES	\$229.17
334	D01	7/27/2009	11:10	A176	FGO	RES	\$277.35
335	D01	7/27/2009	11:30	A177	FGO	RES	\$228.20
336	D01	7/27/2009	10:50	A178	FGO	RES	\$270.38
337	D01	7/27/2009	9:40	A179	FGO	RES	\$656.13
338	D01	7/27/2009	10:10	A180	FGO	RES	\$950.40
339	D01	7/27/2009	10:35	A181	FGO	RES	\$193.09
340	D01	7/28/2009	9:36	A182	FGO	RES	\$146.68
341	D01	7/28/2009	9:50	A183	FGO	RES	\$168.47
342	D01	7/28/2009	9:58	A184	FGO	RES	\$803.76
343	D01	7/28/2009	10:04	A185	FGO	RES	\$471.83
344	D01	7/28/2009	10:24	A186	FGO	RES	\$300.18
345	D01	7/28/2009	10:31	A187	FGO	RES	\$155.17

**RECEIVED**  
 JUL 31  
 ND PUBLIC SERVICE COMMISSION  
 PUBLIC UTILITIES DIVISION

	RATE	DATE	TIME	CODE	CITY	CLASS OF SERVICE	BALANCE
346	D01	7/28/2009	10:42	A188	FGO	RES	\$713.67
347	D01	7/28/2009	10:48	A189	FGO	RES	\$1,018.12
348	D01	7/28/2009	10:54	A190	FGO	RES	\$262.05
349	D01	7/28/2009	11:01	A191	FGO	RES	\$1,053.10
350	401	7/28/2009	11:08	A192	FGO	RES	\$1,066.35
351	D01	7/28/2009	11:15	A193	FGO	RES	\$155.59
352	D01	7/28/2009	11:26	A194	FGO	RES	\$237.04
353	D01	7/28/2009	11:38	A195	FGO	RES	\$240.30
354	D01	7/28/2009	11:58	A196	FGO	RES	\$1,335.67
355	D01	7/28/2009	10:25	A197	FGO	RES	\$279.53
356	D01	7/28/2009	9:15	A198	FGO	RES	\$417.17
357	D01	7/28/2009	10:50	A199	FGO	RES	\$359.90
358	D01	7/28/2009	10:40	A200	FGO	RES	\$426.92
359	D01	7/28/2009	11:00	A201	FGO	RES	\$468.91
360	D01	7/28/2009	10:55	A202	FGO	RES	\$213.89
361	D01	7/28/2009	11:05	A203	FGO	RES	\$368.75
362	D01	7/28/2009	8:50	A204	FGO	RES	\$220.62
363	D01	7/28/2009	10:10	A205	FGO	RES	\$295.52
364	D01	7/28/2009	10:35	A206	FGO	RES	\$795.53
365	D01	7/28/2009	11:15	A207	FGO	RES	\$301.90
366	D01	7/28/2009	11:30	A208	FGO	RES	\$177.30
367	D01	7/29/2009	10:40	C29	MINOT	RES	\$278.15
368	D01	7/29/2009	11:00	C30	MINOT	RES	\$313.97
369	D01	7/29/2009	11:15	C31	MINOT	RES	\$218.27
370	D01	7/29/2009	11:30	C32	MINOT	RES	\$270.31
371	D01	7/29/2009	9:15	A209	FGO	RES	\$5,314.84
372	D01	7/29/2009	10:05	A210	FGO	RES	\$249.77
373	D01	7/29/2009	10:40	A211	FGO	RES	\$848.12
374	DO1	7/29/2009	10:20	A212	FGO	RES	\$681.37
375	D01	7/29/2009	10:10	A213	FGO	RES	\$395.93
376	D01	7/29/2009	9:40	A214	FGO	RES	\$207.41
377	D01	7/29/2009	11:10	A215	FGO	RES	\$1,177.02
378	D01	7/29/2009	10:30	A216	FGO	RES	\$345.89
379	D01	7/30/2009	8:47	B131	GF	RES	\$561.29
380	D01	7/30/2009	8:26	B132	GF	RES	\$325.71



	RATE	DATE	TIME	CODE	CITY	CLASS OF SERVICE	BALANCE
381	D01	7/30/2009	8:37	B133	GF	RES	\$394.37
382	D01	7/30/2009	9:16	B134	GF	RES	\$646.07
383	D12	7/30/2009	9:04	B135	GF	COMM	\$862.61
384	D01	7/30/2009	10:01	B136	GF	RES	\$267.51
385	D01	7/30/2009	9:50	B137	GF	RES	\$5,635.98
386	D01	7/30/2009	10:27	B138	GF	RES	\$128.76
387	D01	7/30/2009	10:17	B139	GF	RES	\$1,336.10
388	D01	7/30/2009	11:02	B140	GF	RES	\$217.59
389	D01	7/30/2009	10:35	B141	GF	RES	\$166.68
390	D01	7/30/2009	10:09	B142	GF	RES	\$199.58
391	D01	7/30/2009	10:25	A217	FGO	RES	\$570.24
392	D01	7/30/2009	10:10	A218	FGO	RES	\$1,455.52
393	401	7/30/2009	8:50	A219	FGO	RES	\$265.78
394	D01	7/30/2009	9:25	A220	FGO	RES	\$1,023.36
395	D01	7/30/2009	10:05	A221	FGO	RES	\$590.47
396	D01	7/30/2009	9:50	A222	FGO	RES	\$518.49
397	D01	7/30/2009	11:25	A223	FGO	RES	\$2,371.10
398	D01	7/30/2009	11:15	A224	FGO	RES	\$486.16
399	D01	7/30/2009	11:35	A225	FGO	RES	\$282.05

