

Exam Date:04/04/2010

Stone Mill, Inc.

Page: 1

Examiner: 1

PO Box 253

Richardton , ND

County:

Phone: 701-974-2106

CCC Number:

Location/Container Numbers/Comments	Section	Capacity
PART A - ADDITIONAL SPACE TO BE INCLUDED UNDER LICENSE		
011	A	1,319
012	A	1,319
013	A	1,319
014	A	1,319
015	A	2,069
016	A	2,069
017	A	2,069
018	A	2,069
019	A	2,069
020	A	2,069
021	A	2,069
022	A	2,069
040	A	3,568
041	A	3,568
042	A	3,568
043	A	3,568
044	A	3,568
045	A	3,568
046	A	3,568
047	A	3,185
048	A	3,185
049	A	3,185
050	A	3,185
051	A	3,185
052	A	3,185
053	A	3,185
054	A	3,185
055	A	4,018
056	A	4,018
057	A	4,018
061	A	4,018
062	A	4,018
063	A	4,018
064	A	4,018
065	A	4,018
066	A	4,018
067	A	4,018
068	A	4,018
069	A	4,018
070	A	4,018
071	A	4,018
072	A	4,018
073	A	3,185

Location/Container Numbers/Comments	Section	Capacity
074	A	4,018
075	A	4,018
076	A	4,018
077	A	4,018
078	A	4,018
079	A	4,018
080	A	4,018
089	A	4,018
090	A	4,018
091	A	4,018
092	A	4,018
093	A	4,018
094	A	4,018
008	A	1,051
009	A	1,395
025	A	1,395
026	A	1,395
010	A	1,395
<b>Total:</b>		<b>194,604</b>
<b>PART B - SPACE TO BE DELETED UNDER LICENSE</b>		
058	A	5,828
059	A	5,828
060	A	5,828
<b>Total:</b>		<b>17,484</b>
<b>PART C - ALL SPACE TO BE INCLUDED UNDER LICENSE</b>		
	A	240,000
<b>Total:</b>		<b>240,000</b>
<b>PART D - TOTAL CAPACITY BY FUNCTIONAL UNIT</b>		
Richardton 1007	A	240,000
<b>Total:</b>		<b>240,000</b>

Exam Date:04/04/2010  
 Examiner: 1

Stone Mill, Inc.  
 PO Box 253  
 Richardson, ND  
 County:

Status	Section	Bin Number	Bin Type	Base Point	Diameter or Bu/Ft (Irreg.)	Length	Width	Side wall	Add for Hopper	Dec. for Hopper	Effective Depth	Add for Peak	Depth for Capac.	Bushels per Foot	Base Pack%	Bushel Capacity with Pack
--------	---------	------------	----------	------------	----------------------------	--------	-------	-----------	----------------	-----------------	-----------------	--------------	------------------	------------------	------------	---------------------------

## Facility: Richardson

Added	A	001	Peaked	2.5 top & 4.5 bot. hoppers	10.000	0.000	0.000	20.00	1.80	0.00	21.800	0.600	22.4	63.1	4.80	1,481
Added	A	002	Peaked	2.5 top & 4.5 bot. hoppers	9.500	0.000	0.000	20.00	1.70	0.00	21.700	0.600	22.3	57.0	4.80	1,332
Added	A	003	Peaked	2.5 top & 4.5 bot. hoppers	9.500	0.000	0.000	20.00	1.70	0.00	21.700	0.600	22.3	57.0	4.80	1,332
Added	A	004	Peaked	2.5 top & 3' bot. hoppers	8.000	0.000	0.000	24.50	1.30	0.00	25.800	0.500	26.3	40.4	4.50	1,111
Added	A	005	Peaked	2.5 top & 3' bot. hoppers	8.000	0.000	0.000	24.50	1.30	0.00	25.800	0.500	26.3	40.4	4.50	1,111
Added	A	006	Peaked	2.5' top & 3' bot hoppers	8.000	0.000	0.000	24.50	1.30	0.00	25.800	0.500	26.3	40.4	4.50	1,111
Added	A	007	Peaked	2.5' top & 3' bit hoppers	8.000	0.000	0.000	24.50	1.30	0.00	25.800	0.500	26.3	40.4	4.50	1,111
Added	A	008	Peaked		8.500	0.000	0.000	20.00	1.50	0.00	21.500	0.500	22.0	45.6	4.80	1,051
Added	A	009	Peaked		11.000	0.000	0.000	15.00	1.65	0.00	16.650	0.700	17.4	76.4	5.00	1,395
Added	A	010	Peaked		11.000	0.000	0.000	15.00	1.65	0.00	16.650	0.700	17.4	76.4	5.00	1,395
Added	A	011	Peaked	5.5 top & 6' bot. hoppers	15.000	0.000	0.000	5.000	2.90	0.00	7.900	0.900	8.8	142.1	5.50	1,319
Added	A	012	Peaked	5.5 top & 6' bot. hoppers	15.000	0.000	0.000	5.000	2.90	0.00	7.900	0.900	8.8	142.1	5.50	1,319
Added	A	013	Peaked	5.5 top & 6' bot. hoppers	15.000	0.000	0.000	5.000	2.90	0.00	7.900	0.900	8.8	142.1	5.50	1,319
Added	A	014	Peaked	5.5 top & 6' bot. hoppers	15.000	0.000	0.000	5.000	2.90	0.00	7.900	0.900	8.8	142.1	5.50	1,319
Added	A	015	Peaked	5.5 top & 6' bot. hoppers	15.000	0.000	0.000	10.00	2.90	0.00	12.900	0.900	13.8	142.1	5.50	2,069
Added	A	016	Peaked	5.5 top & 6' bot. hoppers	15.000	0.000	0.000	10.00	2.90	0.00	12.900	0.900	13.8	142.1	5.50	2,069
Added	A	017	Peaked	5.5 top & 6' bot. hoppers	15.000	0.000	0.000	10.00	2.90	0.00	12.900	0.900	13.8	142.1	5.50	2,069
Added	A	018	Peaked	5.5 top & 6' bot. hoppers	15.000	0.000	0.000	10.00	2.90	0.00	12.900	0.900	13.8	142.1	5.50	2,069
Added	A	019	Peaked	5.5 top & 6' bot. hoppers	15.000	0.000	0.000	10.00	2.90	0.00	12.900	0.900	13.8	142.1	5.50	2,069
Added	A	020	Peaked	5.5 top & 6' bot. hoppers	15.000	0.000	0.000	10.00	2.90	0.00	12.900	0.900	13.8	142.1	5.50	2,069
Added	A	021	Peaked	5.5 top & 6' bot. hoppers	15.000	0.000	0.000	10.00	2.90	0.00	12.900	0.900	13.8	142.1	5.50	2,069

Exam Date:04/04/2010  
 Examiner: 1

Stone Mill, Inc.  
 PO Box 253  
 Richardson, ND  
 County:

Status	Section	Bin Number	Bin Type	Base Point	Diameter or Bu/Ft (Irreg.)	Length	Width	Side wall	Add for Hopper	Ded. for Obst.	Effective Depth	Add for Peak	Depth for Capac.	Bushels per Foot	Base Pack%	Bushel Capacity with Pack
--------	---------	------------	----------	------------	----------------------------	--------	-------	-----------	----------------	----------------	-----------------	--------------	------------------	------------------	------------	---------------------------

**Facility: Richardson**

**Section: A**

Added	A	022	Peaked	5.5 top & 6' bot. hoppers	15,000	0.000	0.000	10.00	2.90	0.00	12.900	0.900	13.8	142.1	5.50	2,069
Added	A	025	Peaked		11,000	0.000	0.000	15.00	1.65	0.00	16.650	0.700	17.4	76.4	5.00	1,395
Added	A	026	Peaked		11,000	0.000	0.000	15.00	1.65	0.00	16.650	0.700	17.4	76.4	5.00	1,395
Added	A	035	Peaked	6' top & bot. hoppers	16,000	0.000	0.000	15.00	3.00	0.00	18.000	1.000	19.0	161.6	5.80	3,248
Added	A	036	Peaked	6' top & 6' bot. hoppers	16,000	0.000	0.000	15.00	3.00	0.00	18.000	1.000	19.0	161.6	5.80	3,248
Added	A	037	Peaked	6' top & bot. hoppers	16,000	0.000	0.000	15.00	3.00	0.00	18.000	1.000	19.0	161.6	5.80	3,248
Added	A	038	Peaked	6' top & 6.5 bot. hoppers	16,000	0.000	0.000	15.00	3.20	0.00	18.200	1.000	19.2	161.6	5.80	3,283
Added	A	039	Peaked	5.5 top & 6' bot. hoppers	15,000	0.000	0.000	15.00	2.90	0.00	17.900	0.900	18.8	142.1	5.50	2,818
Added	A	040	Peaked	5.5 top & 6' bot. hoppers	15,000	0.000	0.000	20.00	2.90	0.00	22.900	0.900	23.8	142.1	5.50	3,568
Added	A	041	Peaked	5.5 top & 6' bot. hoppers	15,000	0.000	0.000	20.00	2.90	0.00	22.900	0.900	23.8	142.1	5.50	3,568
Added	A	042	Peaked	5.5 top & 6' bot. hoppers	15,000	0.000	0.000	20.00	2.90	0.00	22.900	0.900	23.8	142.1	5.50	3,568
Added	A	043	Peaked	5.5 top & 6' bot. hoppers	15,000	0.000	0.000	20.00	2.90	0.00	22.900	0.900	23.8	142.1	5.50	3,568
Added	A	044	Peaked	5.5 top & 6' bot. hoppers	15,000	0.000	0.000	20.00	2.90	0.00	22.900	0.900	23.8	142.1	5.50	3,568
Added	A	045	Peaked	5.5 top & 6' bot. hoppers	15,000	0.000	0.000	20.00	2.90	0.00	22.900	0.900	23.8	142.1	5.50	3,568
Added	A	046	Peaked	5.5 top & 6' bot. hoppers	15,000	0.000	0.000	20.00	2.90	0.00	22.900	0.900	23.8	142.1	5.50	3,568
Added	A	047	Peaked	5.5 top & 6' bot. hoppers	15,800	0.000	0.000	15.00	3.20	0.00	18.200	0.900	19.1	157.6	5.80	3,185
Added	A	048	Peaked	5.5 top & 6' bot. hoppers	15,800	0.000	0.000	15.00	3.20	0.00	18.200	0.900	19.1	157.6	5.80	3,185
Added	A	049	Peaked	5.5 top & 6' bot. hoppers	15,800	0.000	0.000	15.00	3.20	0.00	18.200	0.900	19.1	157.6	5.80	3,185
Added	A	050	Peaked	5.5 top & 6' bot. hoppers	15,800	0.000	0.000	15.00	3.20	0.00	18.200	0.900	19.1	157.6	5.80	3,185
Added	A	051	Peaked	5.5 top & 6' bot. hoppers	15,800	0.000	0.000	15.00	3.20	0.00	18.200	0.900	19.1	157.6	5.80	3,185
Added	A	052	Peaked	5.5 top & 6' bot. hoppers	15,800	0.000	0.000	15.00	3.20	0.00	18.200	0.900	19.1	157.6	5.80	3,185

Client ID: 1950

### NDPSC Bin Capacity Chart

04/20/2010 01:49:52 PM

Exam Date:04/04/2010  
Examiner: 1

Stone Mill, Inc.  
PO Box 253  
Richardton, ND  
County:

Page: 3

Status	Section	Bin Number	Bin Type	Base Point	Diameter or Bu/Ft (Irreg.)	Length	Width	Side wall	Add for Hopper	Ded. for Obst.	Effective Depth	Add for Peak	Depth for Capac.	Bushels per Foot	Base Pack%	Bushel Capacity with Pack
--------	---------	------------	----------	------------	-------------------------------	--------	-------	--------------	----------------------	----------------------	--------------------	--------------------	------------------------	------------------------	---------------	------------------------------

## Facility: Richardton

### Section: A

Added	A	053	Peaked	5.5 top & 6' bot. hoppers	15.800	0.000	0.000	15.00	3.20	0.00	18.200	0.900	19.1	157.6	5.80	3,185
Added	A	054	Peaked	5.5 top & 6' bot. hoppers	15.800	0.000	0.000	15.00	3.20	0.00	18.200	0.900	19.1	157.6	5.80	3,185
Added	A	055	Peaked	5.5 top & 6' bot. hoppers	15.800	0.000	0.000	20.00	3.20	0.00	23.200	0.900	24.1	157.6	5.80	4,018
Added	A	056	Peaked	5.5 top & 6' bot. hoppers	15.800	0.000	0.000	20.00	3.20	0.00	23.200	0.900	24.1	157.6	5.80	4,018
Added	A	057	Peaked	5.5 top & 6' bot. hoppers	15.800	0.000	0.000	20.00	3.20	0.00	23.200	0.900	24.1	157.6	5.80	4,018
Added	A	061	Peaked	5.5 top & 6' bot. hoppers	15.800	0.000	0.000	20.00	3.20	0.00	23.200	0.900	24.1	157.6	5.80	4,018
Added	A	062	Peaked	5.5 top & 6' bot. hoppers	15.800	0.000	0.000	20.00	3.20	0.00	23.200	0.900	24.1	157.6	5.80	4,018
Added	A	063	Peaked	5.5 top & 6' bot. hoppers	15.800	0.000	0.000	20.00	3.20	0.00	23.200	0.900	24.1	157.6	5.80	4,018
Added	A	064	Peaked	5.5 top & 6' bot. hoppers	15.800	0.000	0.000	20.00	3.20	0.00	23.200	0.900	24.1	157.6	5.80	4,018
Added	A	065	Peaked	5.5 top & 6' bot. hoppers	15.800	0.000	0.000	20.00	3.20	0.00	23.200	0.900	24.1	157.6	5.80	4,018
Added	A	066	Peaked	5.5 top & 6' bot. hoppers	15.800	0.000	0.000	20.00	3.20	0.00	23.200	0.900	24.1	157.6	5.80	4,018
Added	A	067	Peaked	5.5 top & 6' bot. hoppers	15.800	0.000	0.000	20.00	3.20	0.00	23.200	0.900	24.1	157.6	5.80	4,018
Added	A	068	Peaked	5.5 top & 6' bot. hoppers	15.800	0.000	0.000	20.00	3.20	0.00	23.200	0.900	24.1	157.6	5.80	4,018
Added	A	069	Peaked	5.5 top & 6' bot. hoppers	15.800	0.000	0.000	20.00	3.20	0.00	23.200	0.900	24.1	157.6	5.80	4,018
Added	A	070	Peaked	5.5 top & 6' bot. hoppers	15.800	0.000	0.000	20.00	3.20	0.00	23.200	0.900	24.1	157.6	5.80	4,018
Added	A	071	Peaked	5.5 top & 6' bot. hoppers	15.800	0.000	0.000	20.00	3.20	0.00	23.200	0.900	24.1	157.6	5.80	4,018
Added	A	072	Peaked	5.5 top & 6' bot. hoppers	15.800	0.000	0.000	20.00	3.20	0.00	23.200	0.900	24.1	157.6	5.80	4,018
Added	A	073	Peaked	5.5 top & 6' bot. hoppers	15.800	0.000	0.000	15.00	3.20	0.00	18.200	0.900	19.1	157.6	5.80	3,185
Added	A	074	Peaked	5.5 top & 6' bot. hoppers	15.800	0.000	0.000	20.00	3.20	0.00	23.200	0.900	24.1	157.6	5.80	4,018
Added	A	075	Peaked	5.5 top & 6' bot. hoppers	15.800	0.000	0.000	20.00	3.20	0.00	23.200	0.900	24.1	157.6	5.80	4,018
Added	A	076	Peaked	5.5 top & 6' bot. hoppers	15.800	0.000	0.000	20.00	3.20	0.00	23.200	0.900	24.1	157.6	5.80	4,018

Exam Date: 04/04/2010  
 Examiner: 1

Stone Mill, Inc.  
 PO Box 253  
 Richardton, ND  
 County:

Status	Section	Bin Number	Bin Type	Base Point	Diameter or Bu/Ft (Irreg.)	Length	Width	Side wall	Add for Hopper	Ded. for Obst.	Effective Depth	Add for Peak	Depth for Capac.	Bushels per Foot	Base Pack%	Bushel Capacity with Pack
--------	---------	------------	----------	------------	----------------------------	--------	-------	-----------	----------------	----------------	-----------------	--------------	------------------	------------------	------------	---------------------------

**Facility: Richardton**

**Section: A**

Added	A	077	Peaked	5.5 top & 6' bot. hoppers	15.800	0.000	0.000	20.00	3.20	0.00	23.200	0.900	24.1	157.6	5.80	4,018
Added	A	078	Peaked	5.5 top & 6' bot. hoppers	15.800	0.000	0.000	20.00	3.20	0.00	23.200	0.900	24.1	157.6	5.80	4,018
Added	A	079	Peaked	5.5 top & 6' bot. hoppers	15.800	0.000	0.000	20.00	3.20	0.00	23.200	0.900	24.1	157.6	5.80	4,018
Added	A	080	Peaked	5.5 top & 6' bot. hoppers	15.800	0.000	0.000	20.00	3.20	0.00	23.200	0.900	24.1	157.6	5.80	4,018
Added	A	089	Peaked	5.5 top & 6' bot. hoppers	15.800	0.000	0.000	20.00	3.20	0.00	23.200	0.900	24.1	157.6	5.80	4,018
Added	A	090	Peaked	5.5 top & 6' bot. hoppers	15.800	0.000	0.000	20.00	3.20	0.00	23.200	0.900	24.1	157.6	5.80	4,018
Added	A	091	Peaked	5.5 top & 6' bot. hoppers	15.800	0.000	0.000	20.00	3.20	0.00	23.200	0.900	24.1	157.6	5.80	4,018
Added	A	092	Peaked	5.5 top & 6' bot. hoppers	15.800	0.000	0.000	20.00	3.20	0.00	23.200	0.900	24.1	157.6	5.80	4,018
Added	A	093	Peaked	5.5 top & 6' bot. hoppers	15.800	0.000	0.000	20.00	3.20	0.00	23.200	0.900	24.1	157.6	5.80	4,018
Added	A	094	Peaked	5.5 top & 6' bot. hoppers	15.800	0.000	0.000	20.00	3.20	0.00	23.200	0.900	24.1	157.6	5.80	4,018
A	W-1	Flat	Bagged Warehouse		1.300	125.2	60.20	1.000	0.00	0.00	1.000	1.300	2.3	6058.7	10.0	15,329
A	W-2	Flat	Bagged Warehouse		0.700	123.0	59.50	0.100	0.00	0.00	0.100	0.700	0.8	5883.0	10.0	5,177

Bin count: 75  
 Facility: Richardton Section: A Total: 239,544  
 To Even: 240,000

Overall Licensed Bin Capacity for:

Stone Mill, Inc.

Bin count: 75

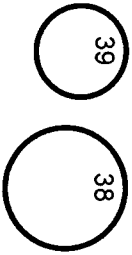
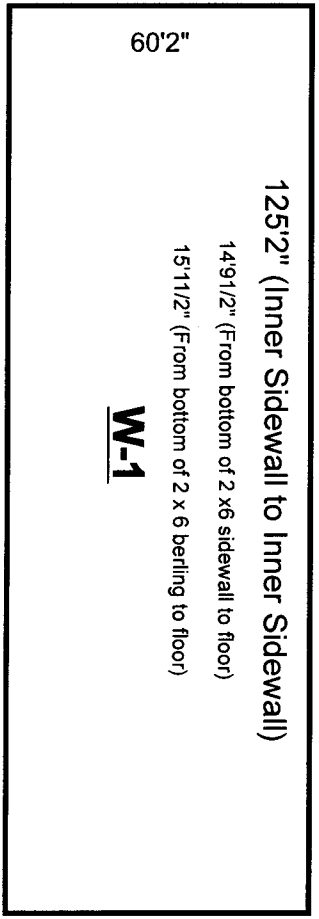
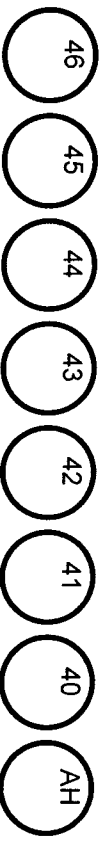
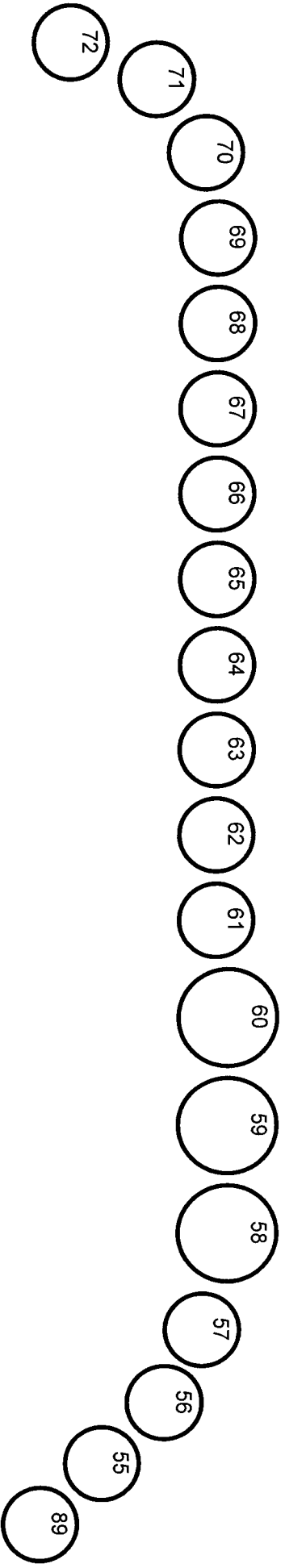
Licensed Capacity: (includes pack)

239,544 Bu.

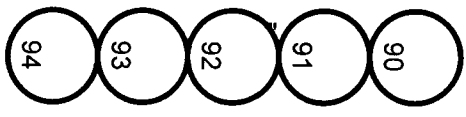
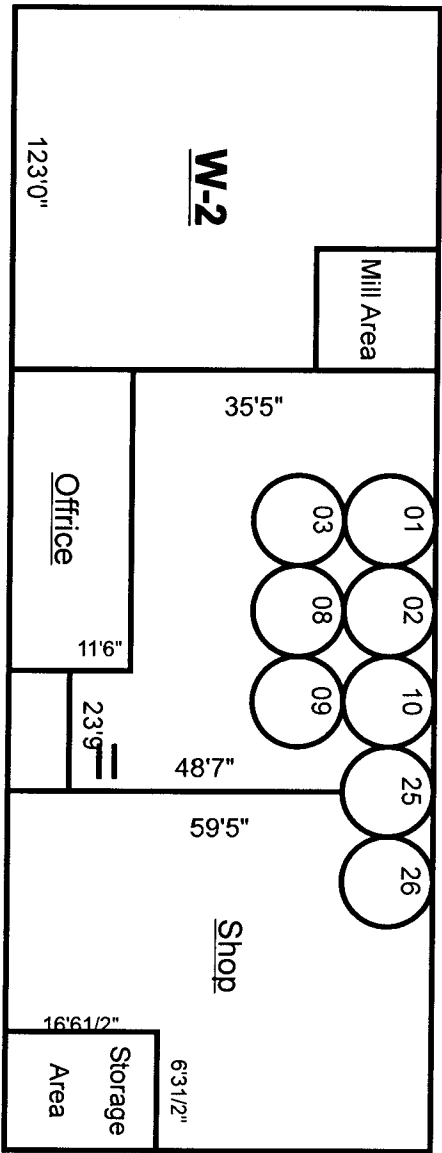
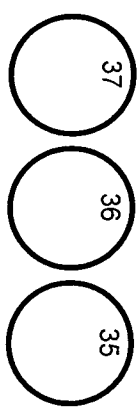
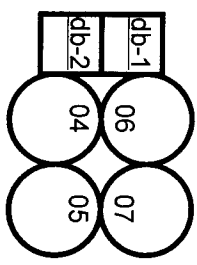
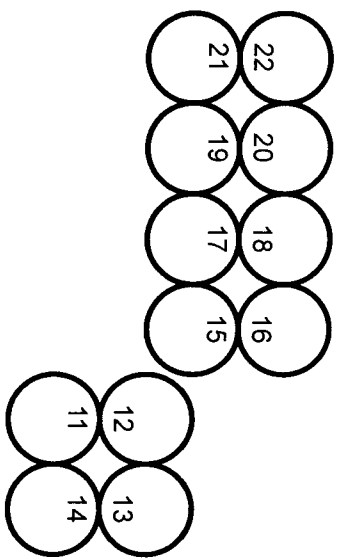
Licensed Capacity (to even): (includes pack and section totals are rounded up to next highest 1000)

240,000 Bu.

**Stone Mill**  
**Richarton, North Dakota**



**Stone Mill**  
**Richarton, North Dakota**



**Public Service Commission**

608 East Boulevard Avenue Dept. 408

Bismarck, ND 58505-0480

701-328-4097 – phone

701-328-2410 - fax

# Memo

**To:** Charlotte Hoff, Stone Mill, Inc.

**From:** Sue Richter, Licensing Director

**Date:** April 28, 2010

**Re:** Capacity at Richardton



---

Attached is a copy of the bin documents prepared by Mike McNamee, Commission Grain Warehouse Inspector, following his grain warehouse exam at your facility in April 2010.

Please note that the capacity in these documents is slightly more than the capacity provided in the Memorandum of Adjustment. It may be easiest to make an adjustment in your capacity at license renewal. When you file your Grain Warehouse License Renewal for 2010-2011, add a notation on the renewal to increase the capacity from 236,000 to 240,000 bushels per the April 2010 bin documents. This increase will not affect your bond amount.

Thanks and call me if you have any questions.

Attachment