

Exam Date:01/05/2010

Colfax Farmers Elevator, Inc.

Page: 1

Examiner: 2

PO Box 37

Colfax , ND

County:

Phone: 701-372-3721

CCC Number:

Location/Container Numbers/Comments	Section	Capacity
<b>PART A - ADDITIONAL SPACE TO BE INCLUDED UNDER LICENSE</b>		
001	H	9,440
002	H	9,440
003	H	9,440
006	H	14,864
007	H	14,864
008	H	14,864
	<b>Total:</b>	<b>72,912</b>
<b>PART B - SPACE TO BE DELETED UNDER LICENSE</b>		
<NO BINS DELETED>		
	<b>Total:</b>	<b>0</b>
<b>PART C - ALL SPACE TO BE INCLUDED UNDER LICENSE</b>		
	A	668,000
	E	8,000
	G	122,000
	H	147,000
	<b>Total:</b>	<b>945,000</b>
<b>PART D - TOTAL CAPACITY BY FUNCTIONAL UNIT</b>		
Colfax 149	A E G H	945,000
	<b>Total:</b>	<b>945,000</b>

Client ID: 37

### NDPSC Bin Capacity Chart

01/05/2010 11:25:42 AM

Exam Date: 01/05/2010  
Examiner: 2

Colfax Farmers Elevator, Inc.  
PO Box 37  
Colfax, ND  
County:

Page: 1

Status	Section	Bin Number	Bin Type	Base Point	Diameter or Bu/Ft (Ireg)	Length	Width	Side wall	Add for Hopper	Dec. for Obst.	Effective Depth	Add for Peak	Depth for Capac.	Bushels per Foot	Base Pack%	Bushel Capacity with Pack
--------	---------	------------	----------	------------	--------------------------	--------	-------	-----------	----------------	----------------	-----------------	--------------	------------------	------------------	------------	---------------------------

## Facility: Colfax

### Section: A

A		102 T	Square	Zero point: Floor over bins.	0.000	10.00	6.000	54.00	0.00	0.00	54.000	0.000	54.0	48.2	4.20	2,712
A		102B	Square	work floor - top 54'	0.000	12.00	10.00	18.00	0.00	0.00	18.000	0.000	18.0	96.5	6.00	1,841
A		103	Square	Zero point: Floor over bins.	0.000	11.00	6.000	51.00	0.00	0.00	51.000	0.000	51.0	53.1	4.50	2,830
A		105	Square	Zero point: Floor over bins.	0.000	11.00	6.000	53.00	0.00	0.00	53.000	0.000	53.0	53.1	4.50	2,941
A		106 T	Square	work floor -	0.000	11.00	6.000	54.00	0.00	0.00	54.000	0.000	54.0	53.1	4.50	2,996
A		106B	Square	work floor - top 54'	0.000	12.00	11.00	18.00	0.00	0.00	18.000	0.000	18.0	106.1	6.20	2,028
A		111 T	Square	Zero point: Floor over bins.	0.000	10.00	6.000	54.00	0.00	0.00	54.000	0.000	54.0	48.2	4.20	2,712
A		111B	Square	work floor - top 54'	0.000	12.00	10.00	18.00	0.00	0.00	18.000	0.000	18.0	96.5	6.00	1,841
A		112	Square	Zero point: Floor over bins.	0.000	10.00	6.000	53.00	0.00	0.00	53.000	0.000	53.0	48.2	4.20	2,662
A		113	Square	Zero point: Floor over bins.	0.000	10.00	3.000	51.00	0.00	0.00	51.000	0.000	51.0	24.1	2.50	1,260
A		115	Square	Zero point: Floor over bins.	0.000	10.00	6.000	51.00	0.00	0.00	51.000	0.000	51.0	48.2	4.20	2,561
A		116	Square	Zero point: Floor over bins.	0.000	10.00	6.000	54.00	0.00	0.00	54.000	0.000	54.0	48.2	4.20	2,712
A		118 T	Square	Zero point: Floor over bins.	0.000	10.00	6.000	54.00	0.00	0.00	54.000	0.000	54.0	48.2	4.20	2,712
A		118B	Square	work floor - top 54'	0.000	12.00	10.00	18.00	0.00	0.00	18.000	0.000	18.0	96.5	6.00	1,841
A		120	Square	Zero point: Floor over bins.	0.000	8.500	6.000	24.00	0.00	0.00	24.000	0.000	24.0	41.0	3.00	1,014
A		121	Square	Zero point: Floor over bins.	0.000	11.00	6.000	54.00	0.00	0.00	54.000	0.000	54.0	53.1	4.50	2,996
A		122 T	Square	Zero point: Floor over bins.	0.000	6.000	2.000	29.00	0.00	0.00	29.000	0.000	29.0	9.6	2.00	284
A		122B	Square	work floor - top 29'	0.000	11.00	6.000	24.00	0.00	0.00	24.000	0.000	24.0	53.1	4.50	1,331
A		123 T	Square	Zero point: Floor over bins.	0.000	10.00	6.000	54.00	0.00	0.00	54.000	0.000	54.0	48.2	4.20	2,712
A		123B	Square	work floor - top 54'	0.000	12.00	10.00	18.00	0.00	0.00	18.000	0.000	18.0	96.5	6.00	1,841
A		124	Square	Zero point: Floor over bins.	0.000	11.00	6.000	51.00	0.00	0.00	51.000	0.000	51.0	53.1	4.50	2,830

Client ID: 37

### NDPSC Bin Capacity Chart

01/05/2010 11:25:42 AM

Exam Date: 01/05/2010  
Examiner: 2

Colfax Farmers Elevator, Inc.  
PO Box 37  
Colfax, ND  
County:

Page: 2

Status	Section	Bin Number	Bin Type	Base Point	Diameter or Bu/Ft (Irreg.)	Length	Width	Side wall	Add for Hopper	Deed for Obst.	Effective Depth	Add for Peak	Depth for Capac.	Bushels per Foot	Base Pack%	Bushel Capacity with Pack
--------	---------	------------	----------	------------	----------------------------	--------	-------	-----------	----------------	----------------	-----------------	--------------	------------------	------------------	------------	---------------------------

## Facility: Colfax

### Section: A

A		127	Square	Zero point: Floor over bins.	0.000	10.00	6.000	53.00	0.00	0.00	53.000	0.000	53.0	48.2	4.20	2,662
A		128	Square	Zero point: Floor over bins.	0.000	4.500	3.000	51.00	0.00	0.00	51.000	0.000	51.0	10.9	2.00	567
A		129	Square	Zero point: Floor over bins.	0.000	10.00	6.000	54.00	0.00	0.00	54.000	0.000	54.0	48.2	4.20	2,712
A		130	Square	Zero point: Floor over bins.	0.000	5.500	3.000	51.00	0.00	0.00	51.000	0.000	51.0	13.3	2.00	692
A		131	Square	Zero point: Floor over bins.	0.000	4.500	3.000	51.00	0.00	0.00	51.000	0.000	51.0	10.9	2.00	567
A		201	Square	Zero point: Floor over bins.	0.000	11.50	9.500	62.00	0.00	0.00	62.000	0.000	62.0	87.8	5.80	5,760
A		202 T	Square	Zero point: Floor over bins.	0.000	11.50	10.50	62.00	0.00	0.00	62.000	0.000	62.0	97.1	6.00	6,381
A		202B	Square	work floor - top 62'	0.000	12.00	11.50	9.000	0.00	0.00	9.000	0.000	9.0	110.9	6.20	1,060
A		203 T	Square	Zero point: Floor over bins.	0.000	11.50	10.50	62.00	0.00	0.00	62.000	0.000	62.0	97.1	6.00	6,381
A		203B	Square	work floor - top 62'	0.000	12.00	11.50	9.000	0.00	0.00	9.000	0.000	9.0	110.9	6.20	1,060
A		204 T	Square	Zero point: Floor over bins.	0.000	11.00	10.50	62.00	0.00	0.00	62.000	0.000	62.0	92.8	5.80	6,088
A		204B	Square	work floor - top 62'	0.000	12.00	11.00	9.000	0.00	0.00	9.000	0.000	9.0	106.1	6.20	1,014
A		204E T	Square	Zero point: Floor over bins.	0.000	11.00	10.50	62.00	0.00	0.00	62.000	0.000	62.0	92.8	5.80	6,088
A		204EB	Square	work floor - top 62'	0.000	12.00	11.00	9.000	0.00	0.00	9.000	0.000	9.0	106.1	6.20	1,014
A		205	Square	Zero point: Floor over bins.	0.000	11.00	9.500	62.00	0.00	0.00	62.000	0.000	62.0	84.0	5.80	5,510
A		207 T	Square	work floor	0.000	11.00	10.50	62.00	0.00	0.00	62.000	0.000	62.0	92.8	5.80	6,088
A		207B	Square	work floor - top 62'	0.000	13.80	11.00	9.000	0.00	0.00	9.000	0.000	9.0	122.0	6.50	1,169
A		208 T	Square	Zero point: Floor over bins.	0.000	11.50	10.50	62.00	0.00	0.00	62.000	0.000	62.0	97.1	6.00	6,381
A		208B	Square	work floor - top 62'	0.000	13.80	11.50	9.000	0.00	0.00	9.000	0.000	9.0	127.6	6.50	1,223
A		209	Square	Zero point: Floor over bins.	0.000	11.50	9.500	62.00	0.00	0.00	62.000	0.000	62.0	87.8	5.80	5,760
A		209E	Square	Zero point: Floor over bins.	0.000	11.00	9.500	62.00	0.00	0.00	62.000	0.000	62.0	84.0	5.80	5,510

Client ID: 37

### NDPSC Bin Capacity Chart

01/05/2010 11:25:42 AM

Exam Date: 01/05/2010  
Examiner: 2

Colfax Farmers Elevator, Inc.  
PO Box 37  
Colfax, ND  
County:

Page: 3

Status	Section	Bin Number	Bin Type	Base Point	Diameter or Bu/Ft (Irreg):	Length	Width	Side wall	Add for Hopper	Ded. for Obst.	Effective Depth	Add for Peak	Depth for Capac.	Bushels per Foot	Base Pack%	Bushel Capacity with Pack
--------	---------	------------	----------	------------	----------------------------	--------	-------	-----------	----------------	----------------	-----------------	--------------	------------------	------------------	------------	---------------------------

## Facility: Colfax

### Section: A

A		210 T	Square	Zero point: Floor over bins.	0.000	11.50	10.50	62.00	0.00	0.00	62.000	0.000	62.0	97.1	6.00	6,381
A		210B	Square	work floor -top 62'	0.000	13.80	11.50	9.000	0.00	0.00	9.000	0.000	9.0	127.6	6.50	1,223
A		210E T	Square	Zero point: Floor over bins.	0.000	11.00	10.50	62.00	0.00	0.00	62.000	0.000	62.0	92.8	5.80	6,088
A		210EB	Square	work floor - top 62'	0.000	13.80	11.00	9.000	0.00	0.00	9.000	0.000	9.0	122.0	6.50	1,169
A		332	Peaked	Zero Point: Top of Eave.	33.000	0.000	0.000	66.60	0.00	0.00	66.600	2.000	68.6	687.5	9.50	51,643
A		333	Peaked	Zero Point: Top of Eave.	33.000	0.000	0.000	70.30	0.00	0.00	70.300	2.000	72.3	687.5	9.50	54,428
A		334	Peaked	Zero Point: Top of Eave.	36.000	0.000	0.000	74.00	0.00	0.00	74.000	2.200	76.2	818.2	10.0	68,582
A		335	Peaked	top of sidewall	14.600	0.000	0.000	20.00	0.00	0.00	20.000	0.900	20.9	134.6	5.50	2,968
A		336	Peaked	Zero Point: Top of Eave.	48.000	0.000	0.000	74.00	0.00	0.00	74.000	3.400	77.4	1454.6	10.0	123,845
A		337	Peaked	Zero Point: Top of Eave.	59.100	0.000	0.000	91.00	0.00	0.00	91.000	4.100	95.1	2205.2	10.0	230,687

Bin count: 52  
 Facility: Colfax Section: A Total: **667,358**  
 To Even: **668,000**

### Section: E

E		001	Peaked	Zero point top of eave.	15.000	0.000	0.000	17.00	0.00	0.00	17.000	0.900	17.9	142.1	5.50	2,684
E		002	Peaked	Zero point top of eave.	15.000	0.000	0.000	17.00	0.00	0.00	17.000	0.900	17.9	142.1	5.50	2,684
E		003	Peaked	Zero point top of eave.	10.000	0.000	0.000	15.70	0.00	0.00	15.700	0.600	16.3	63.1	4.80	1,078
E		004	Peaked	Zero point top of eave.	10.000	0.000	0.000	15.70	0.00	0.00	15.700	0.600	16.3	63.1	4.80	1,078

Bin count: 4  
 Facility: Colfax Section: E Total: **7,524**  
 To Even: **8,000**

Exam Date: 01/05/2010  
 Examiner: 2

Colfax Farmers Elevator, Inc.  
 P.O. Box 37  
 Colfax, ND  
 County:

Status	Section	Bin Number	Bin Type	Base Point	Diameter or Bu/Ft (Ireg).	Length	Width	Side wall	Add for Hopper	Ded. for Obst.	Effective Depth	Add for Peak	Depth for Capac.	Bushels per Foot	Base Pack%	Bushel Capacity with Pack
--------	---------	------------	----------	------------	---------------------------	--------	-------	-----------	----------------	----------------	-----------------	--------------	------------------	------------------	------------	---------------------------

**Facility: Colfax**

**Section: G**

G	001	Peaked	eave of bin		28.000	0.000	0.000	19.60	0.00	0.00	19.600	1.700	21.3	495.0	8.50	11,440
G	002	Peaked	eave of bin		28.000	0.000	0.000	19.60	0.00	0.00	19.600	1.700	21.3	495.0	8.50	11,440
G	004	Peaked	eave of bin		21.000	0.000	0.000	18.80	0.00	0.00	18.800	1.300	20.1	278.4	6.80	5,977
G	005	Peaked	eave of bin		21.000	0.000	0.000	18.80	0.00	0.00	18.800	1.300	20.1	278.4	6.80	5,977
G	006	Peaked	eave of bin		21.000	0.000	0.000	17.70	0.00	0.00	17.700	1.300	19.0	278.4	6.80	5,650
G	007	Peaked	eave of bin		21.000	0.000	0.000	18.80	0.00	0.00	18.800	1.300	20.1	278.4	6.80	5,977
G	008	Peaked	eave of bin		24.000	0.000	0.000	15.25	0.00	0.00	15.250	1.400	16.7	363.7	7.80	6,548
G	009	Peaked	eave of bin		24.000	0.000	0.000	15.25	0.00	0.00	15.250	1.400	16.7	363.7	7.80	6,548
G	010	Peaked	eave of bin		28.000	0.000	0.000	19.60	0.00	0.00	19.600	1.700	21.3	495.0	8.50	11,440
G	011	Peaked	eave of bin		39.000	0.000	0.000	20.50	0.00	0.00	20.500	2.300	22.8	960.3	10.0	24,085
G	012	Peaked	eave of bin		36.000	0.000	0.000	26.80	0.00	0.00	26.800	2.200	29.0	818.2	10.0	26,101

Bin count: 11 Facility: Colfax Section: G Total: 121,183

To Even: 122,000

**Section: H**

Added	H	001	Peaked	Zero point top of eave.	27.000	0.000	0.000	17.30	0.00	0.00	17.300	1.600	18.9	460.3	8.50	9,440
Added	H	002	Peaked	Zero point top of eave.	27.000	0.000	0.000	17.30	0.00	0.00	17.300	1.600	18.9	460.3	8.50	9,440
Added	H	003	Peaked	Zero point top of eave.	27.000	0.000	0.000	17.30	0.00	0.00	17.300	1.600	18.9	460.3	8.50	9,440
Added	H	004	Peaked	Zero point top of eave.	27.000	0.000	0.000	17.30	0.00	0.00	17.300	1.600	18.9	460.3	8.50	9,440
Added	H	005	Peaked	Zero point top of eave.	30.000	0.000	0.000	22.20	0.00	0.00	22.200	1.800	24.0	568.2	9.00	14,864

Exam Date: 01/05/2010  
Examiner: 2

Colfax Farmers Elevator, Inc.  
PO Box 37  
Colfax, ND  
County:

Status	Section	Bin Number	Bin Type	Base Point	Diameter or Bu/Ft (Ireg).	Length	Width	Side wall	Add for Hopper	Det. for Obst.	Effective Depth	Add for Peak	Depth for Capac.	Bushels per Foot	Base Pack%	Bushel Capacity with Pack
--------	---------	------------	----------	------------	---------------------------	--------	-------	-----------	----------------	----------------	-----------------	--------------	------------------	------------------	------------	---------------------------

**Facility: Colfax**

**Section: H**

Added	H	006	Peaked	Zero point top of eave.	30.000	0.000	0.000	22.20	0.00	0.00	22.200	1.800	24.0	568.2	9.00	14,864
Added	H	007	Peaked	Zero point top of eave.	30.000	0.000	0.000	22.20	0.00	0.00	22.200	1.800	24.0	568.2	9.00	14,864
Added	H	008	Peaked	Zero point top of eave.	30.000	0.000	0.000	22.20	0.00	0.00	22.200	1.800	24.0	568.2	9.00	14,864
Added	H	009	Peaked	Zero point top of eave.	30.000	0.000	0.000	22.20	0.00	0.00	22.200	1.800	24.0	568.2	9.00	14,864
	H	010	Peaked	Zero point top of eave.	42.000	0.000	0.000	25.80	0.00	0.00	25.800	2.500	28.3	1113.7	10.0	34,670

Bin count: 10

Facility: Colfax Section: H Total:

146,750

To Even:

147,000

**Overall Licensed Bin Capacity for:**

Colfax Farmers Elevator, Inc.

Bin count: 77

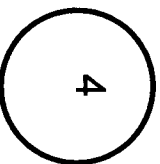
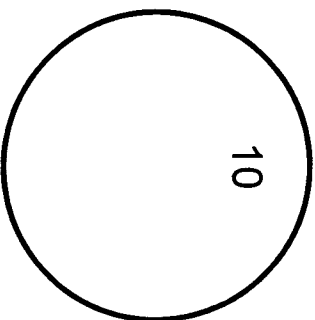
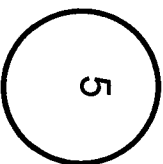
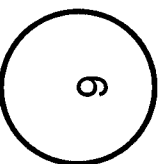
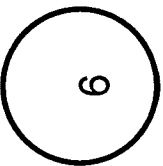
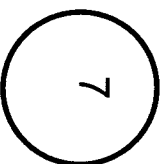
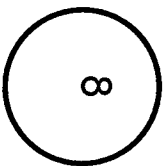
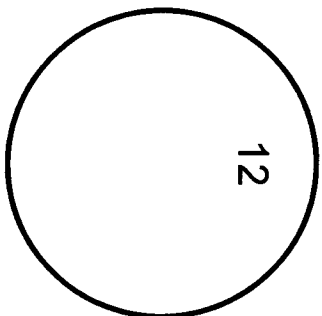
**Licensed Capacity:**  
(includes pack)

**942,815 Bu.**


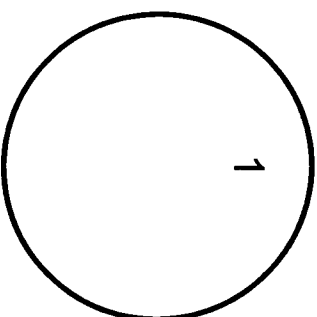
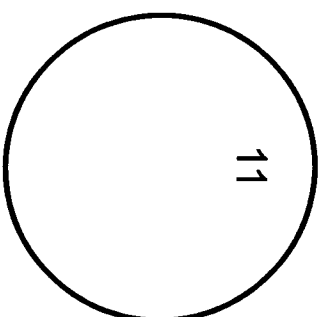
**Licensed Capacity (to even):**  
(includes pack and section totals are rounded up to next highest 1000)

**945,000 Bu.**

N  
E  
W  
S



Colfax Farmers  
Section G  
1.5 miles east  
1.25 miles north  
left side of road



# Colfax Farmers Elevator

#####

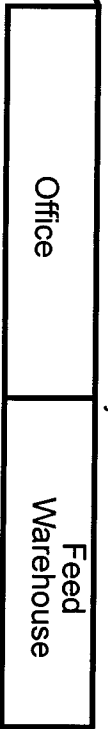
Elevator 1

Annex

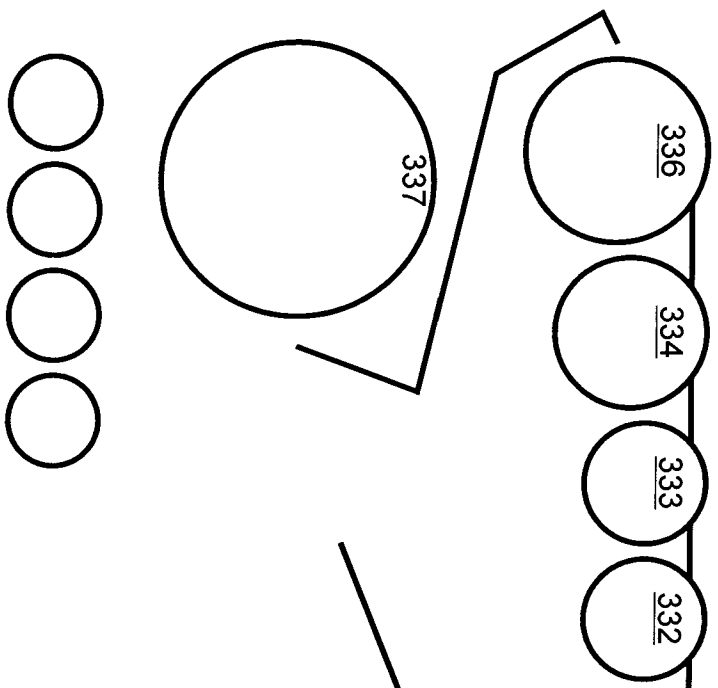
Drier  
 Drier

<u>118</u>	<u>116</u>	<u>115</u>	<u>113</u>	<u>112</u>	<u>111</u>	<u>210E</u>	<u>210</u>	<u>208</u>	<u>207</u>
		X							
			X						
<u>120</u>	<u>121</u>	<u>124</u>	<u>103</u>	<u>105</u>	<u>106</u>	<u>209E</u>	<u>201</u>	<u>209</u>	<u>205</u>
<u>122</u>									
<u>123</u>	<u>129</u>	<u>130</u>	<u>128</u>	<u>127</u>	<u>102</u>	<u>204E</u>	<u>202</u>	<u>203</u>	<u>204</u>
		X	X						
		X	XXX						
		131							

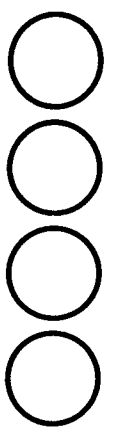
Driveway & Scale





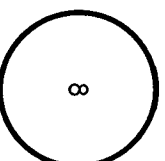
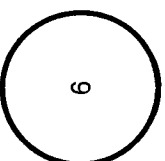
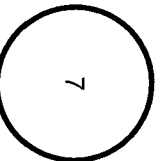
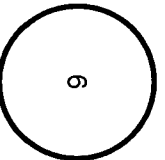
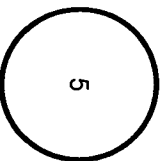
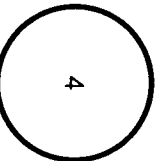
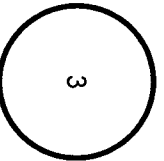
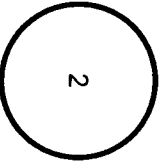
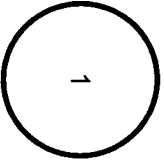
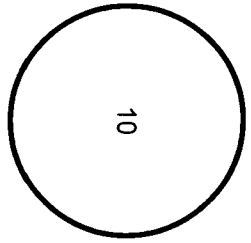
Section A



Section E



Colfax Farmers Elevator  
4 blocks east on north side of road  
SECTION H  
Frankel Bin Site



COUNTY ROAD # 4