



RECEIVED

JUN 22 2009

June 19, 2009

PUBLIC SERVICE COMMISSION

Secretary to the Commission
North Dakota Public Service Commission
State Capitol Building
Bismarck, North Dakota 58505

Dear Sir:

In accordance with Section 49-22-04 of the North Dakota Century Code, Square Butte Electric Cooperative herewith files the enclosed Ten-Year Plan with the North Dakota Public Service Commission.

Any questions concerning the contents of the enclosed document should be directed to me.

Sincerely,

MINNKOTA POWER COOPERATIVE, INC.

Dale Sollom
Planning Manager

Enclosure

TEN-YEAR PLAN

SQUARE BUTTE ELECTRIC COOPERATIVE Grand Forks, North Dakota

Prepared for the North Dakota Public Service Commission
Pursuant to Section 49-22-04 of the
North Dakota Century Code

MPC
PLANNING DEPARTMENT

July 2009

TABLE OF CONTENTS

Page Number

INTRODUCTION	1
SECTION A: Existing Energy Conversion Facilities	2
SECTION B: Energy Conversion Facilities Under Construction	2
SECTION C: Proposed Energy Conversion Facilities on Which Construction is Intended Within the Ensuing Five Years	2
SECTION D: Proposed Energy Conversion Facilities During the Next Ten-Year Time Period	2
SECTION E: Existing Transmission Facilities (Electric)	2
SECTION F: Existing Transmission Facilities (Pipeline)	2
SECTION G: Proposed Transmission Facilities on Which Construction is Intended Within the Ensuing Five Years (Electric)	3
SECTION H: Proposed Transmission Facilities on Which Construction is Intended Within the Ensuing Five Years (Pipeline)	3
SECTION I: Proposed Transmission Facilities During the Next Ten-Year Time Period (Electric and Pipeline)	3
SECTION J: Regional Coordination	3
SECTION K: Environmental Information	3
SECTION L: Projected Demand for Service	3
EXHIBIT I: U.S. Department of Energy Form EIA-923	
EXHIBIT II: Federal Energy Regulatory Commission Form FERC-714	
EXHIBIT III: Square Butte Electric Cooperative Transmission Map	
EXHIBIT IV: Square Butte Electric Cooperative Water Pipeline Map	

SQUARE BUTTE ELECTRIC COOPERATIVE TEN-YEAR PLAN

INTRODUCTION

Square Butte Electric Cooperative was organized in May 1972 as a cooperative corporation under the laws of the State of North Dakota.

Square Butte was organized principally to finance and arrange for the construction and operation of the Milton R. Young Unit 2, a 455 MW steam electric generator.

Square Butte also owns a 463 mile \pm 250 kilovolt D.C. transmission line from its generating unit (located near Center, North Dakota) to Duluth, Minnesota.

Square Butte has entered into a Power Sales and Interconnection Agreement with Minnesota Power (MP) for a 30-year period commencing with the operation of the plant (May 6, 1977) under which MP is required to purchase the entire output. Beginning in 1985, Square Butte exercised the option to retain initially 30% of the generation of Unit 2 and has additional options to increase its portion to 50% of the output.

Square Butte also has entered into an agreement with Minnkota Power Cooperative, Inc. whereby Minnkota will operate Unit 2 with all associated costs of such operation being paid by Square Butte.

Square Butte is in the process of selling its D.C. transmission line to Minnesota Power as part of an agreement which will result in Minnkota Power Cooperative receiving all of the output of the Square Butte generator. This agreement is slated to be executed by the December 31, 2009.

**SQUARE BUTTE ELECTRIC COOPERATIVE
TEN-YEAR PLAN**

SECTION A: Existing Energy Conversion Facilities

1. See Exhibit I
2. None

SECTION B: Energy Conversion Facilities Under Construction

None

SECTION C: Proposed Energy Conversion Facilities on Which Construction is Intended Within the Ensuing Five Years

None

SECTION D: Proposed Energy Conversion Facilities During the Next Ten-Year Time Period

None

SECTION E: Existing Transmission Facilities (Electric)

1. Square Butte is in the process of selling its D.C. transmission line to Minnesota Power as part of an agreement which will result in Minnkota Power Cooperative receiving all of the output of the Square Butte generator. Minnkota Power Cooperative is planning to construct a 345 kV A.C. transmission line from Center, ND to Grand Forks, ND to deliver the output. Please see Minnkota Power Cooperative's Ten Year Plan for additional details. Please see Exhibit II and Exhibit III
2. May 1977
3. None

SECTION F: Existing Transmission Facilities (Pipeline)

1. See Exhibit IV
2. a. Product type: water
b. Length of facilities in miles: 13

- c. Pipe size: 30 inches
- d. Maximum design operating pressure: 800 pounds per square inch
- e. Maximum design flow rate: 30 cubic feet per second
- f. Pump specifications: two 1500-horsepower electric motors with a capacity of 6740 gmp
- g. Minimum cover over pipe: 7 feet

3. March 1977

4. None

SECTION G: Proposed Transmission Facilities on Which Construction is Intended Within the Ensuing Five Years (Electric)

None

SECTION H: Proposed Transmission Facilities on Which Construction is Intended Within the Ensuing Five Years (Pipeline)

None

SECTION I: Proposed Transmission Facilities During the Next Ten-Year Time Period (Electric and Pipeline)

None

SECTION J: Regional Coordination

See Minnkota Power Cooperative's Ten-Year Plan

SECTION K: Environmental Information

See Minnkota Power Cooperative's Ten-Year Plan

SECTION L: Projected Demand for Service

See Minnkota Power Cooperative's Ten-Year Plan

EXHIBIT I

U.S. Department of Energy Form EIA-923
(Supercedes U.S. Department of Energy Form EIA-767)
(Supersedes FERC Form 67)

Schedule 1 | Schedule 1A | Schedule 1B | Schedule 1C | Schedule 1D | Schedule 1E | Schedule 1F | Schedule 1G | Schedule 1H | Schedule 1I | Schedule 1J | Schedule 1K | Schedule 1L | Schedule 1M | Schedule 1N | Schedule 1O | Schedule 1P | Schedule 1Q | Schedule 1R | Schedule 1S | Schedule 1T | Schedule 1U | Schedule 1V | Schedule 1W | Schedule 1X | Schedule 1Y | Schedule 1Z | Schedule 2 | Schedule 3 | Schedule 4 | Schedule 5 | Schedule 6 | Schedule 7 | Schedule 8 | Schedule 9 | Schedule 10 | Schedule 11 | Schedule 12 | Schedule 13 | Schedule 14 | Schedule 15 | Schedule 16 | Schedule 17 | Schedule 18 | Schedule 19 | Schedule 20 | Schedule 21 | Schedule 22 | Schedule 23 | Schedule 24 | Schedule 25 | Schedule 26 | Schedule 27 | Schedule 28 | Schedule 29 | Schedule 30 | Schedule 31 | Schedule 32 | Schedule 33 | Schedule 34 | Schedule 35 | Schedule 36 | Schedule 37 | Schedule 38 | Schedule 39 | Schedule 40 | Schedule 41 | Schedule 42 | Schedule 43 | Schedule 44 | Schedule 45 | Schedule 46 | Schedule 47 | Schedule 48 | Schedule 49 | Schedule 50 | Schedule 51 | Schedule 52 | Schedule 53 | Schedule 54 | Schedule 55 | Schedule 56 | Schedule 57 | Schedule 58 | Schedule 59 | Schedule 60 | Schedule 61 | Schedule 62 | Schedule 63 | Schedule 64 | Schedule 65 | Schedule 66 | Schedule 67 | Schedule 68 | Schedule 69 | Schedule 70 | Schedule 71 | Schedule 72 | Schedule 73 | Schedule 74 | Schedule 75 | Schedule 76 | Schedule 77 | Schedule 78 | Schedule 79 | Schedule 80 | Schedule 81 | Schedule 82 | Schedule 83 | Schedule 84 | Schedule 85 | Schedule 86 | Schedule 87 | Schedule 88 | Schedule 89 | Schedule 90 | Schedule 91 | Schedule 92 | Schedule 93 | Schedule 94 | Schedule 95 | Schedule 96 | Schedule 97 | Schedule 98 | Schedule 99 | Schedule 100

U.S. Department of Energy Energy Information Administration Form EIA-923 (2008) Power Plant Operations Report Form Approved OMB No. 1905-0120 Approved Expires 12/31/2010

NOTICE: This report is mandatory under the Federal Energy Administration Act of 1974 (Public Law 93-277). Failure to comply may result in criminal fines, civil penalties and other sanctions as provided by law. For further information concerning sanctions and data protections see the provision on sanctions and the provisions concerning confidentiality of information in the instructions. This is IBC 1000 and it is a criminal offense for any person knowingly and willfully to make to any Agency or Department of the United States any false, fictitious, or fraudulent statements or to any matter within its jurisdiction.

SCHEDULE 1. IDENTIFICATION (Instructions for SCHEDULE 1 are on page 2)

Survey Contact Log Date/Time: 01-APR-2009 P0901363001

First Name/Key Last Name/Schroeder Title/Accountant Address/PO Box 13200 City State/ND Zip/58208 EMAIL/lars.schroeder@mnscota.com Telephone/701-793-066 Extension FAX/701-793-4213

Supervisor of Contact Person for Survey First Name/Craig Last Name/Trusted Title/Accounting Manager Address/PO Box 13200 City/Grand Forks State/ND Zip/58208 EMAIL/craig@mnscota.com Telephone/701-793-4261 Extension FAX/701-793-4213

Company Name/Mnscota Power Coop, Inc Plant Name/Milton R Young Plant ID/PLANT COUNTY/Overse Plant Address/2401 24th Street S.W. Plant City/Center State/ND

CHP Registered For questions related to e-file system: CHESAHelp@eia.doe.gov 202-366-6393 For questions about the data requested: Schedule 1 Lead & Chair Casser christopher.casser@eia.doe.gov 202-366-3448 Schedule 2 Betty McHenry betty.mcHenry@eia.doe.gov 202-366-4309 Schedule 3 & 4 Ben Hasky ben.hasky@eia.doe.gov 202-366-2628 Schedule 5 & 7 Mike Hinkley mike.hinkley@eia.doe.gov 202-366-2446 Schedule 8 Charles Whelan charles.whelan@eia.doe.gov 202-366-3254 EIA-923 Fax: 202-367-4929 or 202-367-1900 EIA-923 Mailbox: EIA-923@eia.doe.gov

SCHEDULE 1, PART A. ANNUAL ENVIRONMENTAL INFORMATION
SCHEDULE 1, PART A THROUGH F are filed annually and must be reported by steam-electric, cogeneration, and other power plants with a total steam turbine capacity of 100 megawatts and above (only plants that reported boiler-level information on SCHEDULE 1, Part A). All steam-electric, cogeneration, and other power plants with a total steam turbine capacity of 10 megawatts and above are responsible for filing Schedules 1, Parts C, E, and F. Annual data are due by March 30 following the reporting year.

SCHEDULE 1, PART A. ANNUAL BYPRODUCT DISPOSITION
 (Instructions for SCHEDULE 1, PART A are on page 1-9)
 Enter the quantity of combustion byproducts for the year by type of disposal (to nearest 0.1 thousand tons). Report sales of steam in million Btu (MMBtu). If actual data are not available, provide an estimated value.

NO BYPRODUCTS

Byproduct	Disposal		Sale or Beneficial Use		Used		Stored		Total
	On-site Landfill	Off-site Ponds	Sold	Used On-site	Used Off-site	On-site	Off-site		
Fly ash from standard boiler/FBC units	69.9	103.2							173.1
Fly ash from units with dev FGD									
Fly ash from FBC units									
Bottom ash from standard boiler units	29.9		89.6	34.0	36.3				150.3
Bottom (bed) ash from FBC units									
FGD Oxyrun									
Other FGD byproducts		116.4							116.4
Ash from coal gasification (GOC) units									
Other (specify via Footnote on Schedule 9)									
Steam Sales (MMBtu)									

SCHEDULE 1, PART B. FINANCIAL INFORMATION
(Instructions for SCHEDULE 1 PART B are on page 1.)

If actual data are not available, provide an estimated value.

Operation and Maintenance (O&M) Expenditures During Year (Thousand Dollars)

Type	(1) Fly Ash	(2) Bottom Ash	(3) Flue Gas Desulfurization	(4) Water Pollution Abatement	(5) Other Pollution Abatement	(6) Total (1+2+3+4+5)
Collection	1,515	1,013	4,525	846	0	7,999
Disposal	1,057	145	1,019	8	0	2,229
Other		0	0	0	1,314	1,314

Capital Expenditures for New Structures and Equipment During Year, Excluding Land and Interest Expenses (Thousand Dollars)

Type	(7) Air Pollution Abatement	(8) Water Pollution Abatement	(9) Solid/Contained Waste	(10) Other Pollution Abatement
Amount	24,833	0	2,132	0

Byproduct Sales Revenue During Year (Thousand Dollars)

Type	(11) Fly Ash	(12) Bottom Ash	(13) Fly and Bottom Ash Sold Intermingled	(14) Flue Gas Desulfurization Byproducts	(15) Other Byproduct Revenue	(16) Total (11+12+13+14+15)
Amount	0	0	338	0	0	338

U.S. Department of Energy
Energy Information Administration
Form EIA-923 (2005)

**Power Plant Operations
Report**

Form Approval
OMB No. 1902-0120
Approval Expires 12/31/2010

SCHEDULE 2, PART C. BOILER INFORMATION NITROGEN OXIDE EMISSION CONTROLS
(Instructions for SCHEDULE 2, PART C are on page 16.)

Complete a separate row for each boiler.

Note: The Boiler ID must match the Boiler ID as reported on Form EIA-901, "Annual Electric Generator Report"

No NOx Controls

Boiler ID	NOx Control In-Service (Dates)	NOx Emission Rate (lb/MMBtu)	
		Entire Year	May through September
B1	8,307	2060	7060
B2	8,388	4600	4600

Add Equipment

To add a new Equipment ID not on the drop down list, click "Add Equipment" and a generic ID will be assigned and appear on your drop down list. Choose EIA001, EIA002, etc. for the new Equipment ID. EIA will contact you to update this generic ID to an actual ID.

U.S. Department of Energy **Power Plant Operations** Form Approval
 Energy Information Administration **Report** OMB No. 1905-0120
 Form EIA-923 (2008) Approval Expires 12/31/2010

SCHEDULE 8, PART D. COOLING SYSTEM INFORMATION, ANNUAL OPERATIONS
 (Instructions for SCHEDULE 8 PART D are on page 14)

Note: Cooling System ID must match the ID as reported on Form EIA-901, "Annual Electric Generator Report."
 Complete a separate row for each cooling system.

Cooling System ID	Status	Average Annual Rate of Cooling Water (in nearest 0.1 MWee)				Minimum Cooling Water Temperature of Intake (F)		Minimum Cooling Water Temperature of Discharge Outlet (F)	
		Annual Amount of Chlorine added to Cooling Water (1,000 lbs)	Withdrawal	Discharge	Consumption	Winter Peak	Summer Peak	Winter Peak	Summer Peak
						Month	Month	Month	Month
CSI	OP	16.400	233.2	233.2		78.0	90.0	97.0	109.0
AW	OP	30.500	539.5	539.5		79.0	90.0	99.0	110.0

Add Equipment

To add a new Equipment ID act on the drop-down list, click "Add Equipment" and a generic ID will be assigned and appear on your drop-down list. Choose EIA001, EIA002, etc. for the new Equipment ID. EIA will contact you to update that generic ID to an actual ID.

Action Edit Query Block Record Field Window Help

Schedule 1 | Schedule 1A | Schedule 1B | Schedule 1C | Schedule 1D | Schedule 1E | Schedule 1F | Comments | View

Survey Submits

U.S. Department of Energy
Energy Information Administration
Form EIA-923 (2005)

Power Plant Operations
Report

Form Approved
OMB No. 1901-0120
Approval Expires 12/31/2010

SCHEDULE 8. PARTICULATE FLUE GAS PARTICULATE COLLECTION INFORMATION
(Instructions for SCHEDULE 8 PART 8 are on page 17)

Complete a separate row for each flue gas particulate collector.

Does Not Apply

Removal Efficiency of Particulate Matter (percent 0.1µ by weight)

Flue Gas Particulate Collector ID	Status	Flow in lb/hr	Typical Particulate Emissions Rate (percent 0.1µ by weight)	Removal Efficiency of Particulate Matter (percent 0.1µ by weight)		Date of Most Recent Efficiency Test (e.g., 12-2005)
				At Annual Operating Factor	At 100% Load or Treated Efficiency	
001	OP	6,517	91	99.9	100.0	6-1975
002	OP	6,616	91	99.9	100.0	6-1977

Add Equipment

To add a new Equipment ID not on the drop down list, click "Add Equipment" and a generic ID will be assigned and appear on your drop down list. Choose EIA001, EIA002, etc. for the new Equipment ID. EIA will contact you to update this generic ID to an actual ID.

U.S. Department of Energy
Energy Information Administration
Form EIA-923 (2005)

Power Plant Operations Report

Form Approval
OMB No. 1901-0128
Approval Expires 12/31/2010

SCHEDULE 8, PART F. FLUE GAS DESULFURIZATION UNIT INFORMATION, ANNUAL OPERATIONS

(Instructions for SCHEDULE 8 PART F are on page 19)

Note: Flue Gas Desulfurization ID must match the ID as reported on Form EIA-905, "Annual Electric Generator Report." Complete a separate row for each Flue Gas Desulfurization Unit.

ANNUAL OPERATIONS

Removal Efficiency of Sulfur Dioxide (percent 0.1% by wt)

Flue Gas Desulfurization Unit ID	FGD Unit State	Hours in Service	Quantity of FGD Sulfur Used (in annual 0.1 thousand tons)	Electrical Energy Consumption (MWh)	A1 Annual Operating Factor	A1 100% Load or Total Efficiency	Date of Most Recent Efficiency Test (e.g., 12-2005)
FGD01	OP	8385	139.1	3204	78.2	78.2	12-2008

OPERATION AND MAINTENANCE EXPENDITURES DURING YEAR, EXCLUDING ELECTRICITY (THOUSAND DOLLARS)

Flue Gas Desulfurization Unit ID	Food Materials and Chemicals	Labor and Supervision	Waste Disposal	Maintenance, Materials and All Other Costs	Total
FGD01	3,200	555	1,019	870	5,644

[Add Equipment](#)

To add a new Equipment ID not on the drop down list, click "Add Equipment" and a generic ID will be assigned and appear on your drop down list. Choose EIA001, EIA002, etc. for the new Equipment ID. EIA will contact you to update this generic ID to an actual ID.

U.S. Department of Energy
Energy Information Administration
Form EIA-923 (2008)

Power Plant Operations
Report

Form Approved
OMB No. 1901-0129
Approval Expires 12/31/2018

SCHEDULE 9. COMMENTS
(Instructions for SCHEDULE 9 are on page 20)

Schedule	Part	Item
8	B	7
8	B	7

FOD COLLECTION SYSTEM BEING INSTALLED FOR UNIT 1

NEW STACK BEING CONSTRUCTED FOR UNIT 2

Changes in Ownership (Provide name of purchaser and date sold)

EXHIBIT II

Federal Energy Regulatory Commission Form FERC-714
(Supersedes FERC Form 12)



Federal Energy Regulatory Commission
 FERC Form No. 714

Annual Electric Balancing Authority Area and Planning Area Report

For the Year Ending December 31, 2008

Form Approved
 OMB Numbers: 1902 - 0140
 (Expires: 10-31-2009)

Part I - Schedule 1. Identification and Certification

1. Respondent Identification:

Code: 17858 Name: Square Butte Electric Coop

2. Respondent Type: (Please check appropriate box and fill in name)

Part I: Balancing Authority Area (Complete Parts I, II, and IV)

Unit dispatch is not based on the economic dispatch of thermal units (i.e., a system lambda is not calculated)

Balancing Authority Area Name:

Part II: Planning Area (Complete Parts I, III, and IV)

Planning Area Name:

Minnkota Power Cooperative

3. Respondent Mailing Address:

Minnkota Power Cooperative
 1822 Mill Road
 Grand Forks, North Dakota
 58208-3200

4. Contact Person:

Name: Cameron Korynta
 Title: Energy Marketer
 E-mail address: ckorynta@minnkota.com

Telephone #: 701-795-4429 Ext:

5. Certifying Official:

Name: Cameron Korynta
 Title: Energy Marketer
 Date: 06/17/2009

This report is an Original Revised Filing

**Annual Electric Balancing Authority Area and Planning
 Area Report**

For the Year Ending December 31, 2008

Utility Code: 17858
 Utility Name: Square Butte Electric Coop

Part III - Schedule 1. Electric Utilities That Compose the Planning Area

Enter the name of each entity, including the respondent, that forms the planning area for which this report is being prepared and their coincident summer and winter peak demands in megawatts. Refer to the Form 714 instructions for specific guidelines.

Line No (a)	Electric Utility Name (b)	Electric Utility Coincident Peak Demand (MW)	
		Summer (c)	Winter (d)
1	Square Butte Electric Cooperative, Inc.	420	430
2			
3			
4			
5			
6			
7			
8			
9			
10			
11			
12			
13			
14			
15			
16			
17			
18			
19			
20			
21			
22			
23			
24			
25			
26			
27			
28			
29			
30			

**Annual Electric Balancing Authority Area and Planning
Area Report**

Utility Code: 17858
Utility Name: Square Butte Electric Coop

For the Year Ending December 31, 2008

Part III - Schedule 2. Planning Area Hourly Demand

Respondents must provide the following data: the planning area's actual hourly demand, in megawatts, for each hour of the year starting with 1 a.m. January 1 as more fully described in the Form 714 instructions. In column (b) indicate the time zone and the days for which daylight savings time was observed. This schedule will have 365 rows for the report year (366 rows for a leap year). For hours when this information is not available, enter "0.00" and provide, as a footnote to those hours, an explanation describing the reason for the unavailability of the data.

Date (a)	Time Zone (b)	0100 (c)	0200 (d)	0300 (e)	0400 (f)	0500 (g)	0600 (h)	0700 (i)	0800 (j)	0900 (k)	1000 (l)	1100 (m)	1200 (n)	1300 (o)	1400 (p)	1500 (q)	1600 (r)	1700 (s)	1800 (t)	1900 (u)	2000 (v)	2100 (w)	2200 (x)	2300 (y)	2400 (z)
01/01/2008	CST	433	432	431	429	431	430	431	430	429	429	430	429	432	431	434	429	430	429	433	434	435	433	432	432
01/02/2008	CST	432	433	433	432	430	431	428	431	430	429	428	428	430	431	433	433	433	434	430	430	432	430	429	427
01/03/2008	CST	430	430	429	434	431	434	431	430	429	432	431	433	431	429	431	431	432	434	434	434	430	430	432	431
01/04/2008	CST	431	430	430	429	429	431	432	441	432	431	432	433	433	433	431	430	428	429	431	431	431	430	432	374
01/05/2008	CST	232	54	0	0	0	0	0	0	0	0	0	0	0	0	0	0	0	0	0	0	0	0	0	0
01/06/2008	CST	0	0	0	0	0	0	0	0	0	0	0	0	0	0	0	0	0	0	0	2	33	112	190	225
01/07/2008	CST	219	217	232	271	291	325	351	391	421	432	431	433	431	431	432	433	435	433	433	431	429	430	433	431
01/08/2008	CST	433	429	423	429	432	432	431	432	429	430	431	434	433	435	432	431	430	433	432	431	431	426	429	430
01/09/2008	CST	433	432	432	430	431	429	431	432	434	430	430	431	431	432	430	431	432	429	429	432	429	430	429	429
01/10/2008	CST	430	431	432	432	432	429	430	430	432	431	433	430	432	431	434	433	432	429	428	430	431	431	431	431
01/11/2008	CST	428	429	430	434	431	432	429	429	429	431	431	431	432	429	429	430	433	431	432	429	430	429	432	430
01/12/2008	CST	430	429	428	429	429	432	432	434	430	429	428	430	430	432	431	429	428	430	431	431	431	428	430	430
01/13/2008	CST	432	302	432	429	428	428	430	432	432	431	430	430	430	429	433	432	430	429	431	431	434	431	430	428
01/14/2008	CST	429	428	431	431	432	429	430	429	430	431	433	429	429	429	430	432	432	433	430	430	430	430	432	433
01/15/2008	CST	429	429	429	431	431	430	430	427	429	429	433	430	432	428	428	430	432	431	432	432	429	429	430	431
01/16/2008	CST	430	431	429	430	430	426	430	428	429	427	430	430	430	430	432	432	430	429	431	430	432	429	431	429
01/17/2008	CST	431	430	432	431	429	429	431	431	429	430	429	429	431	431	430	432	431	429	430	432	430	431	432	429
01/18/2008	CST	430	430	432	430	431	430	430	429	430	430	430	431	428	429	430	432	430	432	428	428	428	430	431	431
01/19/2008	CST	430	428	429	430	432	430	432	428	429	429	430	430	431	430	429	430	430	431	430	430	428	429	430	431
01/20/2008	CST	430	340	430	429	431	430	432	431	430	426	430	429	431	429	432	428	430	430	431	430	428	429	430	431
01/21/2008	CST	429	431	431	431	428	429	429	435	435	432	431	429	431	429	431	432	430	430	431	432	432	429	430	430
01/22/2008	CST	428	429	431	432	431	430	429	429	430	432	430	432	431	430	430	431	432	431	431	430	431	430	432	429
01/23/2008	CST	431	428	429	429	431	430	430	430	429	429	430	431	430	430	429	430	430	430	430	429	430	427	429	429
01/24/2008	CST	430	429	431	429	428	429	430	429	430	429	429	429	430	431	429	432	430	430	430	429	430	431	429	429
01/25/2008	CST	429	430	431	430	430	428	430	430	432	429	432	428	429	429	431	432	430	431	429	432	429	431	429	429
01/26/2008	CST	429	428	427	429	431	431	431	429	429	429	431	431	428	429	429	430	429	431	429	431	429	428	431	432
01/27/2008	CST	410	430	428	430	429	431	431	432	429	429	429	431	432	431	430	429	428	431	431	429	430	427	429	318
01/28/2008	CST	430	430	431	432	429	429	429	430	430	431	429	431	430	430	430	431	431	429	429	428	429	432	428	429

Part III - Schedule 2. Planning Area Hourly Demand (continued)

Date	Time Zone	0100	0200	0300	0400	0500	0600	0700	0800	0900	1000	1100	1200	1300	1400	1500	1600	1700	1800	1900	2000	2100	2200	2300	2400
(a)	(b)	(c)	(d)	(e)	(f)	(g)	(h)	(i)	(j)	(k)	(l)	(m)	(n)	(o)	(p)	(q)	(r)	(s)	(t)	(u)	(v)	(w)	(x)	(y)	(z)
01/29/2008	CST	428	428	432	430	432	429	427	429	431	431	430	432	429	429	429	430	430	430	429	428	428	430	430	429
01/30/2008	CST	431	427	430	429	430	431	435	435	437	433	434	433	433	436	435	431	429	430	430	431	431	428	429	428
01/31/2008	CST	431	429	430	427	427	427	432	431	431	430	429	431	431	430	432	433	430	431	429	431	429	429	429	427
02/01/2008	CST	428	431	430	429	432	429	429	427	427	428	431	428	427	427	419	422	430	431	426	428	427	429	430	432
02/02/2008	CST	429	429	429	430	430	429	430	426	427	430	432	430	431	429	430	431	432	432	431	429	429	429	429	428
02/03/2008	CST	431	352	428	428	426	429	429	429	429	428	429	431	432	432	433	429	429	432	430	430	431	427	428	429
02/04/2008	CST	429	431	430	429	428	428	429	431	430	430	428	428	428	428	431	431	429	429	430	427	430	430	432	431
02/05/2008	CST	429	428	429	430	431	429	427	429	429	431	429	431	429	428	429	429	431	431	430	426	428	429	432	431
02/06/2008	CST	432	428	430	430	431	431	431	429	430	431	432	432	431	432	429	430	427	431	430	431	429	429	429	431
02/07/2008	CST	432	430	431	428	429	428	431	429	430	429	431	430	431	431	431	432	429	429	430	431	430	431	429	429
02/08/2008	CST	428	431	432	431	432	429	429	429	429	430	431	429	429	428	430	430	432	429	428	428	430	432	431	430
02/09/2008	CST	428	429	429	431	430	432	429	428	429	429	429	430	430	427	429	430	432	431	431	430	429	429	431	429
02/10/2008	CST	430	304	429	430	430	432	431	432	427	427	427	431	429	430	428	429	429	429	430	431	429	429	430	430
02/11/2008	CST	431	430	431	429	429	430	436	433	434	431	428	429	430	434	430	430	430	429	432	429	429	431	431	431
02/12/2008	CST	430	431	432	431	432	431	431	428	429	429	429	429	433	431	432	430	430	429	431	431	432	429	429	427
02/13/2008	CST	430	431	432	432	428	428	429	430	431	431	433	432	432	430	432	432	432	431	428	428	428	430	429	436
02/14/2008	CST	430	429	428	430	430	430	429	428	427	429	432	430	431	426	429	429	429	431	432	432	428	430	429	429
02/15/2008	CST	431	431	428	428	429	430	428	431	430	429	428	431	429	432	432	429	430	431	432	432	428	427	429	429
02/16/2008	CST	433	432	431	430	428	430	428	430	430	435	432	431	429	429	431	431	429	429	430	432	433	429	430	428
02/17/2008	CST	429	273	410	429	429	430	430	430	430	432	431	431	428	429	430	431	432	430	429	429	427	429	429	430
02/18/2008	CST	429	428	430	428	429	431	431	432	429	428	426	428	428	430	431	427	430	428	431	429	429	429	429	430
02/19/2008	CST	431	431	432	429	431	430	431	431	432	427	428	429	431	429	429	431	429	429	429	429	430	429	429	430
02/20/2008	CST	430	432	430	432	428	429	429	430	431	429	429	430	430	431	432	431	431	430	434	428	429	432	430	431
02/21/2008	CST	431	431	431	431	430	429	430	431	431	430	431	429	431	430	432	430	431	431	429	429	428	430	432	430
02/22/2008	CST	429	429	430	432	431	431	429	429	430	431	431	432	432	429	429	432	431	431	428	428	429	430	432	430
02/23/2008	CST	212	38	0	0	0	0	0	0	0	0	0	0	0	0	0	0	0	0	0	0	0	0	0	0
02/24/2008	CST	0	0	0	0	0	0	0	0	0	0	0	0	0	0	0	0	0	0	0	0	0	0	0	0
02/25/2008	CST	0	0	0	0	0	0	0	0	0	0	0	0	0	0	0	0	0	0	0	0	0	0	0	0
02/26/2008	CST	0	0	0	0	0	0	0	0	0	0	0	0	0	0	0	0	0	0	0	0	0	0	0	0
02/27/2008	CST	0	0	0	0	0	0	4	42	137	198	234	260	302	338	375	403	432	431	428	428	433	431	434	432
02/28/2008	CST	429	429	430	430	430	430	431	431	430	430	432	430	433	429	429	432	432	431	433	428	427	428	429	431
02/29/2008	CST	431	431	432	430	427	430	429	431	431	431	430	432	436	430	429	432	434	432	431	426	429	424	425	426
03/01/2008	CST	433	433	432	432	427	428	429	430	432	434	432	432	428	430	429	430	431	432	430	432	429	432	429	429
03/02/2008	CST	429	426	430	429	431	427	429	427	428	426	433	439	430	431	429	429	429	431	429	429	428	427	426	429

Part III - Schedule 2. Planning Area Hourly Demand (continued)

Date	Time Zone	0100	0200	0300	0400	0500	0600	0700	0800	0900	1000	1100	1200	1300	1400	1500	1600	1700	1800	1900	2000	2100	2200	2300	2400
(a)	(b)	(c)	(d)	(e)	(f)	(g)	(h)	(i)	(j)	(k)	(l)	(m)	(n)	(o)	(p)	(q)	(r)	(s)	(t)	(u)	(v)	(w)	(x)	(y)	(z)
03/03/2008	CST	432	430	433	424	432	431	433	429	430	429	430	426	432	431	431	430	428	430	429	430	430	430	430	430
03/04/2008	CST	430	431	431	432	426	428	431	430	428	431	430	429	428	430	430	430	432	432	429	429	427	428	429	431
03/05/2008	CST	428	427	429	431	430	431	431	429	430	431	429	431	431	432	430	429	429	430	431	430	428	428	431	431
03/06/2008	CST	431	431	429	427	428	429	428	431	428	430	429	429	430	431	430	430	431	429	429	431	430	428	428	431
03/07/2008	CST	428	429	431	431	429	429	427	428	429	436	432	433	432	432	431	431	435	433	431	431	432	430	428	430
03/08/2008	CST	428	429	430	430	429	430	429	430	434	430	429	427	429	430	431	429	429	428	429	428	430	429	429	429
03/09/2008	CST	429	334	0	426	425	424	429	430	430	428	429	430	433	431	432	432	430	430	431	432	428	428	426	429
03/10/2008	CST	429	427	428	432	430	430	429	426	429	429	430	431	429	428	431	432	432	430	431	430	429	428	428	429
03/11/2008	CST	430	430	431	429	429	429	430	431	431	430	429	429	432	430	429	430	430	431	430	429	429	429	429	429
03/12/2008	CST	431	428	428	431	433	430	430	429	429	429	429	429	430	429	429	430	432	432	428	429	428	428	429	427
03/13/2008	CST	429	429	429	430	431	430	423	428	430	430	430	431	431	431	429	430	430	430	429	430	432	428	429	430
03/14/2008	CST	431	432	431	432	430	426	428	429	428	428	426	427	427	428	432	431	431	431	431	430	431	430	430	430
03/15/2008	CST	428	431	429	429	430	429	431	434	432	430	430	429	431	432	429	430	430	429	427	429	431	430	430	430
03/16/2008	CST	430	319	430	430	430	429	428	431	427	429	431	432	432	431	430	431	431	430	430	429	431	432	431	432
03/17/2008	CST	431	430	430	429	430	430	428	429	429	428	429	428	428	430	429	428	428	431	430	430	428	429	429	432
03/18/2008	CST	431	430	429	429	429	430	431	430	431	429	429	429	428	430	429	426	426	426	429	428	430	429	429	428
03/19/2008	CST	428	427	431	429	429	429	427	428	429	430	431	432	430	429	430	430	432	431	431	429	430	429	430	429
03/20/2008	CST	429	428	430	430	430	431	430	430	432	431	430	433	432	429	425	375	417	430	430	430	429	430	430	432
03/21/2008	CST	430	430	430	430	430	432	431	431	431	429	429	431	430	429	432	430	430	430	429	429	430	429	429	431
03/22/2008	CST	429	429	431	431	431	431	429	430	430	429	429	431	429	429	431	431	429	429	431	431	432	430	429	429
03/23/2008	CST	430	307	425	430	430	430	430	429	429	429	430	431	431	429	431	431	429	429	430	431	432	430	429	429
03/24/2008	CST	429	428	430	432	430	430	430	429	430	429	429	429	431	429	431	432	430	431	430	430	427	430	430	430
03/25/2008	CST	431	431	430	430	430	430	429	428	430	431	431	432	429	430	433	433	430	429	429	430	428	427	430	432
03/26/2008	CST	276	216	220	216	263	430	432	430	429	431	431	432	429	429	429	430	429	429	431	429	431	427	430	430
03/27/2008	CST	432	430	429	429	429	428	430	429	428	427	429	429	429	426	429	429	429	429	429	430	429	429	429	431
03/28/2008	CST	430	428	429	431	430	429	430	428	429	431	432	432	432	431	430	430	427	428	431	431	430	431	430	431
03/29/2008	CST	429	429	428	428	427	428	428	431	431	430	432	432	431	432	429	430	427	428	431	430	431	433	430	431
03/30/2008	CST	430	320	429	428	427	429	429	432	432	429	430	432	431	432	431	429	429	430	430	429	432	429	429	430
03/31/2008	CST	428	429	429	428	429	430	429	431	431	429	429	431	429	429	430	429	429	430	429	430	429	429	430	429
04/01/2008	CST	429	427	430	430	429	430	430	429	430	430	430	431	430	429	430	429	428	432	431	430	429	429	430	429
04/02/2008	CST	427	429	430	430	429	430	431	429	430	429	429	430	429	428	429	429	430	429	430	430	429	431	430	430
04/03/2008	CST	430	429	429	430	430	432	432	429	430	430	430	431	431	429	429	428	428	429	430	431	431	432	430	431
04/04/2008	CST	430	429	429	429	429	428	429	429	429	429	429	429	429	429	429	429	429	428	429	438	452	444	430	430
04/05/2008	CST	431	431	429	430	430	428	429	429	429	429	430	430	430	429	428	429	429	428	428	429	431	429	429	428

**Annual Electric Balancing Authority Area and Planning
 Area Report**

Utility Code: 17858
 Utility Name: Square Butte Electric Coop

For the Year Ending December 31, 2008

Part III - Schedule 2. Planning Area Hourly Demand (continued)

Date	Time Zone	0100	0200	0300	0400	0500	0600	0700	0800	0900	1000	1100	1200	1300	1400	1500	1600	1700	1800	1900	2000	2100	2200	2300	2400
(a)	(b)	(c)	(d)	(e)	(f)	(g)	(h)	(i)	(j)	(k)	(l)	(m)	(n)	(o)	(p)	(q)	(r)	(s)	(t)	(u)	(v)	(w)	(x)	(y)	(z)
04/06/2008	CST	283	223	223	225	253	425	432	431	429	428	428	431	429	430	430	429	430	429	430	433	431	430	431	431
04/07/2008	CST	431	432	431	430	425	431	430	430	429	430	431	431	430	431	430	430	431	431	431	431	436	431	430	432
04/08/2008	CST	430	430	429	429	431	432	431	431	428	429	429	431	430	431	431	431	431	431	429	429	430	428	427	428
04/09/2008	CST	427	430	430	431	429	428	430	430	429	429	431	429	430	429	431	431	431	431	431	432	430	429	427	429
04/10/2008	CST	427	428	430	430	431	429	429	429	429	429	429	430	430	430	430	429	431	428	429	430	430	429	429	429
04/11/2008	CST	427	431	431	430	430	430	429	429	428	426	427	430	430	429	430	431	433	432	432	434	434	429	429	430
04/12/2008	CST	429	431	436	433	431	430	430	430	430	429	431	432	433	432	431	430	431	430	431	432	432	435	432	430
04/13/2008	CST	430	431	432	432	431	429	429	431	432	430	432	432	429	431	430	431	432	429	429	431	431	429	432	432
04/14/2008	CST	432	432	430	278	218	268	433	429	429	427	430	429	430	430	431	430	431	432	429	429	431	429	432	432
04/15/2008	CST	432	432	431	431	429	427	428	430	430	430	430	432	430	428	429	429	430	429	427	429	430	429	424	429
04/16/2008	CST	435	431	430	430	429	432	438	432	444	429	429	431	429	428	430	430	429	429	428	430	428	428	431	435
04/17/2008	CST	430	428	430	429	428	429	429	430	429	428	428	428	431	430	429	430	434	433	427	427	429	433	432	431
04/18/2008	CST	431	429	430	432	430	431	431	429	429	430	429	429	431	430	429	428	433	431	431	429	430	429	429	433
04/19/2008	CST	434	431	431	431	428	430	429	431	434	430	430	430	432	429	429	429	432	430	432	429	430	429	429	432
04/20/2008	CST	430	295	219	220	217	256	428	429	432	432	431	432	430	428	429	428	428	428	432	432	432	432	432	433
04/21/2008	CST	428	431	433	431	430	433	429	426	427	430	428	434	428	428	429	433	434	430	429	427	429	431	429	432
04/22/2008	CST	431	430	431	432	430	430	429	429	430	428	428	432	432	431	433	433	433	427	427	427	429	432	432	432
04/23/2008	CST	431	429	429	431	429	431	430	431	430	433	430	431	430	429	429	429	433	431	431	431	429	432	431	432
04/24/2008	CST	430	424	429	429	429	430	431	428	428	429	429	431	430	429	429	432	432	429	430	430	416	432	398	430
04/25/2008	CST	403	423	408	415	427	409	407	430	432	432	430	430	432	429	428	432	431	430	431	428	415	397	395	392
04/26/2008	CST	430	428	429	431	429	430	430	429	429	431	426	429	431	429	428	431	431	430	430	432	430	431	429	429
04/27/2008	CST	428	405	424	431	429	428	430	431	431	432	431	430	430	431	431	431	431	430	430	431	429	430	430	431
04/28/2008	CST	431	287	211	209	217	263	426	432	432	431	430	432	430	430	432	432	431	432	429	429	432	429	430	430
04/29/2008	CST	431	430	434	430	428	429	428	428	432	431	429	429	431	431	432	430	430	431	430	430	429	429	428	432
04/30/2008	CST	415	402	425	430	426	421	430	429	432	434	430	431	430	428	429	431	431	430	430	430	431	430	429	391
05/01/2008	CST	420	411	424	422	428	428	430	431	430	431	430	429	430	429	429	430	415	390	415	420	421	425	430	426
05/02/2008	CST	430	429	429	431	430	430	430	430	428	430	429	431	430	429	389	383	399	423	429	430	431	429	430	431
05/03/2008	CST	412	403	390	384	393	414	427	430	430	414	245	228	221	230	386	403	399	426	431	430	431	426	428	420
05/04/2008	CST	427	409	428	429	429	430	426	431	432	430	430	434	430	428	427	429	429	432	429	430	431	429	429	430
05/05/2008	CST	420	270	219	218	220	277	429	430	432	430	431	431	430	428	427	429	431	432	429	430	431	429	429	430
05/06/2008	CST	431	431	431	429	415	423	430	433	431	429	432	431	430	430	431	431	432	430	430	429	431	427	428	432
05/07/2008	CST	429	430	429	422	430	429	428	431	429	430	431	429	430	429	430	429	429	431	431	430	431	432	430	431
05/08/2008	CST	430	274	218	216	218	285	432	432	432	429	430	431	429	429	432	430	429	431	430	430	432	430	431	432
05/09/2008	CST	428	428	429	430	430	431	429	429	429	428	427	428	429	428	430	432	432	429	429	429	429	428	427	430

**Annual Electric Balancing Authority Area and Planning
 Area Report**

Utility Code: 17858
 Utility Name: Square Butte Electric Coop

For the Year Ending December 31, 2008

Part III - Schedule 2. Planning Area Hourly Demand (continued)

Date (a)	Time Zone (b)	0100 (c)	0200 (d)	0300 (e)	0400 (f)	0500 (g)	0600 (h)	0700 (i)	0800 (j)	0900 (k)	1000 (l)	1100 (m)	1200 (n)	1300 (o)	1400 (p)	1500 (q)	1600 (r)	1700 (s)	1800 (t)	1900 (u)	2000 (v)	2100 (w)	2200 (x)	2300 (y)	2400 (z)
05/10/2008	CST	431	430	432	430	430	423	430	427	429	428	428	429	428	427	429	430	428	428	428	429	428	429	428	428
05/11/2008	CST	428	426	429	430	430	430	430	429	429	430	428	429	429	427	432	431	430	430	430	430	430	430	430	428
05/12/2008	CST	428	266	216	214	213	268	427	429	431	430	430	432	429	428	429	429	430	430	431	430	429	434	433	434
05/13/2008	CST	431	430	430	430	429	432	429	431	432	429	430	432	428	429	430	429	430	430	431	429	429	432	428	432
05/14/2008	CST	429	427	429	426	429	430	428	429	431	432	431	431	429	429	431	430	429	429	430	427	429	429	429	432
05/15/2008	CST	429	427	13	0	0	0	0	0	0	0	0	0	33	178	221	248	264	304	332	359	402	427	429	429
05/16/2008	CST	428	429	431	430	429	432	429	431	431	430	428	434	429	423	414	430	433	433	431	429	434	431	429	430
05/17/2008	CST	427	429	429	409	428	428	421	428	431	430	425	428	433	432	430	427	416	424	429	429	431	426	422	393
05/18/2008	CST	407	429	413	429	411	423	411	428	429	427	429	431	430	429	430	429	429	433	432	429	429	428	427	429
05/19/2008	CST	418	423	427	427	427	429	428	428	429	427	428	428	428	427	430	429	430	430	429	428	428	426	426	430
05/20/2008	CST	430	429	430	430	431	432	428	428	429	428	428	429	428	428	431	429	427	427	429	425	432	432	435	433
05/21/2008	CST	429	405	416	417	424	429	428	430	430	430	429	431	430	428	429	429	429	429	430	430	432	432	435	433
05/22/2008	CST	432	429	431	430	430	431	430	429	433	428	429	430	430	427	430	429	428	430	431	430	434	433	432	434
05/23/2008	CST	422	280	225	223	222	261	428	432	428	430	429	432	430	427	430	429	428	429	426	430	431	427	430	431
05/24/2008	CST	432	429	433	430	430	432	418	428	431	429	429	432	430	430	442	432	430	430	428	430	432	430	430	430
05/25/2008	CST	431	428	430	399	411	430	430	421	429	427	439	432	429	427	429	429	429	431	430	430	432	429	430	430
05/26/2008	CST	429	414	429	405	421	429	429	429	432	430	429	431	429	429	429	429	428	430	430	430	432	429	430	429
05/27/2008	CST	430	412	360	410	429	432	430	429	431	428	427	431	430	423	429	429	429	432	429	431	433	429	429	430
05/28/2008	CST	427	428	430	432	426	429	428	428	429	429	428	431	431	429	432	432	430	432	429	429	428	427	427	431
05/29/2008	CST	431	430	433	433	431	430	430	427	436	428	428	430	433	433	432	435	435	431	428	429	428	428	425	365
05/30/2008	CST	207	53	0	0	0	0	0	0	0	0	0	0	0	0	0	0	0	0	0	0	0	0	0	0
05/31/2008	CST	0	0	0	0	0	0	0	0	0	0	0	0	0	0	0	0	0	0	0	0	0	0	0	0
06/01/2008	CST	0	0	0	0	0	0	0	0	0	0	0	0	0	0	0	0	0	0	0	0	0	0	0	0
06/02/2008	CST	0	0	0	0	0	0	0	0	0	0	0	0	0	0	0	0	0	0	0	0	0	0	0	0
06/03/2008	CST	0	0	0	0	0	0	0	0	9	37	90	160	225	222	220	221	222	217	211	209	212	208	206	207
06/04/2008	CST	207	209	212	218	220	220	222	220	219	220	221	223	225	222	223	224	228	256	258	256	287	294	279	280
06/05/2008	CST	282	300	319	338	354	378	390	404	426	430	426	432	428	425	427	429	434	430	429	426	429	428	426	429
06/06/2008	CST	433	430	431	423	411	428	431	426	421	426	423	422	415	411	412	424	424	415	424	429	427	430	431	429
06/07/2008	CST	429	392	415	427	427	429	428	428	427	428	432	431	434	430	428	429	431	430	429	430	426	428	429	430
06/08/2008	CST	428	430	429	429	428	428	430	427	425	430	430	433	431	431	430	426	431	427	426	424	427	428	430	426
06/09/2008	CST	423	411	426	428	426	422	414	426	427	429	429	429	432	430	420	428	426	421	422	425	429	429	430	429
06/10/2008	CST	395	386	401	420	403	421	411	420	429	421	425	432	431	432	428	430	430	428	427	428	428	429	430	429
06/11/2008	CST	428	428	427	410	397	423	428	427	427	427	429	431	432	432	428	430	430	428	427	422	422	428	429	430
06/12/2008	CST	433	434	431	432	432	428	428	429	429	429	430	430	429	430	428	426	428	427	426	429	429	430	432	434

**Annual Electric Balancing Authority Area and Planning
 Area Report**

Utility Code: 17858
 Utility Name: Square Butte Electric Coop

For the Year Ending December 31, 2008

Part III - Schedule 2. Planning Area Hourly Demand (continued)

Date	Time Zone	0100	0200	0300	0400	0500	0600	0700	0800	0900	1000	1100	1200	1300	1400	1500	1600	1700	1800	1900	2000	2100	2200	2300	2400
(a)	(b)	(c)	(d)	(e)	(f)	(g)	(h)	(i)	(j)	(k)	(l)	(m)	(n)	(o)	(p)	(q)	(r)	(s)	(t)	(u)	(v)	(w)	(x)	(y)	(z)
06/13/2008	CST	433	433	428	408	423	420	424	429	427	427	428	429	427	429	428	428	430	431	428	430	427	426	428	430
06/14/2008	CST	429	432	431	403	384	409	409	429	427	427	429	429	427	426	427	430	431	428	430	430	429	427	430	432
06/15/2008	CST	428	334	413	385	388	409	382	399	428	420	429	428	428	427	428	428	428	429	430	429	426	426	429	432
06/16/2008	CST	427	419	427	408	417	430	427	419	427	428	430	429	429	428	429	428	431	430	429	431	430	427	426	429
06/17/2008	CST	425	428	428	429	431	424	424	450	439	429	433	429	429	435	428	428	431	431	429	429	429	426	431	429
06/18/2008	CST	424	428	428	427	429	427	428	428	429	427	428	429	429	432	429	428	430	430	430	432	428	428	427	428
06/19/2008	CST	428	428	428	429	428	426	426	424	427	429	430	429	429	427	428	426	428	428	428	428	429	427	429	428
06/20/2008	CST	428	427	430	430	430	431	428	427	429	428	427	428	428	427	428	426	428	428	431	430	428	427	429	431
06/21/2008	CST	430	429	429	391	413	431	416	424	428	428	427	426	426	426	428	434	431	429	430	429	426	428	429	430
06/22/2008	CST	432	333	423	419	429	429	432	433	434	431	430	428	427	430	432	432	427	427	429	429	427	427	429	430
06/23/2008	CST	429	415	417	432	427	429	429	429	426	429	427	428	429	427	429	430	427	429	426	426	425	427	429	428
06/24/2008	CST	427	427	429	427	427	425	428	429	428	427	431	429	429	429	429	428	427	429	429	428	426	429	432	429
06/25/2008	CST	431	430	429	431	429	429	431	431	428	429	430	428	428	429	429	429	428	428	429	429	427	428	429	430
06/26/2008	CST	430	428	429	430	431	430	430	430	429	428	427	430	429	428	429	426	428	428	428	429	429	427	428	430
06/27/2008	CST	426	425	432	432	430	434	431	431	428	427	428	427	430	427	432	388	431	438	430	430	427	427	429	430
06/28/2008	CST	431	429	432	431	428	431	430	421	405	419	426	426	431	430	431	428	429	429	430	428	430	428	429	431
06/29/2008	CST	429	334	433	429	428	431	418	424	427	428	426	429	429	430	428	426	426	429	430	428	430	429	426	430
06/30/2008	CST	429	429	429	428	428	430	428	431	429	432	426	429	431	429	426	426	426	429	430	429	429	428	427	428
07/01/2008	CST	428	430	430	429	428	429	427	429	427	425	429	429	429	432	432	432	428	428	428	427	429	428	429	430
07/02/2008	CST	430	429	432	431	429	426	431	431	430	429	429	428	429	430	430	388	431	428	427	429	429	429	431	430
07/03/2008	CST	429	428	431	430	426	426	427	431	429	428	427	431	433	432	427	427	426	426	426	430	433	428	429	429
07/04/2008	CST	429	429	427	428	429	426	423	429	428	428	428	428	429	429	431	429	423	427	428	428	427	429	429	431
07/05/2008	CST	427	406	423	426	425	417	423	428	429	429	431	430	429	429	431	429	429	428	428	428	426	422	430	428
07/06/2008	CST	429	329	433	429	428	430	432	429	428	428	430	431	428	429	429	429	428	429	429	429	427	422	387	397
07/07/2008	CST	430	427	432	432	430	430	431	429	430	428	427	431	433	427	430	429	428	428	429	429	431	430	429	431
07/08/2008	CST	422	425	428	429	427	429	432	430	429	430	431	433	429	430	429	428	428	428	426	429	429	429	426	427
07/09/2008	CST	401	382	382	406	426	430	430	430	428	430	430	429	429	429	430	429	428	428	426	429	429	430	431	429
07/10/2008	CST	429	428	419	430	431	427	426	430	427	425	424	425	419	431	430	429	428	425	424	429	429	427	427	428
07/11/2008	CST	240	292	352	351	391	402	352	352	356	391	391	375	350	349	349	349	350	351	352	353	352	349	349	350
07/12/2008	CST	350	349	350	349	350	350	350	351	348	349	349	349	350	349	350	350	350	349	349	350	352	349	349	349
07/13/2008	CST	349	349	350	349	348	350	350	351	349	350	350	350	350	350	350	350	350	349	349	351	352	350	347	350
07/14/2008	CST	428	429	430	431	427	428	429	429	424	428	428	428	430	430	369	425	426	425	427	427	427	423	427	430
07/15/2008	CST	388	384	388	394	425	429	431	430	427	428	426	428	430	429	428	428	430	429	429	430	428	428	426	426
07/16/2008	CST	423	389	382	382	386	422	428	427	429	429	429	429	429	429	429	428	428	429	429	429	429	428	428	429

**Annual Electric Balancing Authority Area and Planning
 Area Report**

Utility Code: 17858
 Utility Name: Square Butte Electric Coop

For the Year Ending December 31, 2008

Part III - Schedule 2. Planning Area Hourly Demand (continued)

Date	Time Zone	0100	0200	0300	0400	0500	0600	0700	0800	0900	1000	1100	1200	1300	1400	1500	1600	1700	1800	1900	2000	2100	2200	2300	2400
(a)	(b)	(c)	(d)	(e)	(f)	(g)	(h)	(i)	(j)	(k)	(l)	(m)	(n)	(o)	(p)	(q)	(r)	(s)	(t)	(u)	(v)	(w)	(x)	(y)	(z)
07/17/2008	CST	429	429	429	429	428	430	429	428	429	429	430	429	428	428	428	428	428	428	428	430	428	429	429	428
07/18/2008	CST	427	426	420	406	424	427	426	429	427	426	426	428	427	427	429	429	426	429	428	428	428	430	429	429
07/19/2008	CST	429	425	428	428	428	427	428	429	427	428	429	429	429	429	428	428	428	428	426	427	428	428	429	432
07/20/2008	CST	430	312	429	428	426	429	430	430	428	427	429	429	430	427	429	430	428	428	429	427	425	428	427	432
07/21/2008	CST	429	428	429	427	426	432	435	433	428	428	427	426	429	427	427	430	428	428	429	429	428	428	429	430
07/22/2008	CST	426	427	428	429	430	430	430	429	429	413	396	426	428	428	428	427	426	425	430	429	428	428	429	428
07/23/2008	CST	401	380	395	428	429	426	422	427	428	427	428	425	426	425	428	428	427	426	428	428	427	429	428	409
07/24/2008	CST	426	426	424	427	423	426	428	429	430	428	426	427	426	424	426	426	424	424	427	427	428	428	429	428
07/25/2008	CST	427	421	381	379	381	392	415	429	426	427	427	428	428	426	426	426	422	423	426	429	431	431	432	432
07/26/2008	CST	430	426	427	428	427	428	430	432	431	429	425	407	427	426	427	428	427	427	429	429	430	430	431	432
07/27/2008	CST	429	323	428	408	427	427	426	426	426	425	424	426	424	426	427	428	425	423	424	424	423	427	425	426
07/28/2008	CST	424	407	411	428	428	431	432	430	426	427	427	429	427	428	427	431	430	428	428	428	430	429	428	426
07/29/2008	CST	427	415	409	431	430	430	429	429	428	428	427	429	430	430	426	428	427	428	428	428	431	430	429	426
07/30/2008	CST	431	430	431	429	429	428	426	415	411	403	403	404	430	430	426	428	427	427	429	429	431	429	430	430
07/31/2008	CST	408	283	217	219	216	270	420	426	429	429	427	427	427	428	427	429	428	427	429	405	406	407	408	407
08/01/2008	CST	431	430	431	431	430	429	431	434	431	422	415	413	411	410	411	409	410	417	418	418	415	414	414	414
08/02/2008	CST	413	413	414	414	391	383	382	388	407	414	421	424	426	424	424	422	419	418	417	417	417	415	415	417
08/03/2008	CST	418	312	420	420	424	428	406	386	392	416	427	427	427	426	423	418	418	418	421	422	425	425	426	426
08/04/2008	CST	426	426	424	416	391	424	420	429	428	425	424	424	423	422	424	420	422	421	427	429	431	430	430	428
08/05/2008	CST	428	276	220	219	220	284	429	428	429	427	429	429	429	428	429	427	426	426	428	430	429	427	428	430
08/06/2008	CST	429	412	405	425	428	428	429	430	431	423	420	362	423	429	426	426	426	422	425	425	421	423	424	429
08/07/2008	CST	428	427	426	402	396	425	426	429	427	426	426	427	430	430	433	431	431	429	428	428	429	426	426	425
08/08/2008	CST	428	288	218	218	219	293	426	428	429	427	426	427	427	426	429	429	429	428	428	430	429	428	427	429
08/09/2008	CST	427	424	427	427	427	428	426	426	425	422	420	420	421	419	420	417	417	415	418	418	415	410	412	416
08/10/2008	CST	417	317	420	418	418	412	408	414	410	411	409	411	415	416	417	414	414	411	411	411	413	416	414	418
08/11/2008	CST	420	419	416	411	411	411	413	414	414	411	412	412	414	414	412	411	410	407	409	412	413	410	411	412
08/12/2008	CST	411	269	218	220	218	259	421	428	429	428	427	427	428	427	426	425	424	424	422	422	421	420	410	412
08/13/2008	CST	416	413	381	379	379	392	406	420	426	419	425	429	429	427	426	423	425	425	428	430	428	427	420	417
08/14/2008	CST	428	429	429	426	428	428	429	430	428	428	426	427	428	428	427	426	424	426	428	428	430	427	428	428
08/15/2008	CST	429	429	430	427	427	428	429	430	428	427	429	428	428	429	429	427	426	424	426	428	429	427	430	428
08/16/2008	CST	427	428	428	426	427	428	424	421	428	428	429	429	428	429	429	429	426	427	429	429	429	426	418	406
08/17/2008	CST	429	321	428	426	427	428	430	428	428	426	429	429	430	430	431	426	427	425	427	429	429	427	428	430
08/18/2008	CST	431	430	430	428	427	427	427	429	431	429	426	429	429	429	429	429	426	427	428	429	429	428	427	429
08/19/2008	CST	430	429	429	427	428	429	430	430	429	427	428	429	429	428	429	429	429	429	429	430	430	429	429	429

**Annual Electric Balancing Authority Area and Planning
Area Report**

For the Year Ending December 31, 2008

Part III - Schedule 2. Planning Area Hourly Demand (continued)

Date (a)	Time Zone (b)	0100 (c)	0200 (d)	0300 (e)	0400 (f)	0500 (g)	0600 (h)	0700 (i)	0800 (j)	0900 (k)	1000 (l)	1100 (m)	1200 (n)	1300 (o)	1400 (p)	1500 (q)	1600 (r)	1700 (s)	1800 (t)	1900 (u)	2000 (v)	2100 (w)	2200 (x)	2300 (y)	2400 (z)	
08/20/2008	CST	430	284	219	218	220	278	429	428	429	428	428	428	429	430	430	429	429	429	428	429	430	427	429	429	431
08/21/2008	CST	429	429	429	429	428	428	429	429	429	428	429	428	429	428	428	429	429	428	428	429	429	427	427	428	428
08/22/2008	CST	429	429	428	429	428	429	429	430	429	428	428	428	429	429	428	429	429	427	428	429	429	429	429	429	429
08/23/2008	CST	429	275	216	216	217	280	430	429	430	427	429	428	429	429	429	429	429	428	428	429	429	429	429	429	429
08/24/2008	CST	429	430	429	430	429	429	429	424	428	428	429	428	429	429	429	429	429	429	428	429	429	429	429	429	429
08/25/2008	CST	428	429	429	429	429	428	429	429	428	429	428	428	429	429	428	428	427	427	428	427	429	429	429	429	429
08/26/2008	CST	429	422	403	427	420	427	428	429	429	429	428	429	428	428	428	428	427	427	428	427	428	427	427	429	429
08/27/2008	CST	430	429	430	429	430	429	431	429	430	428	428	429	428	428	428	428	428	429	428	429	429	428	429	429	429
08/28/2008	CST	429	429	430	429	429	429	429	429	429	428	428	428	428	428	428	428	429	427	427	429	429	429	426	430	429
08/29/2008	CST	429	429	429	429	430	429	430	429	429	429	428	428	429	429	428	428	429	429	427	429	429	429	429	429	429
08/30/2008	CST	430	429	429	428	429	427	429	429	429	427	428	427	429	428	428	429	428	427	427	429	429	428	427	429	429
08/31/2008	CST	425	323	420	414	403	414	408	385	424	426	428	429	430	429	428	429	429	428	428	429	429	429	429	406	401
09/01/2008	CST	390	391	404	426	427	427	429	429	428	428	427	429	429	429	429	428	428	429	429	429	429	428	428	428	422
09/02/2008	CST	430	429	429	430	428	428	429	430	429	427	427	427	428	429	430	428	428	429	428	429	429	429	428	428	429
09/03/2008	CST	429	429	430	430	429	429	429	429	429	428	428	428	430	429	429	426	427	427	427	429	429	428	429	429	370
09/04/2008	CST	233	80	0	0	0	0	0	0	0	0	0	0	0	0	0	0	0	0	0	0	0	0	0	0	0
09/05/2008	CST	0	0	0	0	0	0	0	0	0	0	0	0	0	0	0	0	0	0	0	0	0	0	0	0	0
09/06/2008	CST	0	0	0	0	0	0	0	0	0	0	0	0	0	0	0	0	0	0	0	0	0	0	0	0	0
09/07/2008	CST	0	0	0	0	0	0	0	0	0	0	0	0	0	0	0	0	0	0	0	0	0	0	0	0	3
09/08/2008	CST	27	27	56	104	186	202	199	200	200	199	199	201	210	213	212	263	326	351	362	413	429	429	422	385	
09/09/2008	CST	380	380	379	379	380	387	427	429	428	429	429	430	430	430	430	429	429	430	430	430	431	428	430	427	
09/10/2008	CST	426	427	405	424	429	428	428	428	428	428	427	429	427	429	431	430	429	428	430	429	429	426	429	429	
09/11/2008	CST	431	429	428	430	430	430	431	430	429	428	427	428	428	428	428	428	428	427	428	428	429	426	429	429	
09/12/2008	CST	429	428	430	429	428	429	429	429	429	427	429	431	431	429	429	430	429	428	429	429	429	427	430	429	
09/13/2008	CST	429	430	429	429	430	429	429	430	430	428	428	429	429	429	429	431	429	429	428	429	430	429	429	431	431
09/14/2008	CST	430	316	430	431	429	428	427	429	429	429	429	430	430	430	430	429	429	428	429	429	429	430	429	430	430
09/15/2008	CST	429	430	429	429	429	428	428	429	427	428	428	429	429	429	429	429	429	429	429	430	429	430	428	429	429
09/16/2008	CST	429	428	428	427	428	428	428	429	428	427	428	427	429	427	428	429	429	428	428	429	429	428	428	428	429
09/17/2008	CST	430	430	430	429	429	429	429	428	429	428	428	428	429	428	428	429	429	428	428	427	429	429	429	429	429
09/18/2008	CST	430	429	429	429	429	429	429	428	429	428	428	428	429	428	428	428	429	428	428	427	429	429	429	429	429
09/19/2008	CST	430	429	429	429	423	410	430	430	427	428	428	429	429	428	429	431	429	428	428	429	429	428	428	429	430
09/20/2008	CST	424	423	429	422	430	427	430	430	428	429	428	429	429	428	429	427	428	427	427	428	429	427	427	429	429
09/21/2008	CST	430	429	430	430	429	429	429	430	428	429	428	428	431	429	428	429	429	429	427	428	429	429	427	429	429
09/22/2008	CST	429	315	429	431	431	430	431	429	430	429	428	429	429	429	428	379	382	382	429	429	429	428	428	427	430

**Annual Electric Balancing Authority Area and Planning
 Area Report**

Utility Code: 17858
 Utility Name: Square Butte Electric Coop

For the Year Ending December 31, 2008

Part III - Schedule 2. Planning Area Hourly Demand (continued)

Date	Time Zone	0100	0200	0300	0400	0500	0600	0700	0800	0900	1000	1100	1200	1300	1400	1500	1600	1700	1800	1900	2000	2100	2200	2300	2400	
(a)	(b)	(c)	(d)	(e)	(f)	(g)	(h)	(i)	(j)	(k)	(l)	(m)	(n)	(o)	(p)	(q)	(r)	(s)	(t)	(u)	(v)	(w)	(x)	(y)	(z)	
09/23/2008	CST	428	430	428	429	429	429	429	430	428	429	430	430	429	429	429	429	429	429	428	430	429	429	429	430	429
09/24/2008	CST	430	428	427	429	429	428	429	430	429	429	428	428	428	428	429	430	430	430	429	429	429	428	428	429	429
09/25/2008	CST	429	429	429	429	429	428	429	429	428	429	429	430	430	429	429	429	429	429	429	429	429	428	428	429	422
09/26/2008	CST	394	399	423	429	429	428	428	428	427	426	428	429	428	427	429	429	429	428	428	429	429	429	429	429	429
09/27/2008	CST	429	429	427	427	429	429	429	429	429	429	428	428	429	428	429	429	429	429	427	429	429	429	429	429	429
09/28/2008	CST	428	315	429	429	426	430	429	430	429	428	429	428	430	429	429	429	429	429	429	429	430	429	429	429	428
09/29/2008	CST	429	429	428	429	429	429	429	428	428	428	428	429	429	428	427	429	429	429	429	429	430	429	429	429	428
09/30/2008	CST	429	429	430	429	429	430	428	429	429	428	426	428	428	428	429	429	428	428	427	429	427	429	429	430	430
10/01/2008	CST	429	430	429	430	429	428	430	428	429	428	428	429	429	429	429	429	428	428	427	429	428	429	428	429	429
10/02/2008	CST	430	431	430	429	426	430	429	430	409	380	421	427	429	428	429	428	428	427	427	428	429	429	429	429	430
10/03/2008	CST	426	420	417	395	417	423	427	430	429	431	429	429	429	429	431	431	430	429	427	428	429	429	429	429	429
10/04/2008	CST	428	429	429	429	429	427	429	429	429	429	429	428	428	428	429	429	429	429	429	429	428	429	429	429	418
10/05/2008	CST	430	320	432	418	388	414	426	430	430	429	430	429	430	429	429	429	429	428	429	429	429	429	429	422	402
10/06/2008	CST	430	429	429	430	429	429	430	429	429	427	427	429	429	428	429	429	429	428	429	429	429	429	429	428	417
10/07/2008	CST	418	420	395	384	382	406	429	427	428	427	427	428	428	429	427	427	427	428	428	428	429	429	429	429	425
10/08/2008	CST	428	427	423	423	427	429	429	428	428	428	427	428	428	429	429	429	429	429	429	429	428	429	429	427	426
10/09/2008	CST	429	428	427	429	427	428	427	429	428	427	427	429	429	429	429	429	429	429	429	429	428	429	429	428	429
10/10/2008	CST	428	427	428	428	428	428	428	428	428	428	429	427	428	428	429	429	429	429	429	429	429	429	429	429	428
10/11/2008	CST	430	429	428	428	429	429	430	429	429	428	428	429	428	429	429	429	429	428	429	429	429	429	429	429	429
10/12/2008	CST	428	337	398	402	415	425	430	429	430	429	429	429	428	429	427	427	428	429	428	428	429	429	429	429	429
10/13/2008	CST	429	428	429	424	413	430	428	430	427	428	426	427	428	428	429	429	429	429	429	429	428	429	428	428	428
10/14/2008	CST	428	428	429	429	429	428	429	428	428	429	428	428	428	429	429	429	429	428	428	428	428	429	429	429	429
10/15/2008	CST	427	427	429	428	428	429	429	429	428	427	427	428	428	429	429	429	429	429	429	429	429	429	429	429	427
10/16/2008	CST	428	427	428	427	428	427	428	428	427	427	427	428	429	429	430	430	429	429	429	429	429	428	428	428	428
10/17/2008	CST	428	428	429	429	428	428	428	427	427	428	430	431	431	432	432	432	429	429	430	429	430	429	429	429	430
10/18/2008	CST	428	428	429	428	428	428	428	429	428	428	429	429	429	428	429	432	429	429	430	429	431	429	429	429	429
10/19/2008	CST	429	324	432	430	429	429	429	429	429	429	428	429	430	428	429	429	429	431	430	430	431	431	430	429	430
10/20/2008	CST	428	429	428	428	429	427	429	428	428	428	427	428	429	429	429	429	430	429	428	430	430	429	429	428	428
10/21/2008	CST	429	429	429	429	429	428	429	429	429	428	427	428	430	429	430	429	429	429	429	429	429	429	429	429	429
10/22/2008	CST	432	432	432	431	431	431	432	431	430	430	429	428	428	428	427	428	430	431	429	428	430	432	429	430	431
10/23/2008	CST	430	430	429	429	430	429	429	429	429	428	430	429	430	431	431	431	431	431	431	430	429	429	429	429	429
10/24/2008	CST	431	430	431	431	431	430	432	429	431	429	429	429	430	429	431	431	429	430	429	430	431	431	430	429	430
10/25/2008	CST	429	429	430	430	429	429	430	429	429	429	430	430	429	429	431	431	430	429	430	429	430	429	429	429	411
10/26/2008	CST	411	313	405	402	398	432	428	429	428	429	428	430	429	430	431	431	430	429	430	430	429	429	429	430	429

**Annual Electric Balancing Authority Area and Planning
Area Report**

Utility Code: 17858
Utility Name: Square Butte Electric Coop

For the Year Ending December 31, 2008

Part III - Schedule 2. Planning Area Hourly Demand (continued)

Date	Time Zone	0100	0200	0300	0400	0500	0600	0700	0800	0900	1000	1100	1200	1300	1400	1500	1600	1700	1800	1900	2000	2100	2200	2300	2400
(a)	(b)	(c)	(d)	(e)	(f)	(g)	(h)	(i)	(j)	(k)	(l)	(m)	(n)	(o)	(p)	(q)	(r)	(s)	(t)	(u)	(v)	(w)	(x)	(y)	(z)
10/27/2008	CST	426	421	430	428	428	418	431	427	429	429	431	429	428	429	430	430	429	431	430	430	429	429	429	430
10/28/2008	CST	429	429	430	429	429	429	430	429	429	429	430	430	430	431	430	430	430	430	430	430	430	431	429	430
10/29/2008	CST	429	429	429	429	429	428	429	428	429	429	430	430	431	429	430	430	430	430	429	430	429	429	430	429
10/30/2008	CST	411	417	414	405	430	428	428	429	429	430	430	429	432	430	432	431	428	431	431	429	430	429	430	418
10/31/2008	CST	421	431	427	416	420	426	429	428	427	429	429	430	431	430	431	430	430	430	429	430	429	428	430	430
11/01/2008	CST	430	429	430	429	428	429	429	429	429	429	430	430	431	430	430	431	430	430	429	430	430	431	431	430
11/02/2008	CST	327	433	428	429	430	430	429	429	430	430	431	432	431	431	431	431	432	429	431	431	431	430	431	430
11/03/2008	CST	430	430	431	430	417	421	430	429	429	429	429	428	426	425	430	429	429	429	429	430	429	429	428	424
11/04/2008	CST	426	429	429	428	430	430	430	430	430	431	432	431	430	431	431	430	429	429	430	430	428	429	431	431
11/05/2008	CST	431	423	418	414	424	429	432	429	429	428	429	430	430	429	428	428	428	429	429	429	429	428	429	429
11/06/2008	CST	429	429	429	430	429	429	430	431	427	427	428	429	429	429	429	429	429	429	429	429	429	430	429	429
11/07/2008	CST	430	429	430	430	430	430	430	429	430	429	429	429	431	429	430	429	430	429	429	430	430	429	429	430
11/08/2008	CST	430	430	429	429	430	430	430	430	429	429	429	428	429	429	430	426	430	429	429	430	429	428	429	429
11/09/2008	CST	426	325	437	429	428	427	427	429	428	431	432	432	430	429	429	429	428	428	427	427	426	428	427	431
11/10/2008	CST	431	430	429	427	427	425	426	400	423	431	431	430	430	430	426	429	430	429	429	430	430	429	431	430
11/11/2008	CST	431	430	432	429	429	429	429	429	430	429	430	429	429	429	429	430	430	430	429	430	430	429	430	430
11/12/2008	CST	430	429	430	429	430	430	430	429	429	429	430	430	431	430	430	426	430	429	429	430	429	429	429	429
11/13/2008	CST	430	428	389	381	410	423	429	428	430	430	430	430	431	429	430	429	429	429	429	429	429	429	429	429
11/14/2008	CST	429	428	402	382	396	430	428	427	429	428	429	429	429	428	429	429	429	428	429	429	428	428	428	428
11/15/2008	CST	430	427	429	422	412	408	429	429	429	428	429	429	429	430	429	430	429	429	429	429	430	429	429	430
11/16/2008	CST	430	335	432	429	429	430	431	431	430	431	430	414	425	421	427	429	428	431	430	430	429	428	428	429
11/17/2008	CST	430	424	420	429	429	428	428	429	430	428	428	430	430	431	430	431	429	429	429	430	430	429	430	429
11/18/2008	CST	430	430	430	430	430	429	430	429	430	428	428	429	429	431	433	430	429	429	429	431	430	429	430	429
11/19/2008	CST	428	429	426	422	387	417	429	425	429	430	432	430	430	430	431	432	429	430	429	431	430	430	429	429
11/20/2008	CST	427	429	430	430	429	429	437	440	427	424	427	425	427	429	430	429	430	428	430	428	428	429	418	425
11/21/2008	CST	429	428	431	428	430	431	428	429	429	428	428	423	426	426	427	427	429	428	430	428	429	428	429	429
11/22/2008	CST	427	429	430	430	431	430	430	430	429	429	429	429	429	430	429	429	429	429	431	433	430	431	430	430
11/23/2008	CST	429	331	432	432	432	430	429	430	429	430	431	429	429	429	429	429	429	429	429	429	429	430	430	430
11/24/2008	CST	428	417	417	400	412	429	430	433	436	427	434	429	429	429	429	430	429	428	428	428	430	429	429	429
11/25/2008	CST	431	428	429	430	430	430	430	430	429	433	429	429	429	430	428	429	429	428	430	431	428	429	429	429
11/26/2008	CST	429	430	429	429	429	427	430	430	430	429	429	430	431	432	430	429	429	429	428	430	429	429	430	429
11/27/2008	CST	421	397	424	389	400	422	406	418	426	428	430	430	414	382	399	432	428	429	428	429	430	430	429	431
11/28/2008	CST	414	408	430	417	417	428	428	430	430	430	432	432	430	430	431	432	429	429	429	429	430	429	429	415
11/29/2008	CST	429	429	417	430	416	430	429	429	428	429	430	429	429	429	430	432	429	429	429	430	430	429	429	430

**Annual Electric Balancing Authority Area and Planning
Area Report**

Utility Code: 17858
Utility Name: Square Butte Electric Coop

For the Year Ending December 31, 2008

Part III - Schedule 2. Planning Area Hourly Demand (continued)

Date	Time Zone	0100	0200	0300	0400	0500	0600	0700	0800	0900	1000	1100	1200	1300	1400	1500	1600	1700	1800	1900	2000	2100	2200	2300	2400	
(a)	(b)	(c)	(d)	(e)	(f)	(g)	(h)	(i)	(j)	(k)	(l)	(m)	(n)	(o)	(p)	(q)	(r)	(s)	(t)	(u)	(v)	(w)	(x)	(y)	(z)	
11/30/2008	CST	429	318	401	408	431	426	429	430	429	430	429	429	429	429	430	431	428	428	429	430	429	430	416	411	
12/01/2008	CST	426	389	409	427	429	429	429	429	429	428	429	428	429	431	429	430	430	430	427	429	430	431	430	429	
12/02/2008	CST	429	426	428	427	427	426	431	430	431	429	430	429	429	429	430	428	430	428	429	429	430	429	429	426	
12/03/2008	CST	426	424	419	421	424	429	428	429	428	429	429	430	430	429	431	429	429	428	428	430	429	428	429	429	
12/04/2008	CST	429	429	429	429	428	430	430	429	428	429	429	430	429	430	430	429	428	429	429	429	430	428	429	429	
12/05/2008	CST	430	429	431	429	428	429	431	429	429	428	429	429	429	429	429	429	429	429	429	429	430	429	427	429	
12/06/2008	CST	429	428	429	429	428	428	429	429	429	429	430	429	427	429	429	429	429	428	428	431	431	430	430	430	
12/07/2008	CST	256	80	0	0	0	0	0	0	0	0	0	0	0	0	0	0	0	0	0	0	0	0	0	0	
12/08/2008	CST	0	0	0	0	0	0	0	0	0	0	0	0	0	0	0	0	0	0	0	0	0	0	0	0	
12/09/2008	CST	0	0	0	0	0	0	0	0	0	0	0	0	0	0	0	0	0	0	0	0	0	0	0	0	
12/10/2008	CST	0	0	0	0	0	0	0	0	0	0	0	0	0	0	0	0	0	0	0	0	0	0	0	0	
12/11/2008	CST	0	0	10	23	39	84	165	244	249	269	288	288	290	320	322	325	325	327	325	326	330	362	400	433	
12/12/2008	CST	427	430	432	429	428	431	434	432	432	431	433	438	430	431	431	431	430	429	429	429	431	429	431	429	
12/13/2008	CST	429	429	429	429	429	428	429	429	430	429	430	429	429	429	429	429	429	428	427	428	429	428	428	429	
12/14/2008	CST	429	429	429	429	429	428	430	429	429	428	428	428	429	429	429	429	429	435	430	430	429	428	428	429	
12/15/2008	CST	429	427	429	429	429	428	429	429	429	428	429	438	438	438	438	429	429	429	429	429	428	429	429	428	
12/16/2008	CST	429	429	430	431	429	428	430	429	429	429	429	429	430	430	430	429	429	430	430	429	429	429	430	429	
12/17/2008	CST	430	430	430	430	430	430	431	430	429	429	430	428	431	430	430	430	431	429	429	431	429	427	431	429	
12/18/2008	CST	431	432	431	432	430	429	430	431	428	431	432	430	429	430	432	425	426	426	426	426	425	426	427	429	430
12/19/2008	CST	432	430	432	431	431	430	430	426	428	432	435	430	431	432	429	429	433	432	432	431	431	432	432	433	433
12/20/2008	CST	431	431	430	429	429	427	431	429	430	428	429	429	428	429	429	431	429	431	431	429	431	429	429	431	429
12/21/2008	CST	430	317	432	432	431	430	431	430	429	429	431	430	430	429	429	431	431	429	431	433	433	432	433	433	
12/22/2008	CST	428	428	430	430	429	429	429	430	429	429	431	430	430	429	429	431	430	429	429	433	429	430	429	429	
12/23/2008	CST	430	430	429	431	430	429	429	429	431	427	430	431	431	430	430	430	429	429	429	429	429	433	428	431	
12/24/2008	CST	423	427	431	432	431	429	427	428	430	429	430	430	429	429	427	428	428	428	428	428	426	426	428	428	
12/25/2008	CST	430	431	431	431	431	432	430	430	432	431	431	431	431	430	430	432	431	431	431	432	431	432	431	431	
12/26/2008	CST	430	431	430	432	430	432	431	432	431	431	431	429	430	431	432	432	432	432	431	432	432	432	430	432	
12/27/2008	CST	422	431	433	426	430	431	434	430	432	430	431	431	429	429	430	431	430	431	431	431	431	432	432	425	
12/28/2008	CST	430	337	436	432	430	431	433	434	432	432	432	431	432	432	431	432	432	432	432	430	431	432	432	432	
12/29/2008	CST	431	429	430	431	432	432	430	429	428	428	430	428	429	429	430	431	432	431	431	431	431	431	430	431	
12/30/2008	CST	431	433	432	432	429	431	432	430	428	429	429	429	428	430	428	429	429	428	428	427	428	431	435	431	
12/31/2008	CST	426	427	428	428	427	430	427	428	428	427	421	429	429	429	430	431	429	429	430	432	431	432	427	427	

**Annual Electric Balancing Authority Area and Planning
 Area Report
 For the Year Ending December 31, 2008**

Utility Code: 17858
 Utility Name: Square Butte Electric Coop

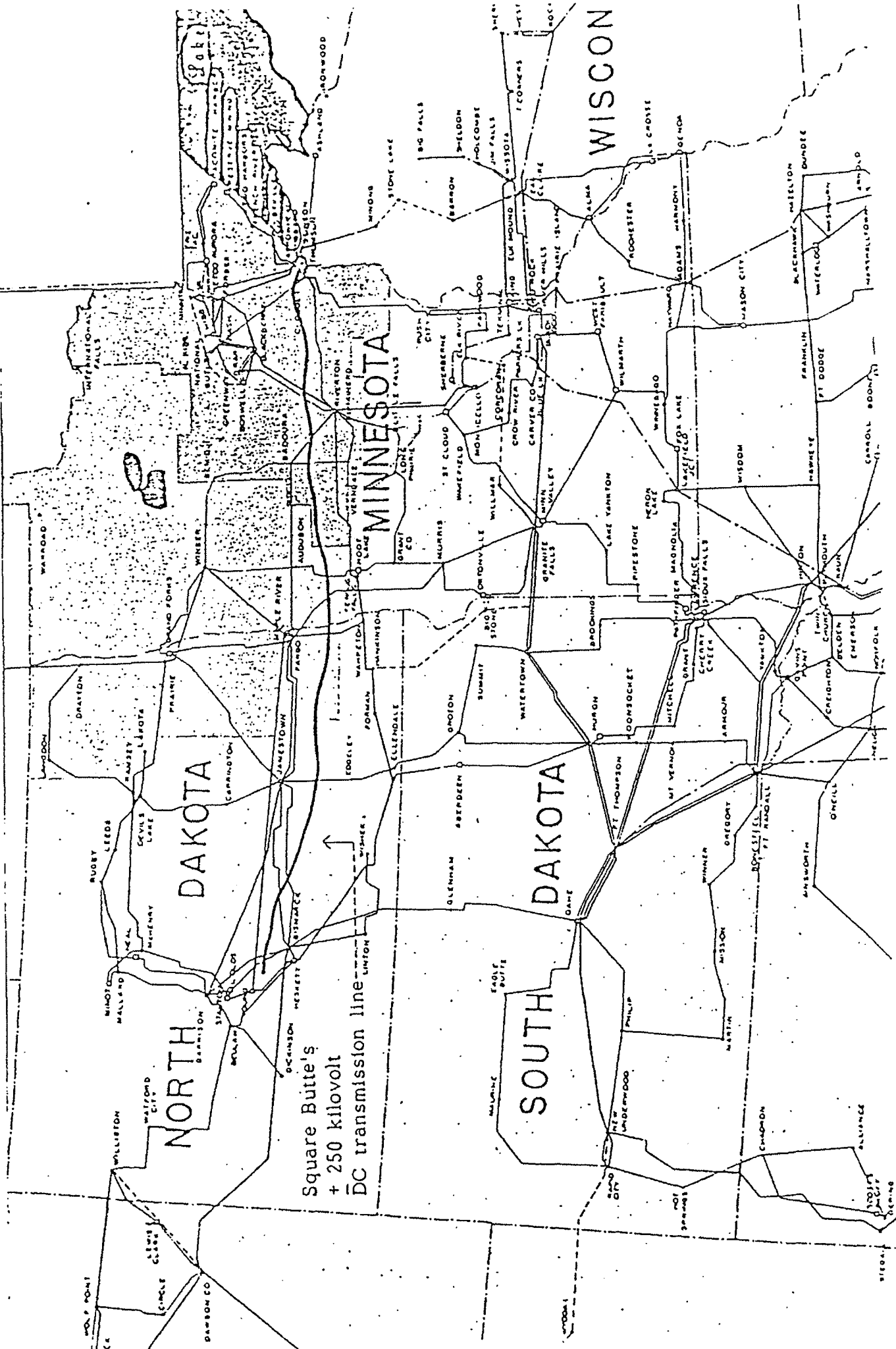
Part III - Schedule 2. Forecast Summer and Winter Peak Demand and Annual Net Energy for Load

Provide the planning area's forecast summer and winter peak demand, in megawatts, and annual net energy for load, in megawatt-hours, for the next ten years.

Line No (a)	Year (b)	Summer Forecast (MW) (c)	Winter Forecast (MW) (d)	Forecast of Annual Net Energy for Load (MWh) (e)
1	2009	420	430	3,200,000
2	2010	420	430	3,000,000
3	2011	420	430	3,200,000
4	2012	420	430	3,200,000
5	2013	420	430	3,000,000
6	2014	420	430	3,200,000
7	2015	420	430	3,200,000
8	2016	420	430	3,000,000
9	2017	420	430	3,200,000
10	2018	420	430	3,200,000

EXHIBIT III

Square Butte Electric Cooperative Transmission Map



Square Butte's
+ 250 kilovolt
DC transmission line

NORTH DAKOTA

SOUTH DAKOTA

MINNESOTA

WISCONSIN

WOLF POINT

PARSONS CO

WILLISTON

WALFORD CITY

CIRCLE CLIFF

WALLACE

WHEAT

WHEAT

WHEAT

WHEAT

WHEAT

WHEAT

WHEAT

WHEAT

WHEAT

WHEAT

WHEAT

WALLACE

WHEAT

WHEAT

WHEAT

WHEAT

WHEAT

WHEAT

WHEAT

WHEAT

WHEAT

WHEAT

WHEAT

WHEAT

WHEAT

WHEAT

WHEAT

WHEAT

WHEAT

WHEAT

WHEAT

WHEAT

WHEAT

WHEAT

WHEAT

WHEAT

WHEAT

WHEAT

WHEAT

WHEAT

WHEAT

WHEAT

WHEAT

WHEAT

WHEAT

WHEAT

WHEAT

WHEAT

WHEAT

WHEAT

WHEAT

WHEAT

WHEAT

WHEAT

WHEAT

WHEAT

WHEAT

WHEAT

WHEAT

WHEAT

WHEAT

WHEAT

WHEAT

WHEAT

WHEAT

WHEAT

WHEAT

WHEAT

WHEAT

WHEAT

WHEAT

WHEAT

WHEAT

WHEAT

WHEAT

WHEAT

WHEAT

WHEAT

WHEAT

WHEAT

WHEAT

WHEAT

WHEAT

WHEAT

WHEAT

WHEAT

WHEAT

WHEAT

WHEAT

WHEAT

WHEAT

WHEAT

WHEAT

WHEAT

WHEAT

WHEAT

WHEAT

WHEAT

WHEAT

WHEAT

WHEAT

WHEAT

WHEAT

WHEAT

WHEAT

WHEAT

WHEAT

WHEAT

WHEAT

WHEAT

WHEAT

WHEAT

WHEAT

WHEAT

WHEAT

WHEAT

WHEAT

WHEAT

WHEAT

WHEAT

WHEAT

WHEAT

WHEAT

WHEAT

WHEAT

WHEAT

WHEAT

WHEAT

WHEAT

WHEAT

WHEAT

WHEAT

WHEAT

WHEAT

WHEAT

WHEAT

WHEAT

WHEAT

WHEAT

WHEAT

WHEAT

WHEAT

WHEAT

WHEAT

WHEAT

WHEAT

WHEAT

WHEAT

WHEAT

WHEAT

WHEAT

WHEAT

WHEAT

WHEAT

WHEAT

WHEAT

WHEAT

WHEAT

WHEAT

WHEAT

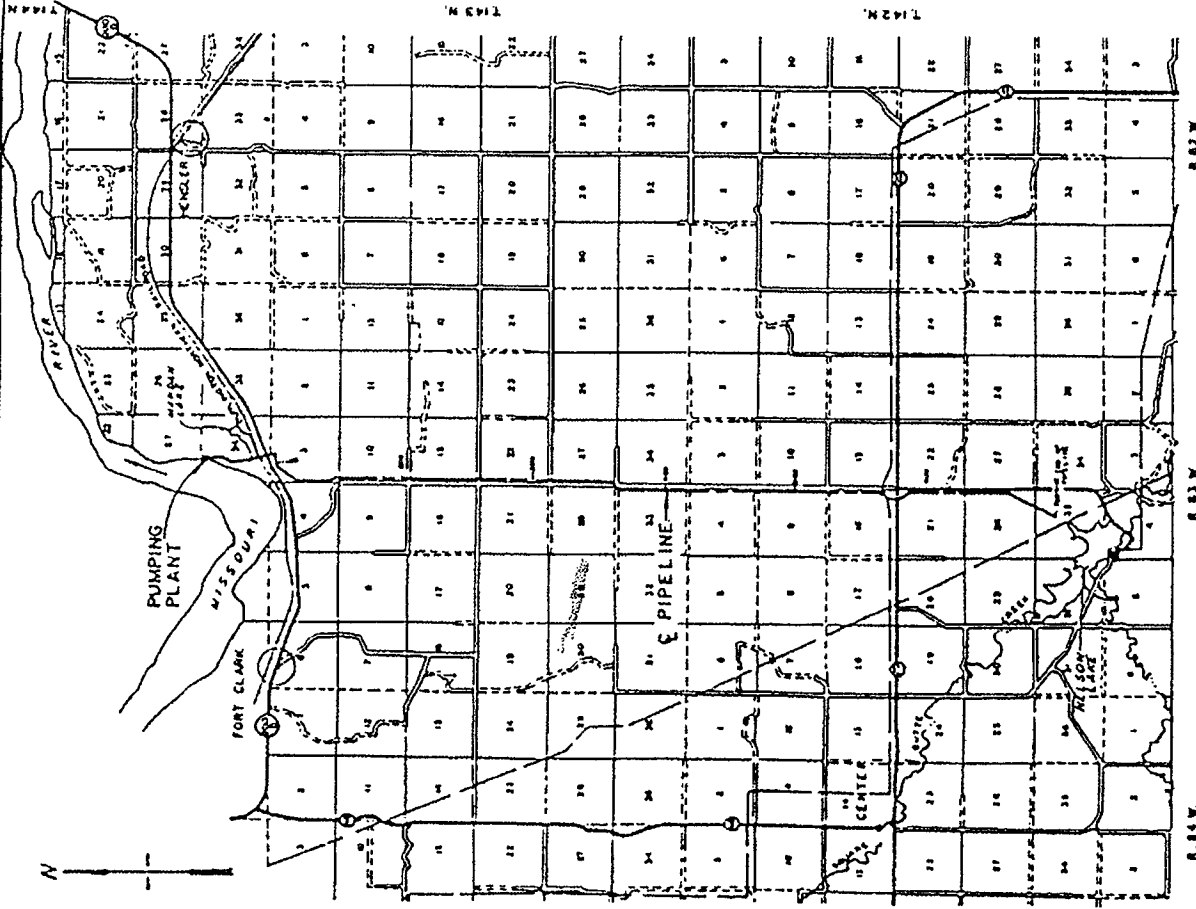
WHEAT

WHEAT

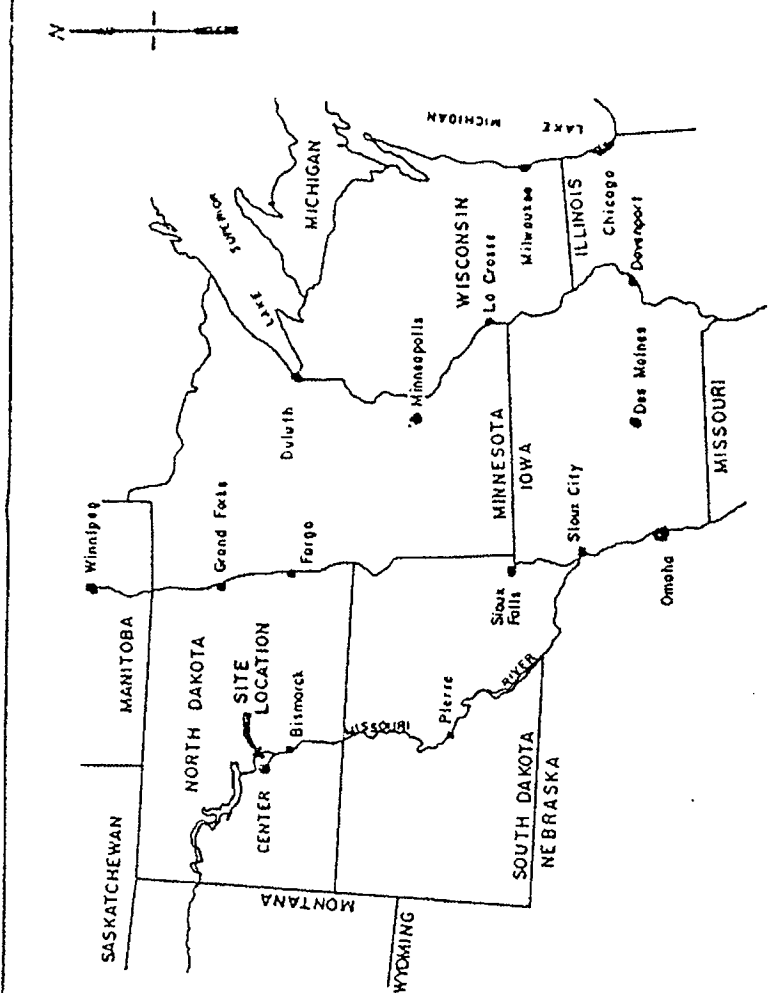
WHEAT

EXHIBIT IV

Square Butte Electric Cooperative
Water Pipeline Map



SITE LOCATION
 (OLIVER COUNTY)
 SCALE IN MILES



LOCATION MAP
 SCALE IN MILES

STATE AND DISTRICT NORTH DAKOTA		STATE ILLINOIS	
COMPANY SOUTHWEST ELECTRIC COOPERATIVE Grand Forks, North Dakota MILLION R TO-AM STATION		PROJECT NELSON LAKE MAKEUP SYST. LOCATION B SITE MAP	
PROJECT NO. 0971-005-032		DATE 1971	
DRAWN BY J. B. BARNETT		CHECKED BY J. B. BARNETT	
DATE 11/15/70		DATE 11/15/70	
SCALE 1" = 1 MILE		SCALE 1" = 1 MILE	
SHEET NO. 1		SHEET NO. 1	