

Exam Date:02/22/2010

Plaza-Makoti Equity Elevator

Page: 1

Examiner: 1

Box 68

Plaza , ND

County:

Phone: 701-497-3707

CCC Number:

Location/Container Numbers/Comments	Section	Capacity
PART A - ADDITIONAL SPACE TO BE INCLUDED UNDER LICENSE		
013 T	D	107
307 T	E	662
309 T	E	538
205	A	106,602
206	A	106,602
207	A	106,602
208	A	106,602
201-P	B	3,933
202-P	B	3,933
203-P	B	3,933
204-P	B	3,933
605	E	3,933
606	E	3,933
601	E	4,065
602	E	4,065
603	E	3,933
604	E	3,933
Total:		467,309

PART B - SPACE TO BE DELETED UNDER LICENSE

302	A	79,516
001	C	1,072
002 T	C	2,129
002B	C	869
003	C	459
004	C	3,042
005	C	1,179
007	C	3,042
008	C	1,416
009	C	3,042
010	C	3,042
012 T	C	2,129
012B	C	869
101 T	C	4,694
101B	C	867
102 T	C	4,538
102B	C	846
103 T	C	4,694
103B	C	867
104 T	C	4,538
104B	C	846
201	C	19,211

Location/Container Numbers/Comments	Section	Capacity
	Total:	142,907
PART C - ALL SPACE TO BE INCLUDED UNDER LICENSE		
	A	829,000
	B	100,000
	D	146,000
	E	412,000
	Total:	1,487,000
PART D - TOTAL CAPACITY BY FUNCTIONAL UNIT		
Makoti 627	D E	558,000
Plaza 626	A B	929,000
	Total:	1,487,000

Exam Date: 02/22/2010 Plaza-Makoti Equity Elevator Page: 1
 Examiner: 1 Box 68
Plaza , ND
County:

Status	Section	Bin Number	Bin Type	Base Point	Diameter or Bu/Ft (Ireg).	Length	Width	Side wall	Add for Hopper	Ded. for Obst.	Effective Depth	Add for Peak	Depth for Capac.	Bushels per Foot	Base Pack%	Bushel Capacity with Pack
--------	---------	------------	----------	------------	---------------------------	--------	-------	-----------	----------------	----------------	-----------------	--------------	------------------	------------------	------------	---------------------------

Facility: Makoti

D	001		Square	floor over bin	0.000	7.600	6.200	34.00	0.00	0.00	34.000	0.000	34.0	37.9		3.00	1,328
D	002		Square	floor over bin	0.000	7.400	3.700	12.00	0.00	0.00	12.000	0.000	12.0	22.0		2.00	269
D	003		Square	floor over bin	0.000	7.400	3.700	34.00	0.00	0.00	34.000	0.000	34.0	22.0		2.00	763
D	004		Square	floor over bin	0.000	7.400	10.10	45.00	0.00	0.00	45.000	0.000	45.0	60.1		4.80	2,835
D	005		Square	floor over bin	0.000	7.600	10.10	46.00	0.00	0.00	46.000	0.000	46.0	61.7		4.80	2,974
D	006		Square	floor over bin	0.000	7.600	10.10	46.00	0.00	0.00	46.000	0.000	46.0	61.7		4.80	2,974
D	007		Square	floor over bin	0.000	7.600	6.200	34.00	0.00	0.00	34.000	0.000	34.0	37.9		3.00	1,328
D	009		Square	floor over bin	0.000	7.300	10.10	45.00	0.00	0.00	45.000	0.000	45.0	59.3		4.80	2,797
D	010		Square	floor over bin	0.000	7.300	6.200	34.00	0.00	0.00	34.000	0.000	34.0	36.4		3.00	1,275
Added	D	013 T	Irregular	floor over bin	11.700	3.815	3.815	9.000	0.00	0.00	9.000	0.000	9.0	11.7		2.00	107
D	013B		Square	floor over bin T9'	0.000	7.300	6.500	25.00	0.00	0.00	25.000	0.000	25.0	38.1		3.00	982
D	014		Square	floor over bin	0.000	7.300	10.10	45.00	0.00	0.00	45.000	0.000	45.0	59.3		4.80	2,797
D	016		Square	floor over bin	0.000	7.600	10.10	46.00	0.00	0.00	46.000	0.000	46.0	61.7		4.80	2,974
D	017		Square	floor over bin	0.000	7.600	6.500	34.00	0.00	0.00	34.000	0.000	34.0	39.7		3.00	1,391
D	018		Square	floor over bin	0.000	7.600	10.10	46.00	0.00	0.00	46.000	0.000	46.0	61.7		4.80	2,974
D	019		Square	floor over bin	0.000	7.600	6.500	34.00	0.00	0.00	34.000	0.000	34.0	39.7		3.00	1,391
D	020		Square	floor over bin	0.000	7.400	10.10	45.00	0.00	0.00	45.000	0.000	45.0	60.1		4.80	2,835
D	021		Square	floor over bin	0.000	3.900	3.500	35.00	0.00	0.00	35.000	0.000	35.0	11.0		2.00	393
D	022		Peaked	eave	29.900	0.000	0.000	47.70	0.00	0.00	47.700	1.800	49.5	564.4		9.00	30,452
D	023		Peaked	eave	29.900	0.000	0.000	47.70	0.00	0.00	47.700	1.800	49.5	564.4		9.00	30,452
D	024		Peaked	eave	27.000	0.000	0.000	43.00	0.00	0.00	43.000	1.600	44.6	460.3		8.50	22,274

Exam Date: 02/22/2010 Plaza-Makoti Equity Elevator Page: 2
 Examiner: 1 Box 68

Plaza , ND
 County:

Status	Section	Bin Number	Bin Type	Base Point	Diameter or Bu/Ft (Irreg).	Length	Width	Side wall	Add for Hopper	Dec. for Obst.	Effective Depth	Add for Peak	Depth for Capac.	Bushels per Foot	Base Pack%	Bushel Capacity with Pack
--------	---------	------------	----------	------------	----------------------------	--------	-------	-----------	----------------	----------------	-----------------	--------------	------------------	------------------	------------	---------------------------

Facility: Makoti

D	025		Peaked	eave		27.000	0.000	0.000	43.00	0.00	0.00	43.000	1.600	44.6	460.3	8.50	22,274
D	026		Peaked	eave		18.000	0.000	0.000	36.40	0.00	0.00	36.400	1.100	37.5	204.6	6.00	8,133

Bin count: 23 Facility: Makoti Section: D Total: **145,972**

To Even: **146,000**

Section: E

E	002		Square	floor over bin		0.000	7.900	3.500	42.00	0.00	0.00	42.000	0.000	42.0	22.2	2.00	951
E	004		Square	floor over bin		0.000	7.400	10.30	55.00	0.00	0.00	55.000	0.000	55.0	61.3	4.80	3,534
E	005 T		Square	floor over bin		0.000	7.700	4.600	18.00	0.00	0.00	18.000	0.000	18.0	28.5	2.50	526
E	005 B		Square	floor over bin T18'		0.000	7.700	10.30	37.00	0.00	0.00	37.000	0.000	37.0	63.8	5.00	2,479
E	005A		Square	floor over bin, fills with		0.000	7.700	5.300	18.00	0.00	0.00	18.000	0.000	18.0	32.8	2.50	605
E	008		Square	floor over bin		0.000	7.200	6.500	44.00	0.00	0.00	44.000	0.000	44.0	37.6	3.00	1,704
E	009 T		Square	floor over bin		0.000	7.700	4.600	18.00	0.00	0.00	18.000	0.000	18.0	28.5	2.50	526
E	009 B		Square	floor over bin T18'		0.000	7.700	10.30	37.00	0.00	0.00	37.000	0.000	37.0	63.8	5.00	2,479
E	009A		Square	floor over bin, fills & empties		0.000	7.700	5.300	18.00	0.00	0.00	18.000	0.000	18.0	32.8	2.50	605
E	010		Square	floor over bin		0.000	7.400	10.30	55.00	0.00	0.00	55.000	0.000	55.0	61.3	4.80	3,534
E	011		Square	floor over bin		0.000	7.700	6.500	44.00	0.00	0.00	44.000	0.000	44.0	40.2	3.00	1,822
E	012		Square	floor over bin		0.000	7.400	6.500	42.00	0.00	0.00	42.000	0.000	42.0	38.7	3.00	1,674
E	013		Square	floor over bin		0.000	7.400	6.500	42.00	0.00	0.00	42.000	0.000	42.0	38.7	3.00	1,674
E	014		Square	floor over bin		0.000	7.400	10.20	55.00	0.00	0.00	55.000	0.000	55.0	60.7	4.80	3,499

Exam Date: 02/22/2010 Plaza-Makoti Equity Elevator Page: 3
 Examiner: 1 Box 68

Plaza, ND
County:

Status	Section	Bin Number	Bin Type	Base Point	Diameter or Bu/Ft (Irreg):	Length	Width	Side wall	Add for Hopper	Dec. for Obst.	Effective Depth	Add for Peak	Depth for Capac.	Bushels per Foot	Base Pack%	Bushel Capacity with Pack
--------	---------	------------	----------	------------	----------------------------	--------	-------	-----------	----------------	----------------	-----------------	--------------	------------------	------------------	------------	---------------------------

Facility: Makoti

E	015		Square	floor over bin	0.000	7.700	6.500	44.00	0.00	0.00	44.000	0.000	44.0	40.2		3.00	1,822
E	016 T		Square	floor over bin	0.000	7.700	4.600	18.00	0.00	0.00	18.000	0.000	18.0	28.5		2.50	526
E	016 B		Square	floor over bin T18'	0.000	7.700	10.20	37.00	0.00	0.00	37.000	0.000	37.0	63.1		5.00	2,452
E	016A		Square	floor over bin; fills & empties	0.000	7.700	5.300	18.00	0.00	0.00	18.000	0.000	18.0	32.8		2.50	605
E	018 T		Square	floor over bin	0.000	7.700	4.600	18.00	0.00	0.00	18.000	0.000	18.0	28.5		2.50	526
E	018 B		Square	floor over bin T18'	0.000	7.700	10.20	37.00	0.00	0.00	37.000	0.000	37.0	63.1		5.00	2,452
E	018A		Square	floor over bin;fills & empties	0.000	7.700	5.300	18.00	0.00	0.00	18.000	0.000	18.0	32.8		2.50	605
E	019		Square	floor over bin	0.000	7.200	6.500	44.00	0.00	0.00	44.000	0.000	44.0	37.6		3.00	1,704
E	020		Square	floor over bin	0.000	7.400	10.20	55.00	0.00	0.00	55.000	0.000	55.0	60.7		4.80	3,499
E	021		Square	floor over bin	0.000	6.000	3.500	11.00	0.00	0.00	11.000	0.000	11.0	16.9		2.00	190
E	022 T		Square	floor over bin	0.000	1.900	3.500	11.00	0.00	0.00	11.000	0.000	11.0	5.3		2.00	59
E	022B		Square	floor over bin T11'	0.000	7.900	3.500	31.00	0.00	0.00	31.000	0.000	31.0	22.2		2.00	702
E	101		Square	floor over bin	0.000	8.500	4.000	29.00	0.00	0.00	29.000	0.000	29.0	27.3		2.50	812
E	104		Square	floor over bin	0.000	8.500	9.200	41.00	0.00	0.00	41.000	0.000	41.0	62.9		5.00	2,708
E	105		Square	floor over bin	0.000	8.800	9.200	41.00	0.00	0.00	41.000	0.000	41.0	65.1		5.00	2,802
E	106		Square	floor over bin	0.000	8.400	9.200	43.00	0.00	0.00	43.000	0.000	43.0	62.1		5.00	2,804
E	107		Square	floor over bin	0.000	8.800	6.500	29.00	0.00	0.00	29.000	0.000	29.0	46.0		4.00	1,387
E	108		Square	floor over bin	0.000	8.400	6.500	28.00	0.00	0.00	28.000	0.000	28.0	43.9		3.50	1,272
E	110		Square	floor over bin	0.000	8.400	6.500	28.00	0.00	0.00	28.000	0.000	28.0	43.9		3.50	1,272
E	111		Square	floor over bin	0.000	8.400	9.200	43.00	0.00	0.00	43.000	0.000	43.0	62.1		5.00	2,804
E	112		Square	floor over bin	0.000	8.800	9.200	41.00	0.00	0.00	41.000	0.000	41.0	65.1		5.00	2,802

Exam Date: 02/22/2010 Plaza-Makoti Equity Elevator Page: 4
 Examiner: 1 Box 68
Plaza, ND
County:

Status	Section	Bin Number	Bin Type	Base Point	Diameter or Bu/Ft (Irreg).	Length	Width	Side wall	Add for Hopper	Ded. for Obst.	Effective Depth	Add for Peak Capac.	Depth for Foot	Bushels per Foot	Base Pack%	Bushel Capacity with Pack
--------	---------	------------	----------	------------	----------------------------	--------	-------	-----------	----------------	----------------	-----------------	---------------------	----------------	------------------	------------	---------------------------

Facility: Makoti

E	114		Square	floor over bin	0.000	8.800	6.500	29.00	0.00	0.00	29.000	0.000	29.0	46.0	4.00	1,387
E	115		Square	floor over bin	0.000	8.500	9.200	41.00	0.00	0.00	41.000	0.000	41.0	62.9	5.00	2,708
E	116		Square	floor over bin	0.000	8.500	4.000	29.00	0.00	0.00	29.000	0.000	29.0	27.3	2.50	812
E	201		Square	floor over bin	0.000	14.30	9.000	56.00	0.00	0.00	56.000	0.000	56.0	103.5	6.00	6,144
E	202 T		Square	floor over bin	0.000	14.30	9.000	44.00	0.00	0.00	44.000	0.000	44.0	103.5	6.00	4,827
E	202B		Square	floor over bin T44'	0.000	10.10	9.000	12.00	0.00	0.00	12.000	0.000	12.0	73.1	5.50	925
E	203		Square	floor over bin	0.000	14.30	9.200	56.00	0.00	0.00	56.000	0.000	56.0	105.8	6.20	6,292
E	204 T		Square	floor over bin	0.000	14.30	9.200	44.00	0.00	0.00	44.000	0.000	44.0	105.8	6.20	4,944
E	204B		Square	floor over bin T44'	0.000	10.10	9.200	12.00	0.00	0.00	12.000	0.000	12.0	74.7	5.50	945
E	205		Square	floor over bin	0.000	14.30	9.300	56.00	0.00	0.00	56.000	0.000	56.0	106.9	6.20	6,357
E	206 T		Square	floor over bin	0.000	14.30	9.300	44.00	0.00	0.00	44.000	0.000	44.0	106.9	6.20	4,996
E	206B		Square	floor over bin T44'	0.000	10.10	9.300	12.00	0.00	0.00	12.000	0.000	12.0	75.5	5.50	956
E	207		Square	floor over bin	0.000	14.30	9.300	56.00	0.00	0.00	56.000	0.000	56.0	106.9	6.20	6,357
E	208 T		Square	floor over bin	0.000	14.30	9.300	44.00	0.00	0.00	44.000	0.000	44.0	106.9	6.20	4,996
E	208B		Square	floor over bin T44'	0.000	10.10	9.300	12.00	0.00	0.00	12.000	0.000	12.0	75.5	5.50	956
E	209		Square	floor over bin	0.000	14.30	9.000	56.00	0.00	0.00	56.000	0.000	56.0	103.5	6.00	6,144
E	210 T		Square	floor over bin	0.000	14.30	9.000	44.00	0.00	0.00	44.000	0.000	44.0	103.5	6.00	4,827
E	210B		Square	floor over bin T44'	0.000	10.10	9.000	12.00	0.00	0.00	12.000	0.000	12.0	73.1	5.50	925
E	302		Square	floor over bin	0.000	10.30	7.000	53.00	0.00	0.00	53.000	0.000	53.0	58.0	4.80	3,222
E	303		Square	floor over bin	0.000	5.100	3.900	52.00	0.00	0.00	52.000	0.000	52.0	16.0	2.00	849
E	304		Square	floor over bin	0.000	10.10	10.00	70.00	0.00	0.00	70.000	0.000	70.0	81.2	5.50	5,997

Exam Date: 02/22/2010 Plaza-Makoti Equity Elevator Page: 5
 Examiner: 1 Box 68
Plaza, ND
County:

Status	Section	Bin Number	Bin Type	Base Point	Diameter or Bu/Ft (Irreg):	Length	Width	Side wall	Add for Hopper	Ded. for Obst.	Effective Depth	Add for Peak	Depth for Capac.	Bushels per Foot	Base Pack%	Bushel Capacity with Pack
--------	---------	------------	----------	------------	----------------------------	--------	-------	-----------	----------------	----------------	-----------------	--------------	------------------	------------------	------------	---------------------------

Facility: Makoti

E		305	Square	floor over bin	0.000	10.30	10.00	70.00	0.00	0.00	70.000	0.000	70.0	82.8	5.50	6,115
E		306	Square	floor over bin	0.000	10.10	10.00	70.00	0.00	0.00	70.000	0.000	70.0	81.2	5.50	5,997
Added	E	307 T	Irregular	floor over bin	45.500	7.523	7.523	14.00	0.00	0.00	14.000	0.000	14.0	45.5	4.00	662
E		307B	Square	floor over bin T14'	0.000	10.10	7.000	39.00	0.00	0.00	39.000	0.000	39.0	56.8	4.80	2,321
Added	E	309 T	Irregular	floor over bin	37.300	6.812	6.812	14.00	0.00	0.00	14.000	0.000	14.0	37.3	3.00	538
E		309B	Square	floor over bin T14'	0.000	10.10	6.700	39.00	0.00	0.00	39.000	0.000	39.0	54.4	4.50	2,217
E		310 T	Square	floor over bin	0.000	15.60	10.40	64.00	0.00	0.00	64.000	0.000	64.0	130.4	6.50	8,888
E		310B	Square	floor over bin T64'	0.000	13.00	10.40	6.000	0.00	0.00	6.000	0.000	6.0	108.7	6.20	692
E		313	Square	floor over bin	0.000	10.30	6.700	53.00	0.00	0.00	53.000	0.000	53.0	55.5	4.80	3,083
E		314 T	Square	floor over bin	0.000	15.60	10.40	64.00	0.00	0.00	64.000	0.000	64.0	130.4	6.50	8,888
E		314B	Square	floor over bin T64'	0.000	13.00	10.40	6.000	0.00	0.00	6.000	0.000	6.0	108.7	6.20	692
E		315	Square	floor over bin	0.000	10.10	3.500	52.00	0.00	0.00	52.000	0.000	52.0	28.4	2.50	1,514
E		401 T	Square	floor over bin	0.000	15.60	11.60	64.00	0.00	0.00	64.000	0.000	64.0	145.5	6.80	9,945
E		401B	Square	floor over bin T64'	0.000	13.00	11.60	6.000	0.00	0.00	6.000	0.000	6.0	121.2	6.50	774
E		402 T	Square	floor over bin	0.000	15.60	11.40	64.00	0.00	0.00	64.000	0.000	64.0	143.0	6.80	9,774
E		402B	Square	floor over bin T64'	0.000	13.00	11.40	6.000	0.00	0.00	6.000	0.000	6.0	119.1	6.20	759
E		403 T	Square	floor over bin	0.000	15.60	11.40	64.00	0.00	0.00	64.000	0.000	64.0	143.0	6.80	9,774
E		403B	Square	floor over bin T64'	0.000	13.00	11.40	6.000	0.00	0.00	6.000	0.000	6.0	119.1	6.20	759
E		404 T	Square	floor over bin	0.000	15.60	11.60	64.00	0.00	0.00	64.000	0.000	64.0	145.5	6.80	9,945
E		404B	Square	floor over bin T64'	0.000	13.00	11.60	6.000	0.00	0.00	6.000	0.000	6.0	121.2	6.50	774
E		501	Peaked	top of sidewall	35.800	0.000	0.000	67.60	0.00	0.00	67.600	2.100	69.7	809.2	10.0	62,041

Exam Date: 02/22/2010 Plaza-Makoti Equity Elevator Page: 6
 Examiner: 1 Box 68
Plaza, ND
County:

Status	Section	Bin Number	Bin Type	Base Point	Diameter or Bu/Ft (Ireg):	Length	Width	Side wall	Add for Hopper	Ded. for Obst.	Effective Depth	Add for Peak	Depth for Capac.	Bushels per Foot	Base Pack%	Bushel Capacity with Pack
--------	---------	------------	----------	------------	---------------------------	--------	-------	-----------	----------------	----------------	-----------------	--------------	------------------	------------------	------------	---------------------------

Facility: Makoti

Section: E																	
Added	E	502	Peaked	top of sidewall	47.900	0.000	0.000	64.00	0.00	0.00	64.000	2.900	66.9	1448.6	10.0	106,602	
Added	E	601	Peaked	top of sidewall	15.500	0.000	0.000	22.50	2.00	0.00	24.500	0.900	25.4	151.7	5.50	4,065	
Added	E	602	Peaked	top of sidewall	15.500	0.000	0.000	22.50	2.00	0.00	24.500	0.900	25.4	151.7	5.50	4,065	
Added	E	603	Peaked	top of sidewall	16.000	0.000	0.000	20.00	2.00	0.00	22.000	1.000	23.0	161.6	5.80	3,933	
Added	E	604	Peaked	top of sidewall	16.000	0.000	0.000	20.00	2.00	0.00	22.000	1.000	23.0	161.6	5.80	3,933	
Added	E	605	Peaked	top of sidewall	16.000	0.000	0.000	20.00	2.00	0.00	22.000	1.000	23.0	161.6	5.80	3,933	
Added	E	606	Peaked	top of sidewall	16.000	0.000	0.000	20.00	2.00	0.00	22.000	1.000	23.0	161.6	5.80	3,933	
Bin count: 84															Facility: Makoti Section: E Total:		411,599
															To Even:		412,000

Exam Date:02/22/2010

Plaza-Makoti Equity Elevator

Box 68

Examiner: 1

Plaza, ND

County:

Status	Section	Bin Number	Bin Type	Base Point	Diameter or Bu/Ft (Irreg).	Length	Width	Side wall	Add for Hopper	Ded. for Obst.	Effective Depth	Add for Peak	Depth for Capac.	Bushels per Foot	Base Pack%	Bushel Capacity with Pack
--------	---------	------------	----------	------------	----------------------------	--------	-------	-----------	----------------	----------------	-----------------	--------------	------------------	------------------	------------	---------------------------

Facility: Plaza

Section: A

A	007	Square	floor over bin		0.000	5.600	3.400	24.00	0.00	0.00	24.000	0.000	24.0	15.3	2.00	374
A	009	Square	floor over bin		0.000	5.600	6.800	51.00	0.00	0.00	51.000	0.000	51.0	30.6	2.50	1,600
A	010	Square	floor over bin		0.000	12.20	6.900	51.00	0.00	0.00	51.000	0.000	51.0	67.7	5.20	3,633
A	011 T	Square	floor over bin		0.000	5.600	3.500	24.00	0.00	0.00	24.000	0.000	24.0	15.8	2.00	387
A	011B	Square	floor over bin T24'		0.000	5.600	6.800	27.00	0.00	0.00	27.000	0.000	27.0	30.6	2.50	847
A	012	Square	floor over bin		0.000	11.30	13.80	68.00	0.00	0.00	68.000	0.000	68.0	125.4	6.50	9,081
A	013	Square	floor over bin		0.000	5.600	6.800	51.00	0.00	0.00	51.000	0.000	51.0	30.6	2.50	1,600
A	014	Square	floor over bin		0.000	11.30	13.80	68.00	0.00	0.00	68.000	0.000	68.0	125.4	6.50	9,081
A	015	Square	floor over bin		0.000	5.600	6.800	51.00	0.00	0.00	51.000	0.000	51.0	30.6	2.50	1,600
A	016 T	Square	floor over bin		0.000	11.30	7.000	24.00	0.00	6.50	17.500	0.000	17.5	63.6	5.00	1,169
A	016B	Square	floor over bin T24'		0.000	11.30	7.000	27.00	0.00	0.00	27.000	0.000	27.0	63.6	5.00	1,803
A	017 T	Square	floor over bin		0.000	5.600	13.80	51.00	0.00	0.00	51.000	0.000	51.0	62.1	5.00	3,325
A	017B	Square	floor over bin T51'		0.000	11.30	13.80	17.00	0.00	0.00	17.000	0.000	17.0	125.4	6.50	2,271
A	018	Square	floor over bin		0.000	12.30	6.900	51.00	0.00	0.00	51.000	0.000	51.0	68.2	5.20	3,659
A	019 T	Square	floor over bin		0.000	5.600	13.80	51.00	0.00	0.00	51.000	0.000	51.0	62.1	5.00	3,325
A	019B	Square	floor over bin T51'		0.000	11.30	13.80	17.00	0.00	0.00	17.000	0.000	17.0	125.4	6.50	2,271
A	020	Square	floor over bin		0.000	12.20	7.000	51.00	0.00	0.00	51.000	0.000	51.0	68.6	5.20	3,681
A	021	Square	floor over bin		0.000	12.20	6.900	51.00	0.00	0.00	51.000	0.000	51.0	67.7	5.20	3,633
A	022	Square	floor over bin		0.000	12.30	6.800	51.00	0.00	0.00	51.000	0.000	51.0	66.7	5.00	3,572
A	023	Square	floor over bin		0.000	12.30	6.900	51.00	0.00	0.00	51.000	0.000	51.0	68.2	5.20	3,659
A	024 T	Square	floor over bin		0.000	5.200	6.800	16.00	0.00	0.00	16.000	0.000	16.0	28.4	2.50	465

Exam Date:02/22/2010
 Examiner: 1

Plaza-Makoti Equity Elevator
 Box 68
 Plaza , ND
 County:

Status	Section	Bin Number	Bin Type	Base Point	Diameter or Bu/Ft (Ireg).	Length	Width	Side wall	Add for Hopper	Ded. for Obst.	Effective Depth	Add for Peak	Depth for Capac.	Bushels per Foot	Base Pack%	Bushel Capacity with Pack
--------	---------	------------	----------	------------	---------------------------	--------	-------	-----------	----------------	----------------	-----------------	--------------	------------------	------------------	------------	---------------------------

Facility: Plaza

Section: A

A	024B	Square	floor over bin T16'	0.000	11.30	6.800	35.00	0.00	0.00	35.000	0.000	35.0	61.8	4.80	2,267
A	025	Square	floor over bin	0.000	11.30	3.700	51.00	0.00	0.00	51.000	0.000	51.0	33.6	2.50	1,757
A	101 T	Square	floor over bin	0.000	17.20	14.70	61.50	0.00	0.00	61.500	0.000	61.5	203.2	7.00	13,372
A	101B	Square	floor over bin T61.5'	0.000	14.50	14.70	6.500	0.00	0.00	6.500	0.000	6.5	171.3	7.00	1,191
A	102 T	Square	floor over bin	0.000	17.20	15.00	61.50	0.00	0.00	61.500	0.000	61.5	207.4	7.00	13,648
A	102B	Square	floor over bin T61.5'	0.000	14.50	15.00	7.000	0.00	0.00	7.000	0.000	7.0	174.8	7.00	1,310
A	103 T	Square	floor over bin	0.000	17.20	15.00	61.50	0.00	0.00	61.500	0.000	61.5	207.4	7.00	13,648
A	103B	Square	floor over bin T61.5'	0.000	14.50	15.00	6.500	0.00	0.00	6.500	0.000	6.5	174.8	7.00	1,216
A	104 T	Square	floor over bin	0.000	17.20	15.00	61.50	0.00	0.00	61.500	0.000	61.5	207.4	7.00	13,648
A	104B	Square	floor over bin T61.5'	0.000	14.50	15.00	7.000	0.00	0.00	7.000	0.000	7.0	174.8	7.00	1,310
A	105 T	Square	floor over bins	0.000	17.20	15.00	61.50	0.00	0.00	61.500	0.000	61.5	207.4	7.00	13,648
A	105B	Square	floor over bin T61.5'	0.000	14.50	15.00	6.500	0.00	0.00	6.500	0.000	6.5	174.8	7.00	1,216
A	106 T	Square	floor over bins	0.000	17.20	15.00	61.50	0.00	0.00	61.500	0.000	61.5	207.4	7.00	13,648
A	106B	Square	floor over bin T61.5'	0.000	14.50	15.00	7.000	0.00	0.00	7.000	0.000	7.0	174.8	7.00	1,310
A	107 T	Square	floor over bins	0.000	17.20	15.00	61.50	0.00	0.00	61.500	0.000	61.5	207.4	7.00	13,648
A	107B	Square	floor over bin T61.5'	0.000	14.50	15.00	6.500	0.00	0.00	6.500	0.000	6.5	174.8	7.00	1,216
A	108 T	Square	floor over bin	0.000	17.20	14.70	61.50	0.00	0.00	61.500	0.000	61.5	203.2	7.00	13,372
A	108B	Square	floor over bin T61.5'	0.000	14.50	14.70	7.000	0.00	0.00	7.000	0.000	7.0	171.3	7.00	1,283
A	201	Peaked	eave	26.000	0.000	0.000	40.00	0.00	0.00	40.000	1.600	41.6	426.8	8.20	19,211
A	202	Peaked	eave	36.000	0.000	0.000	55.00	0.00	0.00	55.000	2.200	57.2	818.2	10.0	51,481
A	203	Peaked	eave	36.000	0.000	0.000	55.00	0.00	0.00	55.000	2.200	57.2	818.2	10.0	51,481

Exam Date: 02/22/2010
 Examiner: 1

Plaza-Makoti Equity Elevator
 Box 68
 Plaza, ND
 County:

Status	Section	Bin Number	Bin Type	Base Point	Diameter or Bu/Ft (Ireg)	Length	Width	Side wall	Add for Hopper	Ded. for Obst.	Effective Depth	Add for Peak	Depth for Capac.	Bushels per Foot	Base Pack%	Bushel Capacity with Pack
--------	---------	------------	----------	------------	--------------------------	--------	-------	-----------	----------------	----------------	-----------------	--------------	------------------	------------------	------------	---------------------------

Facility: Plaza

Section: A

Added	A	204	Peaked	eave	48.000	0.000	0.000	56.50	0.00	0.00	56.500	3.400	59.9	1454.6	10.0	95,844
Added	A	205	Peaked	eave	47.900	0.000	0.000	64.00	0.00	0.00	64.000	2.900	66.9	1448.6	10.0	106,602
Added	A	206	Peaked	eave	47.900	0.000	0.000	64.00	0.00	0.00	64.000	2.900	66.9	1448.6	10.0	106,602
Added	A	207	Peaked	eave	47.900	0.000	0.000	64.00	0.00	0.00	64.000	2.900	66.9	1448.6	10.0	106,602
Added	A	208	Peaked	eave	47.900	0.000	0.000	64.00	0.00	0.00	64.000	2.900	66.9	1448.6	10.0	106,602
Bin count: 47															828,169	
Facility: Plaza Section: A Total:															829,000	
To Even:															829,000	

Section: B

Added	B	101	Peaked	eave	41.800	0.000	0.000	32.10	0.00	0.00	32.100	2.500	34.6	1103.1	10.0	41,984
Added	B	102	Peaked	eave	41.800	0.000	0.000	32.10	0.00	0.00	32.100	2.500	34.6	1103.1	10.0	41,984
Added	B	201-P	Peaked	eave	16.000	0.000	0.000	20.00	2.00	0.00	22.000	1.000	23.0	161.6	5.80	3,933
Added	B	202-P	Peaked	eave	16.000	0.000	0.000	20.00	2.00	0.00	22.000	1.000	23.0	161.6	5.80	3,933
Added	B	203-P	Peaked	eave	16.000	0.000	0.000	20.00	2.00	0.00	22.000	1.000	23.0	161.6	5.80	3,933
Added	B	204-P	Peaked	eave	16.000	0.000	0.000	20.00	2.00	0.00	22.000	1.000	23.0	161.6	5.80	3,933
Bin count: 6															99,700	
Facility: Plaza Section: B Total:															100,000	
To Even:															100,000	

Overall Licensed Bin Capacity for:

Plaza-Makoti Equity Elevator

Bin count: 160

Licensed Capacity:
(includes pack)

1,485,440 Bu.

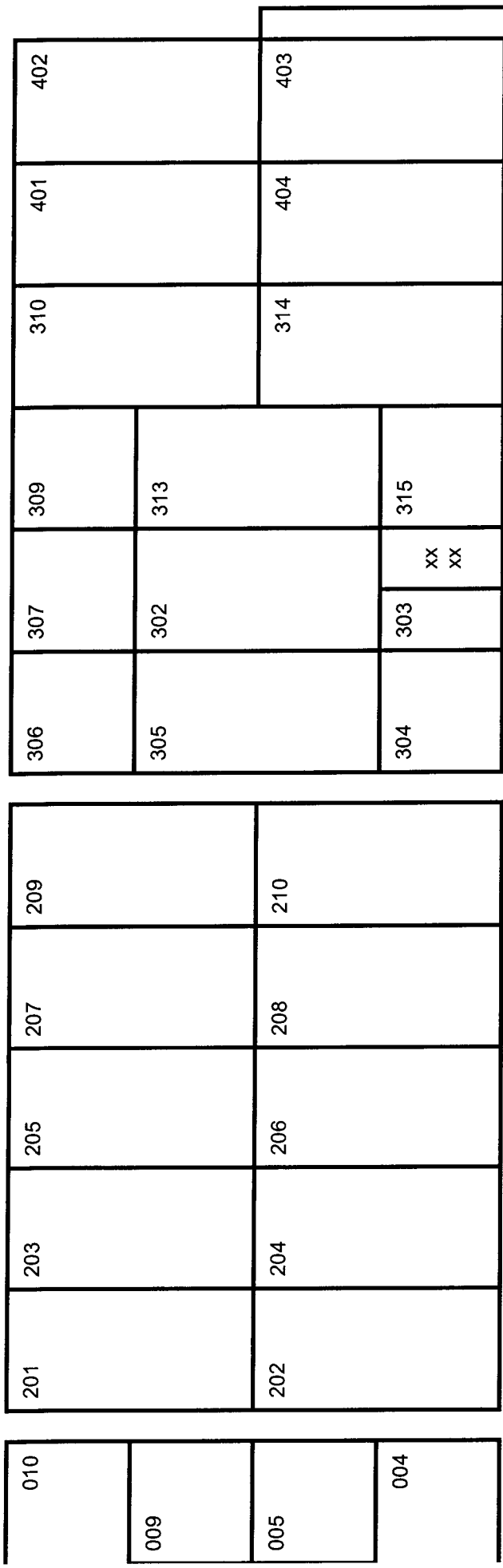
Licensed Capacity (to even):

(includes pack and section totals are rounded up to next highest 1000)

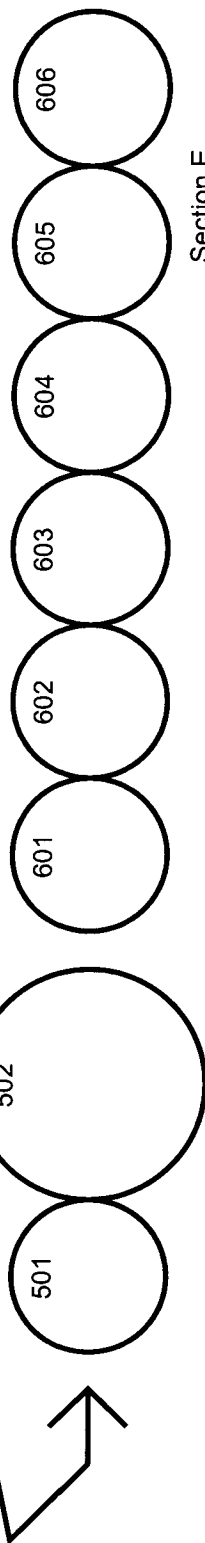
1,487,000 Bu.

PLAZA-MAKOTI EQUITY ELEVATOR
 MAKOTI ND
 SECTION E

CP RAILROAD

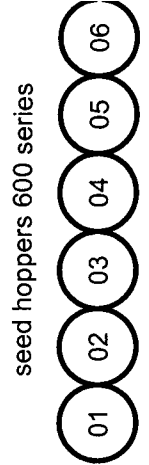
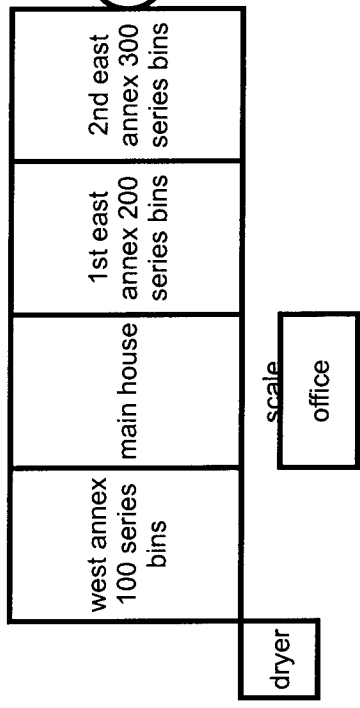
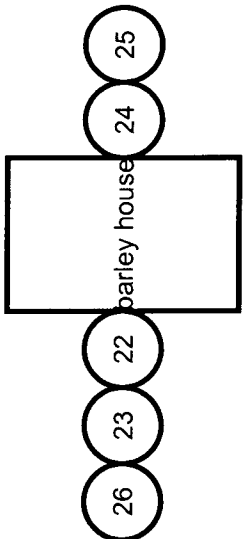


Seed & Fertilizer hopper tanks



PLAZA-MAKOTI EQUITY ELEVATOR
MAKOTI LOCATION
SECTION D&E LAY-OUT

SECTION D ##### CP RAILROAD ##### SECTION E



MAIN STREET

PLAZA-MAKOTI EQUITY
PLAZA ND.

SECTION A&B

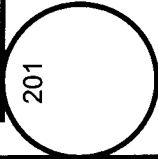
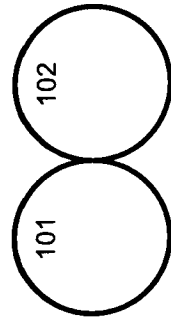
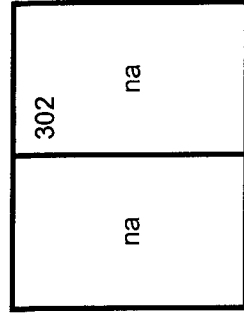
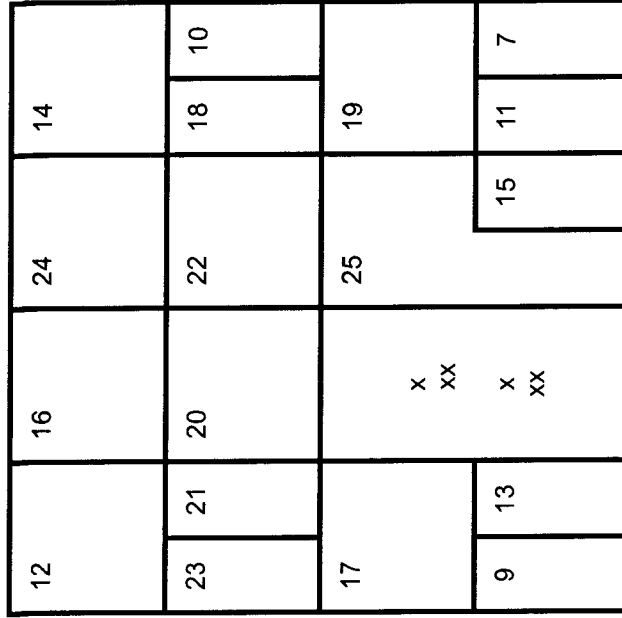
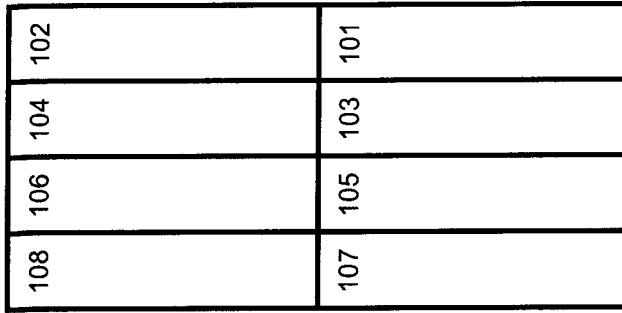
CP RAILROAD

#####


SECTION A

SECTION A

Section B

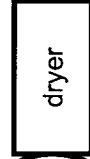
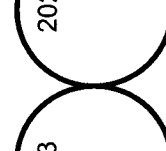
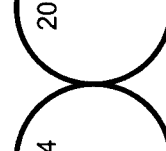
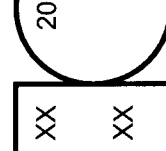
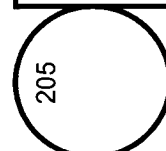
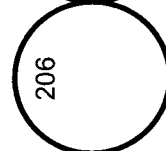
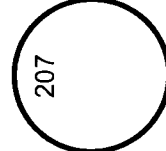
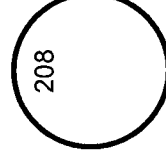


Section B
200 series



SECTION A

SECTION A

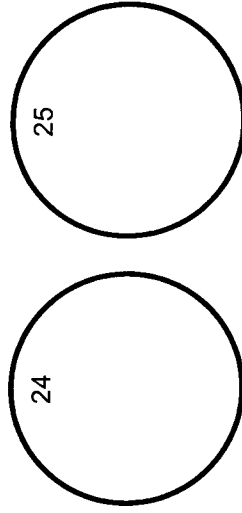
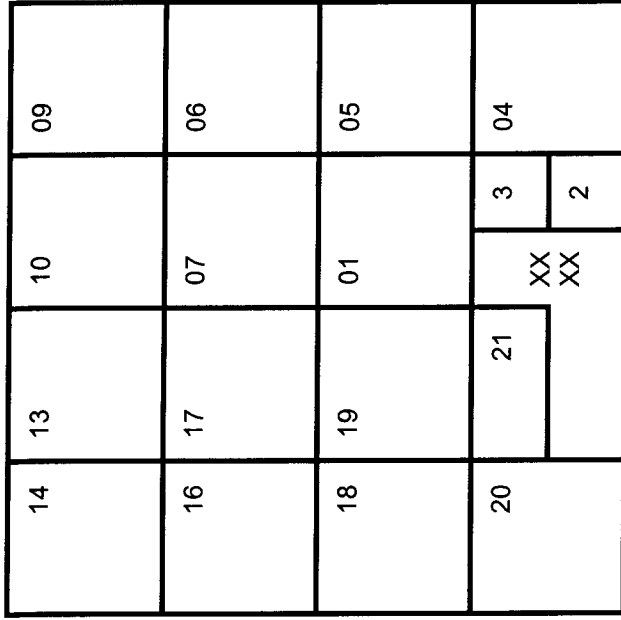
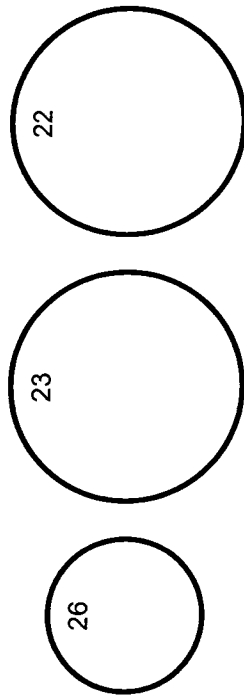


NOTE: Section C -destroyed
replaced by tanks 205-6-7-8

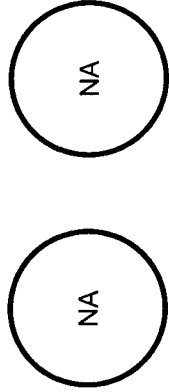
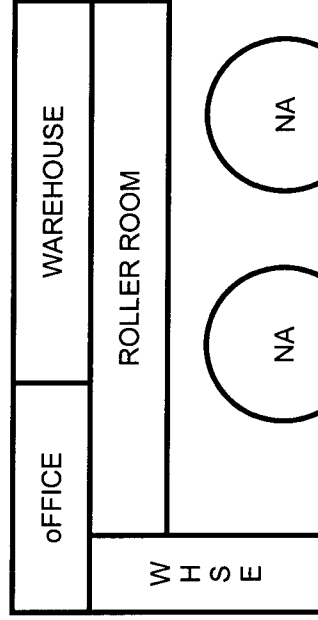
PLAZA-MAKOTI EQUITY ELEVATOR
 MAKOTI ND
 SECTION D

#####

CP RAILROAD #####



DRIVEWAY



PLAZA-MAKOTI EQUITY ELEVATOR
 MAKOTI IND
 SECTION E

CP RAILROAD

014		013	012	010	
016	16A	015	011	9A	009
018	18A	019	008	5A	005
020		022	xx xx	002	004
		021			

driveway

office

106	108	110	111
105	107	114	112
104	101	x x	116
			115

drier

SECTION D WEST 1/2 block