

Exam Date:05/12/2010

Dakota Grain Co., Inc.

Page: 1

Examiner: 1

PO Box 416

Elgin , ND

County:

Phone: 701-584-2660

CCC Number:

Location/Container Numbers/Comments	Section	Capacity
<b>PART A - ADDITIONAL SPACE TO BE INCLUDED UNDER LICENSE</b>		
001	B	1,695
002	B	1,695
003	B	1,695
005	B	1,695
006	B	3,025
007	B	3,025
008	B	3,248
009	B	3,248
001	KR	3,709
002	KR	3,709
	<b>Total:</b>	<b>26,744</b>
<b>PART B - SPACE TO BE DELETED UNDER LICENSE</b>		
100	A	38,391
100	D	25,376
100	F	45,020
	<b>Total:</b>	<b>108,787</b>
<b>PART C - ALL SPACE TO BE INCLUDED UNDER LICENSE</b>		
	A	112,000
	B	20,000
	D	31,000
	F	18,000
	KR	8,000
	<b>Total:</b>	<b>189,000</b>
<b>PART D - TOTAL CAPACITY BY FUNCTIONAL UNIT</b>		
Elgin 581	A B D KR	171,000
Leith 582	F	18,000
	<b>Total:</b>	<b>189,000</b>

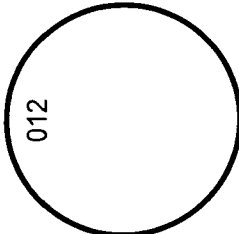
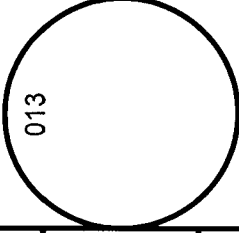
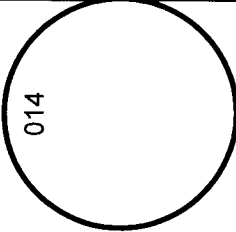
DAKOTA GRAIN COMPANY  
ELGIN, ND  
SECTION A,D

SECTION A

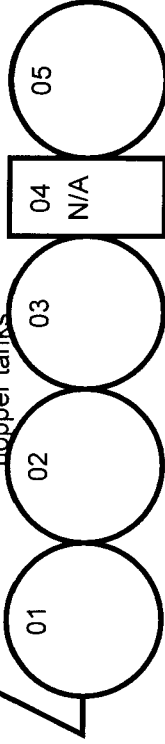
09	08	04	03
010	07	05	02
011	06	00	01
		X	
		X	

SCALE & DRIVEWAY

OFFICE

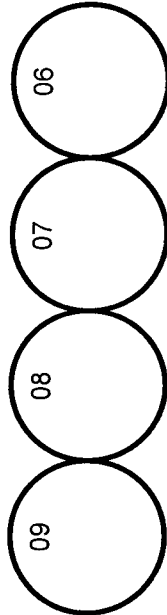


SECTION B  
hopper tanks



N/A WAREHOUSE N/A

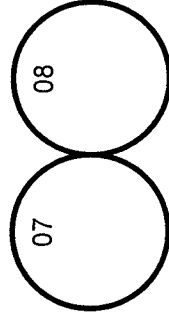
N/A WAREHOUSE N/A



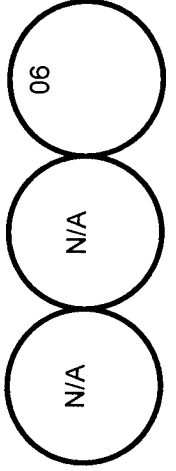
SECTION B hopper tanks

N/A QUONSET N/A

SECTION D



SECTION KR  
LEASED BINS  
KR-1 & KR-2  
located S of town



DAKOTA GRAIN COMPANY  
LEITH ND  
SECTION F

09	08	04	03
010	07	05	02
011	06	X X	01

SCALE & DRIVEWAY

OFFICE

100  
DELETED N/L

Client ID: 318

### NDPSC Bin Capacity Chart

05/13/2010 10:47:19 AM

Exam Date:05/12/2010  
Examiner: 1

Dakota Grain Co., Inc.  
PO Box 416  
Elgin, ND  
County:

Page: 1

Status	Section	Bin Number	Bin Type	Base Point	Diameter		Side wall	Add for Hopper	Ded. for Obst.	Effective Depth	Add for Peak	Depth for Capac.	Bushels per Foot	Base Pack%	Bushel Capacity with Pack
					or Bu/Ft (Irreg).	Length									

## Facility: Elgin

### Section: A

A	000	Square	work floor	0.000	5.000	5.800	20.00	0.00	0.00	20.000	0.000	20.0	23.3	2.00	475
A	001	Square	work floor	0.000	10.00	11.00	49.70	0.00	0.00	49.700	0.000	49.7	88.4	5.80	4,648
A	002	Square	work floor	0.000	10.30	11.00	49.70	0.00	0.00	49.700	0.000	49.7	91.1	5.80	4,791
A	003	Square	work floor	0.000	10.00	11.00	49.70	0.00	0.00	49.700	0.000	49.7	88.4	5.80	4,648
A	004	Square	work floor	0.000	10.00	5.500	35.00	0.00	0.00	35.000	0.000	35.0	44.2	3.50	1,601
A	005	Square	work floor	0.000	10.30	5.500	36.00	0.00	0.00	36.000	0.000	36.0	45.5	4.00	1,704
A	006	Square	work floor	0.000	10.00	5.800	33.00	0.00	0.00	33.000	0.000	33.0	46.6	4.00	1,600
A	007	Square	work floor	0.000	10.30	6.200	36.00	0.00	0.00	36.000	0.000	36.0	51.3	4.50	1,930
A	008	Square	work floor	0.000	10.00	6.200	35.00	0.00	0.00	35.000	0.000	35.0	49.8	4.20	1,816
A	009	Square	work floor	0.000	10.00	11.30	49.70	0.00	0.00	49.700	0.000	49.7	90.8	5.80	4,775
A	010	Square	work floor	0.000	10.30	11.30	49.70	0.00	0.00	49.700	0.000	49.7	93.6	5.80	4,922
A	011	Square	work floor	0.000	10.00	11.30	49.70	0.00	0.00	49.700	0.000	49.7	90.8	5.80	4,775
A	012	Peaked	top of sidewall	30.000	0.000	0.000	48.00	0.00	0.00	48.000	1.800	49.8	568.2	9.00	30,843
A	013	Peaked	top of sidewall	26.500	0.000	0.000	40.50	0.00	0.00	40.500	1.600	42.1	443.4	8.20	20,198
A	014	Peaked	top of sidewall	30.000	0.000	0.000	34.50	0.00	0.00	34.500	1.800	36.3	568.2	9.00	22,482

Bin count: 15 Facility: Elgin Section: A Total: 111,208

To Even: 112,000

Client ID: 318

### NDPSC Bin Capacity Chart

05/13/2010 10:47:19 AM

Exam Date: 05/12/2010  
Examiner: 1

Dakota Grain Co., Inc.  
PO Box 416  
Elgin, ND  
County:

Page: 2

Status	Section	Bin Number	Bin Type	Base Point	Diameter or Bu/Ft (Irreg.)	Length	Width	Side wall	Add for Hopper	Dec. for Obst.	Effective Depth	Add for Peak	Depth for Capac.	Bushels per Foot	Base Pack%	Bushel Capacity with Pack
--------	---------	------------	----------	------------	----------------------------	--------	-------	-----------	----------------	----------------	-----------------	--------------	------------------	------------------	------------	---------------------------

## Facility: Elgin

### Section: B

Added	B	001	Peaked	top of sidewall	13.000	0.000	0.000	12.50	1.80	0.00	14.300	0.800	15.1	106.7	5.20	1,695
Added	B	002	Peaked	top of sidewall	13.000	0.000	0.000	12.50	1.80	0.00	14.300	0.800	15.1	106.7	5.20	1,695
Added	B	003	Peaked	top of sidewall	13.000	0.000	0.000	12.50	1.80	0.00	14.300	0.800	15.1	106.7	5.20	1,695
Added	B	005	Peaked	top of sidewall	13.000	0.000	0.000	12.50	1.80	0.00	14.300	0.800	15.1	106.7	5.20	1,695
Added	B	006	Peaked	top of sidewall	15.500	0.000	0.000	15.00	3.00	0.00	18.000	0.900	18.9	151.7	5.50	3,025
Added	B	007	Peaked	top of sidewall	15.500	0.000	0.000	15.00	3.00	0.00	18.000	0.900	18.9	151.7	5.50	3,025
Added	B	008	Peaked	top of sidewall	16.000	0.000	0.000	15.00	3.00	0.00	18.000	1.000	19.0	161.6	5.80	3,248
Added	B	009	Peaked	top of sidewall	16.000	0.000	0.000	15.00	3.00	0.00	18.000	1.000	19.0	161.6	5.80	3,248

Bin count: 8 Facility: Elgin Section: B Total: 19,326

To Even: 20,000

### Section: D

D	006	Peaked	top of sidewall	24.000	0.000	0.000	21.40	0.00	0.00	21.400	1.400	22.8	363.7	7.80	8,939
D	007	Peaked	top of sidewall	24.000	0.000	0.000	24.00	0.00	0.00	24.000	1.400	25.4	363.7	7.80	9,959
D	008	Peaked	top of sidewall	26.900	0.000	0.000	22.20	0.00	0.00	22.200	1.600	23.8	456.9	8.50	11,798

Bin count: 3 Facility: Elgin Section: D Total: 30,696

To Even: 31,000

Client ID: 318

### NDPSC Bin Capacity Chart

05/13/2010 10:47:19 AM

Exam Date: 05/12/2010  
Examiner: 1

Dakota Grain Co., Inc.  
PO Box 416  
Elgin, ND  
County:

Page: 3

Status	Section	Bin Number	Bin Type	Base Point	Diameter or Bu/Ft (Irreg.)	Length	Width	Side wall	Add for Hopper	Ded. for Obst.	Effective Depth	Add for Peak	Depth for Capac.	Bushels per Foot	Base Pack%	Bushel Capacity with Pack
--------	---------	------------	----------	------------	----------------------------	--------	-------	-----------	----------------	----------------	-----------------	--------------	------------------	------------------	------------	---------------------------

## Facility: Elgin

### Section: KR

Added	KR	001	Peaked	top of sidewall - leased S of	18.000	0.000	0.000	16.00	0.00	0.00	16.000	1.100	17.1	204.6	6.00	3,709
Added	KR	002	Peaked	top of sidewall - leased S of	18.000	0.000	0.000	16.00	0.00	0.00	16.000	1.100	17.1	204.6	6.00	3,709

Bin count: 2

Facility: Elgin Section: KR Total: **7,418**

To Even: **8,000**

Exam Date: 05/12/2010 Dakota Grain Co., Inc. Page: 4  
 Examiner: 1 PO Box 416 Elgin, ND  
County:

Status	Section	Bin Number	Bin Type	Base Point	Diameter or Bu/Ft (Irreg.)	Length	Width	Side wall	Add for Hopper	Det. for Obst.	Effective Depth	Add for Peak	Depth for Capac.	Bushels per Foot	Base Pack%	Bushel Capacity with Pack
--------	---------	------------	----------	------------	----------------------------	--------	-------	-----------	----------------	----------------	-----------------	--------------	------------------	------------------	------------	---------------------------

## Facility: Leith

### Section: F

F	001		Square	work floor	0.000	7.500	8.400	41.50	0.00	0.00	41.500	0.000	41.5	50.6	4.50	2,195
F	002		Square	work floor	0.000	7.700	8.400	41.50	0.00	0.00	41.500	0.000	41.5	52.0	4.50	2,255
F	003		Square	work floor	0.000	7.400	8.400	39.00	0.00	0.00	39.000	0.000	39.0	50.0	4.20	2,032
F	004		Square	work floor	0.000	7.400	5.300	27.00	0.00	0.00	27.000	0.000	27.0	31.5	2.50	872
F	005		Square	work floor	0.000	7.700	5.300	32.00	0.00	0.00	32.000	0.000	32.0	32.8	2.50	1,076
F	006		Square	work floor	0.000	7.500	4.200	30.00	0.00	0.00	30.000	0.000	30.0	25.3	2.50	778
F	007		Square	work floor	0.000	7.700	4.200	32.00	0.00	0.00	32.000	0.000	32.0	26.0	2.50	853
F	008		Square	work floor	0.000	7.400	4.200	27.00	0.00	0.00	27.000	0.000	27.0	25.0	2.50	692
F	009		Square	work floor	0.000	7.400	8.400	39.00	0.00	0.00	39.000	0.000	39.0	50.0	4.20	2,032
F	010		Square	work floor	0.000	7.700	8.400	41.50	0.00	0.00	41.500	0.000	41.5	52.0	4.50	2,255
F	011		Square	work floor	0.000	7.500	8.400	41.50	0.00	0.00	41.500	0.000	41.5	50.6	4.50	2,195
<b>Bin count:</b>		<b>11</b>														
<b>Facility: Leith Section: F Total:</b>																
<b>17,235</b>																
To Even: <b>18,000</b>																

**Overall Licensed Bin Capacity for:**

Dakota Grain Co., Inc.

Bin count: 39

**Licensed Capacity:**  
(includes pack)

**185,883 Bu.**

**Licensed Capacity (to even):**  
(includes pack and section totals are rounded up to next highest 1000)

**189,000 Bu.**

**Licensed Capacity (to even):**  
(includes pack and section totals are rounded up to next highest 1000)

**189,000 Bu.**