

Exam Date:01/11/2010

Falkirk Farmers Elevator Co

Page: 1

Examiner: 1

101 Main Street

Washburn , ND

County:

Phone: 701-462-8572

CCC Number:

Location/Container Numbers/Comments	Section	Capacity
PART A - ADDITIONAL SPACE TO BE INCLUDED UNDER LICENSE		
001	C	41,526
002	C	41,526
003	C	45,888
004	C	7,496
005	C	3,078
006	C	3,078
007	C	3,933
008	C	3,933
009	C	3,933
010	C	3,933
011	C	3,933
012	C	3,933
013	C	3,933
014	C	2,156
001	Z	49,348
002	Z	37,610
003	Z	37,610
004	Z	14,423
005	Z	14,423
006	Z	31,966
007	Z	80,219
512	D	2,897
513	D	2,897
514	D	2,897
515	D	2,897
516	D	2,897
517	D	2,897
Total:		455,260

PART B - SPACE TO BE DELETED UNDER LICENSE

101	C	3,078
102	C	3,078
103	C	3,933
104	C	3,933
105	C	3,933
008	Z	4,201
601	D	59,731
Total:		81,887

Location/Container Numbers/Comments	Section	Capacity
PART C - ALL SPACE TO BE INCLUDED UNDER LICENSE		
	A	175,000
	B	248,000
	C	173,000
	D	500,000
	E	54,000
	Z	266,000
	Total:	1,416,000
PART D - TOTAL CAPACITY BY FUNCTIONAL UNIT		
Falkirk 128	A B C E Z	916,000
Hazen 1175	D	500,000
	Total:	1,416,000

Exam Date: 01/11/2010
 Examiner: 1

Falkirk Farmers Elevator Co
 101 Main Street
 Washburn, ND
 County:

Status	Section	Bin Number	Bin Type	Base Point	Diameter or Bu/Ft (Ireg)	Length	Width	Side for wall	Add for Hopper	Ded. for Obst.	Effective Depth	Add for Peak	Depth for Capac.	Bushels per Foot	Base Pack%	Bushel Capacity with Pack
--------	---------	------------	----------	------------	--------------------------	--------	-------	---------------	----------------	----------------	-----------------	--------------	------------------	------------------	------------	---------------------------

Facility: Falkirk

Section: A

A		003 T	Square	Work floor	0.000 5.500	13.50	51.00	0.00	0.00	0.00	51.000	0.000	51.0	59.7	4.80	3,191
A		003B	Square	Work floor T51'	0.000 10.80	13.30	18.00	0.00	0.00	0.00	18.000	0.000	18.0	115.5	6.20	2,208
A		004	Square	work floor	0.000 5.300	7.000	51.00	0.00	0.00	0.00	51.000	0.000	51.0	29.8	2.50	1,558
A		005	Square	work floor	0.000 5.300	6.600	51.00	0.00	0.00	0.00	51.000	0.000	51.0	28.1	2.50	1,469
A		006	Square	work floor	0.000 11.90	6.700	51.00	0.00	0.00	0.00	51.000	0.000	51.0	64.1	5.00	3,432
A		008	Square	work floor	0.000 11.90	6.900	51.00	0.00	0.00	0.00	51.000	0.000	51.0	66.0	5.00	3,534
A		009 T	Square	work floor	0.000 11.00	13.50	51.00	0.00	0.00	0.00	51.000	0.000	51.0	119.4	6.20	6,467
A		009B	Square	work floor T51'	0.000 10.80	13.30	18.00	0.00	0.00	0.00	18.000	0.000	18.0	115.5	6.20	2,208
A		010	Square	work floor	0.000 11.00	6.200	51.00	0.00	0.00	0.00	51.000	0.000	51.0	54.8	4.50	2,921
A		011 T	Square	work floor	0.000 5.300	7.100	15.00	0.00	0.00	0.00	15.000	0.000	15.0	30.2	2.50	464
A		011B	Square	work floor T15'	0.000 11.00	7.100	36.00	0.00	0.00	0.00	36.000	0.000	36.0	62.8	5.00	2,374
A		012	Square	work floor	0.000 11.90	6.200	51.00	0.00	0.00	0.00	51.000	0.000	51.0	59.3	4.80	3,169
A		014 T	Square	work floor	0.000 11.00	13.50	51.00	0.00	0.00	0.00	51.000	0.000	51.0	119.4	6.20	6,467
A		014B	Square	work floor T51'	0.000 10.80	13.30	18.00	0.00	0.00	0.00	18.000	0.000	18.0	115.5	6.20	2,208
A		015	Square	work floor	0.000 11.90	7.100	51.00	0.00	0.00	0.00	51.000	0.000	51.0	67.9	5.20	3,643
A		016	Square	work floor	0.000 11.90	6.500	51.00	0.00	0.00	0.00	51.000	0.000	51.0	62.2	5.00	3,331
A		017	Square	work floor	0.000 11.90	7.200	51.00	0.00	0.00	0.00	51.000	0.000	51.0	68.9	5.20	3,697
A		018	Square	work floor	0.000 5.900	4.500	32.00	0.00	0.00	0.00	32.000	0.000	32.0	21.3	2.00	696
A		019	Square	work floor	0.000 4.500	4.500	32.00	0.00	0.00	0.00	32.000	0.000	32.0	16.3	2.00	532
A		020	Square	work floor	0.000 4.500	2.000	55.00	0.00	0.00	0.00	55.000	0.000	55.0	7.2	2.00	404
A		021 T	Square	work floor	0.000 5.900	8.700	32.00	0.00	0.00	0.00	32.000	0.000	32.0	41.3	3.50	1,368

Exam Date: 01/11/2010
 Examiner: 1

Falkirk Farmers Elevator Co
 101 Main Street
 Washburn, ND
 County:

Status	Section	Bin Number	Bin Type	Base Point	Diameter or Bu/Ft (Irreg.)	Length	Width	Side wall	Add for Hopper	Ded. for Obst.	Effective Depth	Add for Peak	Depth for Capac.	Bushels per Fool	Base Pack%	Bushel Capacity with Pack
--------	---------	------------	----------	------------	----------------------------	--------	-------	-----------	----------------	----------------	-----------------	--------------	------------------	------------------	------------	---------------------------

Facility: Falkirk

Section: A

A		021 M	Square	work floor T32'	0.000	10.80	13.50	23.00	0.00	0.00	6.75	16.250	0.000	16.3		117.2	6.20	2,028
A		021B	Square	work floor T32' M 23'	0.000	10.80	13.30	14.00	0.00	0.00	14.000	0.000	0.000	14.0		115.5	6.20	1,717
A		022	Square	work floor	0.000	4.500	6.400	55.00	0.00	0.00	55.000	0.000	0.000	55.0		23.2	2.00	1,302
A		023	Square	work floor	0.000	11.00	3.600	51.00	0.00	0.00	51.000	0.000	0.000	51.0		31.8	2.50	1,663
A		101	Peaked	top of sidewall	33.000	0.000	0.000	64.00	0.00	0.00	64.000	2.000	0.000	66.0		687.5	9.50	49,686
A		102	Peaked	top of sidewall	33.000	0.000	0.000	64.00	0.00	0.00	64.000	2.000	0.000	66.0		687.5	9.50	49,686
A		103	Peaked	Eave	16.000	0.000	0.000	20.00	2.00	0.00	22.000	1.000	0.000	23.0		161.6	5.80	3,933
A		104	Peaked	Eave	16.000	0.000	0.000	20.00	2.00	0.00	22.000	1.000	0.000	23.0		161.6	5.80	3,933
A		105	Peaked	Eave	16.000	0.000	0.000	30.00	2.00	0.00	32.000	1.000	0.000	33.0		161.6	5.80	5,642
Bin count: 30													Facility: Falkirk Section: A Total:		174,931		To Even: 175,000	

Section: B

B		001	Peaked	top of sidewall	42.000	0.000	0.000	48.00	0.00	0.00	48.000	2.500	0.000	50.5		1113.7	10.0	61,866
B		002	Peaked	top of sidewall	42.000	0.000	0.000	48.00	0.00	0.00	48.000	2.500	0.000	50.5		1113.7	10.0	61,866
B		003	Peaked	top of sidewall	42.000	0.000	0.000	48.00	0.00	0.00	48.000	2.500	0.000	50.5		1113.7	10.0	61,866
B		004	Peaked	top of sidewall	42.000	0.000	0.000	48.00	0.00	0.00	48.000	2.500	0.000	50.5		1113.7	10.0	61,866
Bin count: 4													Facility: Falkirk Section: B Total:		247,464		To Even: 248,000	

Client ID: 1075

NDPSC Bin Capacity Chart

01/14/2010 02:50:32 PM

Exam Date: 01/11/2010

Falkirk Farmers Elevator Co

Page: 3

Examiner: 1

101 Main Street
Washburn, ND

County:

Status	Section	Bin Number	Bin Type	Base Point	Diameter or Bu/Ft (Irreg.)	Length	Width	Side wall	Add for Hopper	Det. for Obst.	Effective Depth	Add for Peak	Depth for Capac.	Bushels per Foot	Base Pack%	Bushel Capacity with Pack
--------	---------	------------	----------	------------	----------------------------	--------	-------	-----------	----------------	----------------	-----------------	--------------	------------------	------------------	------------	---------------------------

Facility: Falkirk

Section: C

Added	C	001	Peaked	Eave		40.200	0.000	34.60	0.00	0.00	34.600	2.400	37.0	1020.3	10.0	41,526
Added	C	002	Peaked	Eave		40.200	0.000	34.60	0.00	0.00	34.600	2.400	37.0	1020.3	10.0	41,526
Added	C	003	Peaked	Eave		41.700	0.000	35.50	0.00	0.00	35.500	2.500	38.0	1097.8	10.0	45,888
Added	C	004	Peaked	eave at top of sidewall		20.800	0.000	24.50	0.00	0.00	24.500	1.200	25.7	273.1	6.80	7,496
Added	C	005	Peaked	Eave		16.000	0.000	15.00	2.00	0.00	17.000	1.000	18.0	161.6	5.80	3,078
Added	C	006	Peaked	Eave		16.000	0.000	15.00	2.00	0.00	17.000	1.000	18.0	161.6	5.80	3,078
Added	C	007	Peaked	Eave		16.000	0.000	20.00	2.00	0.00	22.000	1.000	23.0	161.6	5.80	3,933
Added	C	008	Peaked	Eave		16.000	0.000	20.00	2.00	0.00	22.000	1.000	23.0	161.6	5.80	3,933
Added	C	009	Peaked	Eave		16.000	0.000	20.00	2.00	0.00	22.000	1.000	23.0	161.6	5.80	3,933
Added	C	010	Peaked	Eave		16.000	0.000	20.00	2.00	0.00	22.000	1.000	23.0	161.6	5.80	3,933
Added	C	011	Peaked	Eave		16.000	0.000	20.00	2.00	0.00	22.000	1.000	23.0	161.6	5.80	3,933
Added	C	012	Peaked	Eave		16.000	0.000	20.00	2.00	0.00	22.000	1.000	23.0	161.6	5.80	3,933
Added	C	013	Peaked	Eave		16.000	0.000	20.00	2.00	0.00	22.000	1.000	23.0	161.6	5.80	3,933
Added	C	014	Peaked	Eave		13.500	0.000	15.00	2.00	0.00	17.000	0.800	17.8	115.1	5.20	2,156

Bin count: 14 Facility: Falkirk Section: C Total: 172,279

To Even: 173,000

Section: D

D	001	Peaked	Eave		48.000	0.000	0.000	36.70	0.00	0.00	36.700	3.400	40.1	1454.6	10.0	64,162
D	002	Peaked	Eave		48.000	0.000	0.000	36.70	0.00	0.00	36.700	3.400	40.1	1454.6	10.0	64,162

Client ID: 1075

NDPSC Bin Capacity Chart

01/14/2010 02:50:32 PM

Exam Date:01/11/2010
Examiner: 1

Falkirk Farmers Elevator Co
101 Main Street
Washburn , ND
County:

Page: 4

Status	Section	Bin Number	Bin Type	Base Point	Diameter or Bu/Ft (Irreg.)	Length	Width	Side wall	Add for Hopper	Ded. for Obst.	Effective Depth	Add for Peak	Depth for Capac.	Bushels per Foot	Base Pack%	Bushel Capacity with Pack
--------	---------	------------	----------	------------	----------------------------	--------	-------	-----------	----------------	----------------	-----------------	--------------	------------------	------------------	------------	---------------------------

Facility: Falkirk

D	003	Peaked	Eave		48.000	0.000	0.000	36.70	0.00	0.00	36.700	3.400	40.1	1454.6	10.0	64,162
D	004	Peaked	Eave		48.000	0.000	0.000	36.70	0.00	0.00	36.700	3.400	40.1	1454.6	10.0	64,162

Bin count: 4 Facility: Falkirk Section: D Total: **256,648**

To Even: **257,000**

Section: E

E	001	Peaked	Eave		16.000	0.000	0.000	25.00	2.30	0.00	27.300	1.000	28.3	161.6	5.80	4,838
E	002	Peaked	Eave		16.000	0.000	0.000	25.00	2.30	0.00	27.300	1.000	28.3	161.6	5.80	4,838
E	003	Peaked	Eave		16.000	0.000	0.000	25.00	2.30	0.00	27.300	1.000	28.3	161.6	5.80	4,838
E	004	Peaked	Eave		16.000	0.000	0.000	25.00	2.30	0.00	27.300	1.000	28.3	161.6	5.80	4,838
E	005	Peaked	Eave-splits		16.000	0.000	0.000	20.00	2.00	0.00	22.000	1.000	23.0	161.6	5.80	3,933
E	006	Peaked	Eave-splits		16.000	0.000	0.000	20.00	2.00	0.00	22.000	1.000	23.0	161.6	5.80	3,933
E	007	Square	mill bin at roof over bin		0.000	13.00	13.00	5.750	2.00	0.00	7.750	0.000	7.8	135.9	6.50	1,129
E	008	Square	destoner bin at roof		0.000	9.750	5.750	3.000	1.20	0.00	4.200	0.000	4.2	45.1	4.00	197
E	009	Square	clean product bag bin		0.000	10.00	10.00	10.00	4.50	0.00	14.500	0.000	14.5	80.4	5.50	1,230
E	010	Square	clean product bag bin		0.000	10.00	10.00	10.00	4.50	0.00	14.500	0.000	14.5	80.4	5.50	1,230
E	011	Flat	bag warehouse		0.000	80.00	80.00	4.000	0.00	0.00	4.000	0.000	4.0	5144.7	10.0	22,637

Bin count: 11 Facility: Falkirk Section: E Total: **53,641**

To Even: **54,000**

Client ID: 1075

NDPSC Bin Capacity Chart

01/14/2010 02:50:32 PM

Exam Date: 01/11/2010
Examiner: 1

Falkirk Farmers Elevator Co
101 Main Street
Washburn, ND
County:

Page: 5

Status	Section	Bin Number	Bin Type	Base Point	Diameter or Bu/Ft (Irreg.)	Length	Width	Side wall	Add for Hopper	Ded. for Obst.	Effective Depth	Add for Peak	Depth for Capac.	Bushels per Foot	Base Pack%	Bushel Capacity with Pack
--------	---------	------------	----------	------------	----------------------------	--------	-------	-----------	----------------	----------------	-----------------	--------------	------------------	------------------	------------	---------------------------

Facility: Falkirk

Section: Z

Added	Z	001	Peaked	Sheldon lease	47.800	0.000	0.000	28.20	0.00	0.00	28.200	2.900	31.1	1442.5	10.0	49,348
Added	Z	002	Peaked	Sheldon Lease	42.000	0.000	0.000	28.20	0.00	0.00	28.200	2.500	30.7	1113.7	10.0	37,610
Added	Z	003	Peaked	Sheldon Lease	42.000	0.000	0.000	28.20	0.00	0.00	28.200	2.500	30.7	1113.7	10.0	37,610
Added	Z	004	Peaked	Sheldon Lease	34.000	0.000	0.000	16.00	0.00	0.00	16.000	2.000	18.0	729.8	9.80	14,423
Added	Z	005	Peaked	Sheldon Lease	34.000	0.000	0.000	16.00	0.00	0.00	16.000	2.000	18.0	729.8	9.80	14,423
Added	Z	006	Peaked	Anderson site	47.500	0.000	0.000	17.50	0.00	0.00	17.500	2.900	20.4	1424.5	10.0	31,966
Added	Z	007	Temporary	ground storage	12.000	225.0	64.00	0.500	0.00	0.00	0.500	5.800	6.3	11575.6	10.0	80,219

Bin count: 7 Facility: Falkirk Section: Z Total: **265,539**

To Even: 266,000

Exam Date: 01/11/2010
Examiner: 1Falkirk Farmers Elevator Co
101 Main Street
Washburn, ND
County:

Status	Section	Bin Number	Bin Type	Base Point	Diameter or Bu/Ft (Ireg).	Length	Width	Side wall	Add for Hopper	Ded. for Obst.	Effective Depth	Add for Peak Capac.	Depth	Bushels per Foot	Base Pack%	Bushel Capacity with Pack
--------	---------	------------	----------	------------	------------------------------	--------	-------	--------------	----------------------	----------------------	--------------------	------------------------------	-------	------------------------	---------------	------------------------------

Facility: Hazen

Section: D

D	003		Square	Work floor	0.000	8.000	5.300	51.00	0.00	0.00	51.000	0.000	51.0	34.1	3.00	1,791
D	004 T		Square	Work floor	0.000	8.000	5.300	52.00	0.00	0.00	52.000	0.000	52.0	34.1	3.00	1,826
D	004B		Square	Work floor 4t 52'	0.000	8.000	10.80	18.00	0.00	0.00	18.000	0.000	18.0	69.5	5.20	1,316
D	005		Square	Work floor	0.000	12.00	5.300	52.00	0.00	0.00	52.000	0.000	52.0	51.1	4.50	2,777
D	006		Square	Work floor	0.000	12.00	5.300	52.00	0.00	0.00	52.000	0.000	52.0	51.1	4.50	2,777
D	007		Square	Work floor	0.000	10.80	6.800	52.00	0.00	0.00	52.000	0.000	52.0	59.0	4.80	3,215
D	008		Square	Work floor	0.000	8.000	10.80	70.00	0.00	0.00	70.000	0.000	70.0	69.5	5.20	5,118
D	009		Square	Work floor	0.000	8.000	6.800	52.00	0.00	0.00	52.000	0.000	52.0	43.7	3.50	2,352
D	010		Square	Work floor	0.000	8.000	6.800	52.00	0.00	0.00	52.000	0.000	52.0	43.7	3.50	2,352
D	011		Square	Work floor	0.000	10.80	6.800	52.00	0.00	0.00	52.000	0.000	52.0	59.0	4.80	3,215
D	013		Square	Work floor	0.000	8.000	10.80	70.00	0.00	0.00	70.000	0.000	70.0	69.5	5.20	5,118
D	015		Square	Work floor	0.000	12.00	5.300	51.00	0.00	0.00	51.000	0.000	51.0	51.1	4.50	2,723
D	017		Square	Work floor	0.000	12.00	5.300	52.00	0.00	0.00	52.000	0.000	52.0	51.1	4.50	2,777
D	018 T		Square	Work floor	0.000	8.000	5.300	60.00	0.00	0.00	60.000	0.000	60.0	34.1	3.00	2,107
D	018B		Square	Work floor 18t 60'	0.000	8.000	10.80	8.000	0.00	0.00	8.000	0.000	8.0	69.5	5.20	585
D	019		Square	Work floor	0.000	8.000	5.300	52.00	0.00	0.00	52.000	0.000	52.0	34.1	3.00	1,826
D	020		Square	Work floor	0.000	4.000	4.000	33.00	0.00	0.00	33.000	0.000	33.0	12.9	2.00	435
D	021 T		Square	Work floor	0.000	5.000	4.000	33.00	0.00	0.00	33.000	0.000	33.0	16.1	2.00	542
D	021B		Square	Work floor 21T 33'	0.000	9.400	4.000	10.00	0.00	0.00	10.000	0.000	10.0	30.2	2.50	310
D	022		Square	Work floor	0.000	9.400	4.000	43.00	0.00	0.00	43.000	0.000	43.0	30.2	2.50	1,331
D	101 T		Square	work floor	0.000	14.90	9.100	57.00	0.00	0.00	57.000	0.000	57.0	109.0	6.20	6,598

Exam Date: 01/11/2010

Falkirk Farmers Elevator Co

Page: 7

Examiner: 1

101 Main Street
Washburn, ND

County:

Status	Section	Bin Number	Bin Type	Base Point	Diameter or Bu/Ft (Irreg.)	Length	Width	Side wall	Add for Hopper	Ded. for Obst.	Effective Depth	Add for Peak	Depth for Capac.	Bushels per Foot	Base Pack%	Bushel Capacity with Pack
--------	---------	------------	----------	------------	-------------------------------	--------	-------	--------------	----------------------	----------------------	--------------------	--------------------	------------------------	------------------------	---------------	------------------------------

Facility: Hazen

Section: D

D	101B		Square	work floor 101t 57'	0.000	13.90	9.100	11.00	0.00	0.00	11.000	0.000	11.0	101.7	6.00	1,186
D	102 T		Square	work floor	0.000	13.00	9.100	57.00	0.00	0.00	57.000	0.000	57.0	95.1	6.00	5,746
D	102B		Square	work floor 102t 57'	0.000	10.50	9.100	11.00	0.00	0.00	11.000	0.000	11.0	76.8	5.50	891
D	103 T		Square	work floor	0.000	14.90	8.500	57.00	0.00	0.00	57.000	0.000	57.0	101.8	6.00	6,151
D	103B		Square	work floor 103t 57'	0.000	13.90	8.500	11.00	0.00	0.00	11.000	0.000	11.0	95.0	6.00	1,108
D	104 T		Square	work floor	0.000	13.00	8.500	57.00	0.00	0.00	57.000	0.000	57.0	88.8	5.80	5,356
D	104B		Square	work floor 104t 57'	0.000	10.50	8.500	11.00	0.00	0.00	11.000	0.000	11.0	71.7	5.20	830
D	105 T		Square	work floor	0.000	14.90	8.500	57.00	0.00	0.00	57.000	0.000	57.0	101.8	6.00	6,151
D	105B		Square	work floor 105t 57'	0.000	13.90	8.500	11.00	0.00	0.00	11.000	0.000	11.0	95.0	6.00	1,108
D	106 T		Square	work floor	0.000	13.00	8.500	57.00	0.00	0.00	57.000	0.000	57.0	88.8	5.80	5,356
D	106B		Square	work floor 106t 57'	0.000	10.50	8.500	11.00	0.00	0.00	11.000	0.000	11.0	71.7	5.20	830
D	317		Round	Work floor	29.800	0.000	0.000	40.00	0.00	0.00	40.000	0.000	40.0	560.7	9.00	24,447
D	401		Peaked	Top of sidewall	30.000	0.000	0.000	61.50	0.00	0.00	61.500	1.800	63.3	568.2	9.00	39,204
D	402		Peaked	Top of sidewall	33.000	0.000	0.000	64.00	0.00	0.00	64.000	2.000	66.0	687.5	9.50	49,686
D	501		Peaked	Work floor	12.500	0.000	0.000	12.00	2.00	0.00	14.000	0.800	14.8	98.6	5.00	1,532
D	502		Peaked	Work floor	12.500	0.000	0.000	12.00	2.00	0.00	14.000	0.800	14.8	98.6	5.00	1,532
D	503		Peaked	Work floor	12.500	0.000	0.000	12.00	2.00	0.00	14.000	0.800	14.8	98.6	5.00	1,532
D	504		Peaked	Work floor	15.000	0.000	0.000	15.00	2.00	0.00	17.000	0.900	17.9	142.1	5.50	2,684
D	505		Peaked	Work floor	15.000	0.000	0.000	15.00	2.00	0.00	17.000	0.900	17.9	142.1	5.50	2,684
D	506		Peaked	Work floor	15.000	0.000	0.000	15.00	2.00	0.00	17.000	0.900	17.9	142.1	5.50	2,684
D	507		Peaked	Work floor	15.000	0.000	0.000	15.00	2.00	0.00	17.000	0.900	17.9	142.1	5.50	2,684

Exam Date: 01/11/2010

Falkirk Farmers Elevator Co

101 Main Street

Examiner: 1

Washburn, ND

County:

Status	Section	Bin Number	Bin Type	Base Point	Diameter or Bu/Ft (Ireg.)	Length	Width	Side wall	Add for Hopper	Ded. for Obst.	Effective Depth	Add for Peak	Depth for Capac.	Bushels per Foot	Base Pack%	Bushel Capacity with Pack
--------	---------	------------	----------	------------	---------------------------	--------	-------	-----------	----------------	----------------	-----------------	--------------	------------------	------------------	------------	---------------------------

Facility: Hazen

Section: D

Added	D	508	Peaked	Work floor	15.000	0.000	0.000	15.00	2.00	0.00	17.000	0.900	17.9	142.1	5.50	2,684
Added	D	509	Peaked	Work floor	15.000	0.000	0.000	15.00	2.00	0.00	17.000	0.900	17.9	142.1	5.50	2,684
Added	D	510	Peaked	Work floor	15.000	0.000	0.000	15.00	2.00	0.00	17.000	0.900	17.9	142.1	5.50	2,684
Added	D	511	Peaked	Work floor	15.000	0.000	0.000	15.00	2.00	0.00	17.000	0.900	17.9	142.1	5.50	2,684
Added	D	512	Peaked	top of sidewall	15.500	0.000	0.000	15.00	2.20	0.00	17.200	0.900	18.1	151.7	5.50	2,897
Added	D	513	Peaked	top of sidewall	15.500	0.000	0.000	15.00	2.20	0.00	17.200	0.900	18.1	151.7	5.50	2,897
Added	D	514	Peaked	top of sidewall	15.500	0.000	0.000	15.00	2.20	0.00	17.200	0.900	18.1	151.7	5.50	2,897
Added	D	515	Peaked	top of sidewall	15.500	0.000	0.000	15.00	2.20	0.00	17.200	0.900	18.1	151.7	5.50	2,897
Added	D	516	Peaked	top of sidewall	15.500	0.000	0.000	15.00	2.20	0.00	17.200	0.900	18.1	151.7	5.50	2,897
Added	D	517	Peaked	top of sidewall	15.500	0.000	0.000	15.00	2.20	0.00	17.200	0.900	18.1	151.7	5.50	2,897

Bin count: 52 Facility: Hazen Section: D Total: **242,591**
 To Even: **243,000**

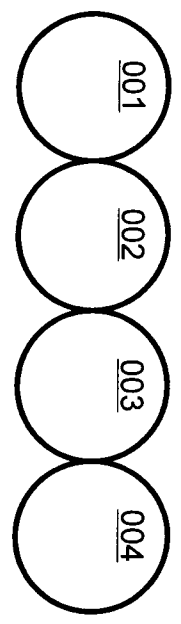
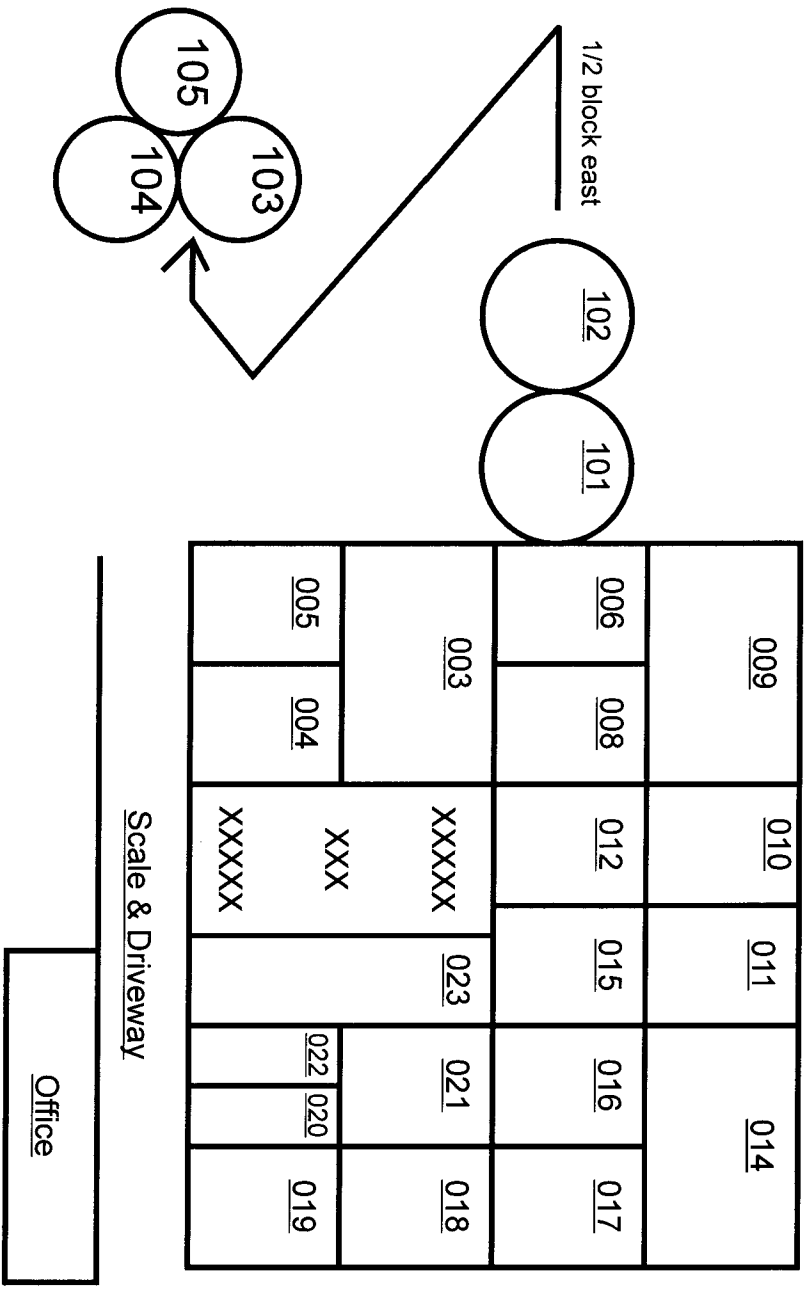
<p><u>Overall Licensed Bin Capacity for:</u> Falkirk Farmers Elevator Co Bin count: 122</p>	<p>Licensed Capacity: (includes pack) 1,413,153 Bu.</p>
<p>Licensed Capacity (to even): (includes pack and section totals are rounded up to next highest 1000)</p>	<p>1,416,000 Bu.</p>

Falkirk Farmers Elevator Co.

Falkirk, North Dakota

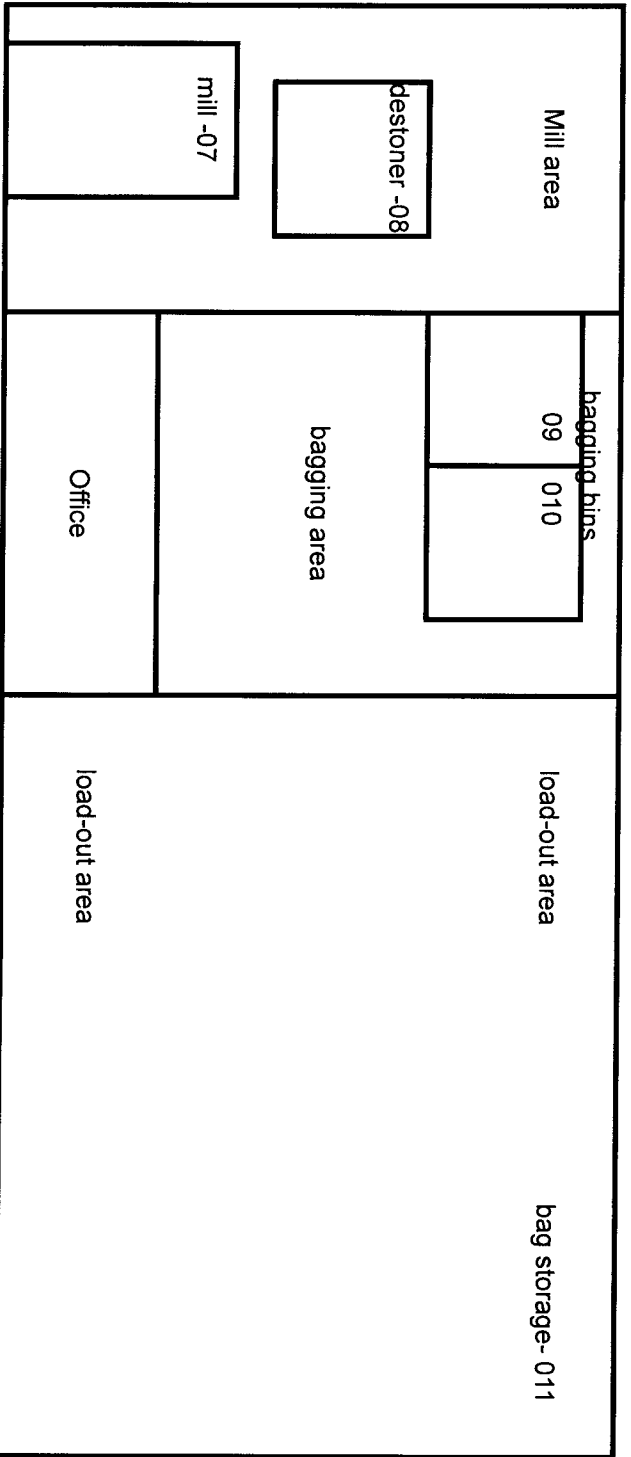
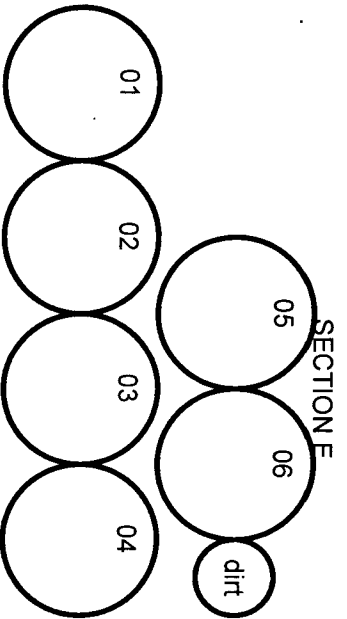
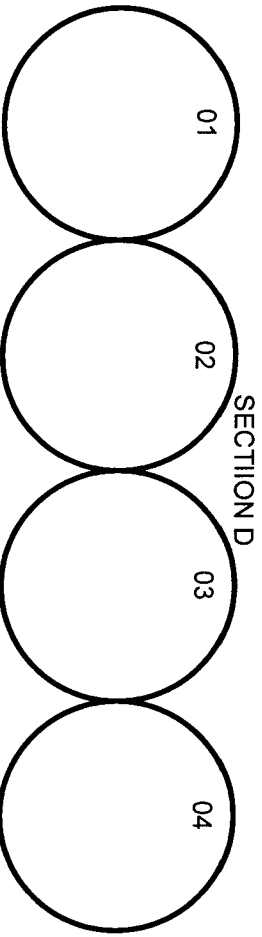
Section A

#####

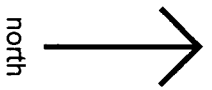


section C
Located north east of elevator

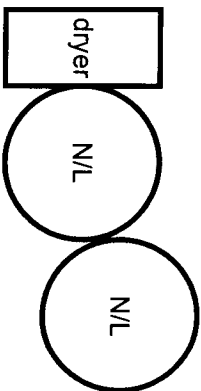
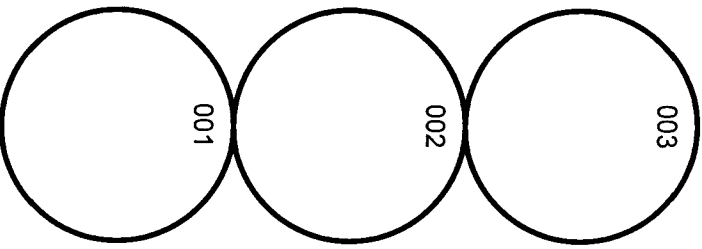
FALKIRK FARMERS ELEVATOR CO.
FALKIRK NORTH DAKOTA
SECTION D & E
PEA & BEAN RECEIVING & PROCESSING



FALKIRK FARMERS ELEVATOR CO.
FALKIRK NORTH DAKOTA
SECTION C
located 1 block N/E of elevator Section A



SECTION C



SECTION C

