

Exam Date:03/29/2010

Farmers Elevator Company of Forest River

Page: 1

Examiner: 2

Box 98

Forest River , ND

County:

Phone: 701-248-3252

CCC Number:

| Location/Container Numbers/Comments | Section | Capacity |
|---|---------------|----------------|
| PART A - ADDITIONAL SPACE TO BE INCLUDED UNDER LICENSE | | |
| ground-1 | G | 87,286 |
| ground-2 | G | 66,948 |
| | Total: | 154,234 |
| PART B - SPACE TO BE DELETED UNDER LICENSE | | |
| <NO BINS DELETED> | | |
| | Total: | 0 |
| PART C - ALL SPACE TO BE INCLUDED UNDER LICENSE | | |
| | A | 457,000 |
| | B | 12,000 |
| | C | 51,000 |
| | G | 155,000 |
| | Total: | 675,000 |
| PART D - TOTAL CAPACITY BY FUNCTIONAL UNIT | | |
| Forest River 333 | A B C G | 675,000 |
| | Total: | 675,000 |

Exam Date:03/29/2010

Farmers Elevator Company of Forest River
Box 98
Forest River , ND
County:

Examiner: 2

Page: 1

| Status | Section | Bin Number | Bin Type | Base Point | Diameter or Bu/Ft (Irreg). | | Side wall | Add for Hopper | Ded. for Obst. | Effective Depth | Add for Peak | Depth for Capac. | Bushels per Foot | Base Pack% | Bushel Capacity with Pack |
|--------|---------|------------|----------|------------|-------------------------------|-------|--------------|----------------------|----------------------|--------------------|--------------------|------------------------|------------------------|---------------|------------------------------|
| | | | | | Length | Width | | | | | | | | | |

Facility: Forest River

Section: A

| | | | | | | | | | | | | | | | | |
|---|-------|--------|------------------------------|--|-------|-------|-------|-------|------|------|--------|-------|------|-------|------|-------|
| A | 002 T | Square | bin floor | | 0.000 | 5.100 | 3.200 | 20.00 | 0.00 | 0.00 | 20.000 | 0.000 | 20.0 | 13.1 | 2.00 | 267 |
| A | 002 B | Square | bin floor -- top 20' | | 0.000 | 10.50 | 3.200 | 22.00 | 0.00 | 0.00 | 22.000 | 0.000 | 22.0 | 27.0 | 2.50 | 609 |
| A | 003 | Square | bin floor | | 0.000 | 5.000 | 3.200 | 20.00 | 0.00 | 0.00 | 20.000 | 0.000 | 20.0 | 12.9 | 2.00 | 263 |
| A | 004 | Square | bin floor | | 0.000 | 5.000 | 5.900 | 51.00 | 0.00 | 0.00 | 51.000 | 0.000 | 51.0 | 23.7 | 2.00 | 1,233 |
| A | 005 | Square | bin floor | | 0.000 | 5.000 | 5.800 | 51.00 | 0.00 | 0.00 | 51.000 | 0.000 | 51.0 | 23.3 | 2.00 | 1,212 |
| A | 006 T | Square | bin floor | | 0.000 | 5.100 | 12.00 | 52.50 | 0.00 | 0.00 | 52.500 | 0.000 | 52.5 | 49.2 | 4.20 | 2,691 |
| A | 006 B | Square | bin floor -- top floor 52.5' | | 0.000 | 10.40 | 11.80 | 12.50 | 0.00 | 0.00 | 12.500 | 0.000 | 12.5 | 98.6 | 6.00 | 1,307 |
| A | 007 | Square | bin floor | | 0.000 | 11.00 | 6.100 | 49.00 | 0.00 | 0.00 | 49.000 | 0.000 | 49.0 | 53.9 | 4.50 | 2,760 |
| A | 008 | Square | bin floor | | 0.000 | 11.00 | 5.500 | 49.00 | 0.00 | 0.00 | 49.000 | 0.000 | 49.0 | 48.6 | 4.20 | 2,481 |
| A | 009 | Square | bin floor | | 0.000 | 10.80 | 12.00 | 65.00 | 0.00 | 0.00 | 65.000 | 0.000 | 65.0 | 104.2 | 6.00 | 7,179 |
| A | 010 T | Square | bin floor | | 0.000 | 10.90 | 4.000 | 14.00 | 0.00 | 0.00 | 14.000 | 0.000 | 14.0 | 35.0 | 3.00 | 505 |
| A | 010 B | Square | bin floor -- top 14' | | 0.000 | 10.80 | 6.400 | 35.00 | 0.00 | 0.00 | 35.000 | 0.000 | 35.0 | 55.6 | 4.80 | 2,039 |
| A | 012 | Square | bin floor | | 0.000 | 6.400 | 5.000 | 50.00 | 0.00 | 0.00 | 50.000 | 0.000 | 50.0 | 25.7 | 2.50 | 1,317 |
| A | 013 | Square | bin floor | | 0.000 | 10.80 | 6.600 | 49.00 | 0.00 | 0.00 | 49.000 | 0.000 | 49.0 | 57.3 | 4.80 | 2,943 |
| A | 014 | Square | bin floor | | 0.000 | 6.600 | 5.000 | 50.00 | 0.00 | 0.00 | 50.000 | 0.000 | 50.0 | 26.5 | 2.50 | 1,358 |
| A | 015 | Square | bin floor | | 0.000 | 10.80 | 12.10 | 65.00 | 0.00 | 0.00 | 65.000 | 0.000 | 65.0 | 105.0 | 6.00 | 7,235 |
| A | 016 | Square | bin floor | | 0.000 | 11.00 | 5.500 | 49.00 | 0.00 | 0.00 | 49.000 | 0.000 | 49.0 | 48.6 | 4.20 | 2,481 |
| A | 017 | Square | bin floor | | 0.000 | 11.00 | 6.100 | 49.00 | 0.00 | 0.00 | 49.000 | 0.000 | 49.0 | 53.9 | 4.50 | 2,760 |
| A | 019 | Square | bin floor | | 0.000 | 5.500 | 6.600 | 50.00 | 0.00 | 0.00 | 50.000 | 0.000 | 50.0 | 29.2 | 2.50 | 1,497 |
| A | 020 T | Square | bin floor | | 0.000 | 5.100 | 12.10 | 52.50 | 0.00 | 0.00 | 52.500 | 0.000 | 52.5 | 49.6 | 4.20 | 2,713 |
| A | 020 B | Square | bin floor --top 52.5' | | 0.000 | 10.40 | 11.80 | 12.50 | 0.00 | 0.00 | 12.500 | 0.000 | 12.5 | 98.6 | 6.00 | 1,307 |

Exam Date:03/29/2010

Farmers Elevator Company of Forest River
Box 98
Forest River , ND
County:

Page: 2

Examiner: 2

| Status | Section | Bin Number | Bin Type | Base Point | Diameter or Bu/Ft (Irreg.) Length | Width | Side wall | Add for Hopper | Ded. for Obst. | Effective Depth | Add for Peak | Depth for Capac. | Bushels per Foot | Base Pack% | Bushel Capacity with Pack |
|--------|---------|------------|----------|------------|---|-------|--------------|----------------------|----------------------|--------------------|--------------------|------------------------|------------------------|---------------|------------------------------|
|--------|---------|------------|----------|------------|---|-------|--------------|----------------------|----------------------|--------------------|--------------------|------------------------|------------------------|---------------|------------------------------|

Facility: Forest River

Section: A

| | | | | | | | | | | | | | | | | |
|---|-------|--------|----------------------|--|-------|-------|-------|-------|------|------|--------|-------|------|-------|------|-------|
| A | 021 | Square | bin floor | | 0.000 | 5.000 | 5.900 | 51.00 | 0.00 | 0.00 | 51.000 | 0.000 | 51.0 | 23.7 | 2.00 | 1,233 |
| A | 022 | Square | bin floor | | 0.000 | 5.000 | 5.800 | 51.00 | 0.00 | 0.00 | 51.000 | 0.000 | 51.0 | 23.3 | 2.00 | 1,212 |
| A | 023 | Square | bin floor | | 0.000 | 10.50 | 2.800 | 46.00 | 0.00 | 0.00 | 46.000 | 0.000 | 46.0 | 23.6 | 2.00 | 1,108 |
| A | 024 | Square | bin floor | | 0.000 | 5.500 | 6.400 | 50.00 | 0.00 | 0.00 | 50.000 | 0.000 | 50.0 | 28.3 | 2.50 | 1,450 |
| A | 101 | Square | bin floor | | 0.000 | 11.50 | 11.50 | 39.00 | 0.00 | 0.00 | 39.000 | 0.000 | 39.0 | 106.3 | 6.20 | 4,403 |
| A | 102 | Square | bin floor | | 0.000 | 11.50 | 11.70 | 39.00 | 0.00 | 0.00 | 39.000 | 0.000 | 39.0 | 108.2 | 6.20 | 4,482 |
| A | 103 | Square | bin floor | | 0.000 | 11.50 | 11.70 | 39.00 | 0.00 | 0.00 | 39.000 | 0.000 | 39.0 | 108.2 | 6.20 | 4,482 |
| A | 104 | Square | bin floor | | 0.000 | 11.50 | 11.50 | 39.00 | 0.00 | 0.00 | 39.000 | 0.000 | 39.0 | 106.3 | 6.20 | 4,403 |
| A | 105 T | Square | bin floor | | 0.000 | 11.60 | 11.50 | 40.00 | 0.00 | 0.00 | 40.000 | 0.000 | 40.0 | 107.2 | 6.20 | 4,554 |
| A | 105 B | Square | bin floor -- top 40' | | 0.000 | 15.10 | 11.50 | 7.000 | 0.00 | 0.00 | 7.000 | 0.000 | 7.0 | 139.6 | 6.80 | 1,043 |
| A | 106 T | Square | bin floor | | 0.000 | 11.60 | 11.70 | 40.00 | 0.00 | 0.00 | 40.000 | 0.000 | 40.0 | 109.1 | 6.20 | 4,635 |
| A | 106 B | Square | bin floor -- top 40' | | 0.000 | 15.10 | 11.70 | 7.000 | 0.00 | 0.00 | 7.000 | 0.000 | 7.0 | 142.0 | 6.80 | 1,062 |
| A | 107 T | Square | bin floor | | 0.000 | 11.60 | 11.70 | 40.00 | 0.00 | 0.00 | 40.000 | 0.000 | 40.0 | 109.1 | 6.20 | 4,635 |
| A | 107 B | Square | bin floor -- top 40' | | 0.000 | 15.10 | 11.70 | 7.000 | 0.00 | 0.00 | 7.000 | 0.000 | 7.0 | 142.0 | 6.80 | 1,062 |
| A | 108 T | Square | bin floor | | 0.000 | 11.60 | 11.50 | 40.00 | 0.00 | 0.00 | 40.000 | 0.000 | 40.0 | 107.2 | 6.20 | 4,554 |
| A | 108 B | Square | bin floor -- top 40' | | 0.000 | 15.10 | 11.50 | 7.000 | 0.00 | 0.00 | 7.000 | 0.000 | 7.0 | 139.6 | 6.80 | 1,043 |
| A | 109 T | Square | bin floor | | 0.000 | 11.70 | 11.50 | 40.00 | 0.00 | 0.00 | 40.000 | 0.000 | 40.0 | 108.2 | 6.20 | 4,596 |
| A | 109 B | Square | bin floor -- top 40' | | 0.000 | 15.20 | 11.50 | 7.000 | 0.00 | 0.00 | 7.000 | 0.000 | 7.0 | 140.5 | 6.80 | 1,051 |
| A | 110 T | Square | bin floor | | 0.000 | 11.70 | 11.70 | 40.00 | 0.00 | 0.00 | 40.000 | 0.000 | 40.0 | 110.0 | 6.20 | 4,673 |
| A | 110 B | Square | bin floor -- top 40' | | 0.000 | 15.20 | 11.70 | 7.000 | 0.00 | 0.00 | 7.000 | 0.000 | 7.0 | 143.0 | 6.80 | 1,069 |
| A | 111 T | Square | bin floor | | 0.000 | 11.70 | 11.70 | 40.00 | 0.00 | 0.00 | 40.000 | 0.000 | 40.0 | 110.0 | 6.20 | 4,673 |

Exam Date:03/29/2010

Farmers Elevator Company of Forest River
Box 98
Forest River , ND
County:

Page: 3

| Status | Section | Bin Number | Bin Type | Base Point | Diameter or Bu/Ft (Irreg.) | | Side wall | Add for Hopper | Ded. for Obst. | Effective Depth | Add for Peak | Depth for Capac. | Bushels per Foot | Base Pack% | Bushel Capacity with Pack |
|--------|---------|------------|----------|------------|-------------------------------|-------|--------------|----------------------|----------------------|--------------------|--------------------|------------------------|------------------------|---------------|------------------------------|
| | | | | | Length | Width | | | | | | | | | |

Facility: Forest River

Section: A

| | | | | | | | | | | | | | | | |
|---|-------|--------|-------------------------------|-------|-------|-------|-------|------|------|--------|-------|------|-------|------|-------|
| A | 111 B | Square | bin floor -- top 40' | 0.000 | 15.20 | 11.70 | 7.000 | 0.00 | 0.00 | 7.000 | 0.000 | 7.0 | 143.0 | 6.80 | 1,069 |
| A | 112 T | Square | bin floor | 0.000 | 11.70 | 11.50 | 40.00 | 0.00 | 0.00 | 40.000 | 0.000 | 40.0 | 108.2 | 6.20 | 4,596 |
| A | 112 B | Square | bin floor --- top 40' | 0.000 | 15.20 | 11.50 | 7.000 | 0.00 | 0.00 | 7.000 | 0.000 | 7.0 | 140.5 | 6.80 | 1,051 |
| A | 301 T | Square | bin floor | 0.000 | 10.50 | 13.20 | 58.00 | 0.00 | 0.00 | 58.000 | 0.000 | 58.0 | 111.4 | 6.20 | 6,862 |
| A | 301 B | Square | bin floor -- top 58' | 0.000 | 13.70 | 13.10 | 7.000 | 0.00 | 0.00 | 7.000 | 0.000 | 7.0 | 144.3 | 6.80 | 1,079 |
| A | 302 | Square | bin floor | 0.000 | 11.00 | 13.20 | 57.00 | 0.00 | 0.00 | 57.000 | 0.000 | 57.0 | 116.7 | 6.20 | 7,064 |
| A | 303 T | Square | bin floor | 0.000 | 10.50 | 13.20 | 58.00 | 0.00 | 0.00 | 58.000 | 0.000 | 58.0 | 111.4 | 6.20 | 6,862 |
| A | 303 B | Square | bin floor -- top 58' | 0.000 | 13.70 | 13.10 | 7.000 | 0.00 | 0.00 | 7.000 | 0.000 | 7.0 | 144.3 | 6.80 | 1,079 |
| A | 304 T | Square | bin floor | 0.000 | 10.50 | 13.70 | 58.00 | 0.00 | 0.00 | 58.000 | 0.000 | 58.0 | 115.6 | 6.20 | 7,121 |
| A | 304 B | Square | bin floor | 0.000 | 13.70 | 13.40 | 7.000 | 0.00 | 0.00 | 7.000 | 0.000 | 7.0 | 147.6 | 6.80 | 1,103 |
| A | 305 | Square | bin floor | 0.000 | 11.00 | 13.70 | 57.00 | 0.00 | 0.00 | 57.000 | 0.000 | 57.0 | 121.1 | 6.50 | 7,352 |
| A | 306 T | Square | bin floor | 0.000 | 10.50 | 13.70 | 58.00 | 0.00 | 0.00 | 58.000 | 0.000 | 58.0 | 115.6 | 6.20 | 7,121 |
| A | 306 B | Square | bin floor -- top 58' | 0.000 | 13.70 | 13.40 | 7.000 | 0.00 | 0.00 | 7.000 | 0.000 | 7.0 | 147.6 | 6.80 | 1,103 |
| A | 307 T | Square | bin floor | 0.000 | 13.50 | 10.50 | 58.00 | 0.00 | 0.00 | 58.000 | 0.000 | 58.0 | 113.9 | 6.20 | 7,016 |
| A | 307 B | Square | bin floor -- top 58' | 0.000 | 13.70 | 13.40 | 7.000 | 0.00 | 0.00 | 7.000 | 0.000 | 7.0 | 147.6 | 6.80 | 1,103 |
| A | 308 | Square | bin floor | 0.000 | 13.50 | 11.00 | 57.00 | 0.00 | 0.00 | 57.000 | 0.000 | 57.0 | 119.4 | 6.20 | 7,228 |
| A | 309 T | Square | bin floor | 0.000 | 13.50 | 10.50 | 58.00 | 0.00 | 0.00 | 58.000 | 0.000 | 58.0 | 113.9 | 6.20 | 7,016 |
| A | 309 B | Square | bin floor -- top 58' | 0.000 | 13.70 | 13.40 | 7.000 | 0.00 | 0.00 | 7.000 | 0.000 | 7.0 | 147.6 | 6.80 | 1,103 |
| A | 310 T | Square | bin floor | 0.000 | 13.60 | 10.50 | 58.00 | 0.00 | 0.00 | 58.000 | 0.000 | 58.0 | 114.8 | 6.20 | 7,071 |
| A | 310 B | Square | bin floor -- top 58' | 0.000 | 13.70 | 13.40 | 7.000 | 0.00 | 0.00 | 7.000 | 0.000 | 7.0 | 147.6 | 6.80 | 1,103 |
| A | 311 T | Square | bin floor -- top 34' is scale | 0.000 | 13.20 | 10.50 | 12.50 | 0.00 | 0.00 | 12.500 | 0.000 | 12.5 | 111.4 | 6.20 | 1,479 |

Exam Date:03/29/2010

Farmers Elevator Company of Forest River

Page: 4

Examiner: 2

Box 98
Forest River , ND
County:

| Status | Section | Bin Number | Bin Type | Base Point | Diameter or Bu/Ft (Irreg). | | Side wall | Add for Hopper | Ded. for Obst. | Effective Depth | Add for Peak | Depth for Capac. | Bushels per Foot | Base Pack% | Bushel Capacity with Pack |
|--------|---------|------------|----------|------------|-------------------------------|-------|--------------|----------------------|----------------------|--------------------|--------------------|------------------------|------------------------|---------------|------------------------------|
| | | | | | Length | Width | | | | | | | | | |

Facility: Forest River

Section: A

| | | | | | | | | | | | | | | | |
|---|-------|--------|---------------------------------|-------|-------|-------|-------|------|------|--------|-------|------|-------|------|--------|
| A | 311 M | Square | bin floor -- top 12.5'- M 12.3' | 0.000 | 13.20 | 10.50 | 12.30 | 0.00 | 0.00 | 12.300 | 0.000 | 12.3 | 111.4 | 6.20 | 1,455 |
| A | 311B | Square | bin floor -- 24.8' to bottm | 0.000 | 13.70 | 13.10 | 7.000 | 0.00 | 0.00 | 7.000 | 0.000 | 7.0 | 144.3 | 6.80 | 1,079 |
| A | 312 | Square | bin floor | 0.000 | 13.20 | 11.00 | 57.00 | 0.00 | 0.00 | 57.000 | 0.000 | 57.0 | 116.7 | 6.20 | 7,064 |
| A | 313 T | Square | bin floor | 0.000 | 13.20 | 10.50 | 58.00 | 0.00 | 0.00 | 58.000 | 0.000 | 58.0 | 111.4 | 6.20 | 6,862 |
| A | 313 B | Square | bin floor - top 58' | 0.000 | 13.70 | 13.10 | 7.000 | 0.00 | 0.00 | 7.000 | 0.000 | 7.0 | 144.3 | 6.80 | 1,079 |
| A | 314 T | Square | bin floor | 0.000 | 13.60 | 10.50 | 58.00 | 0.00 | 0.00 | 58.000 | 0.000 | 58.0 | 114.8 | 6.20 | 7,071 |
| A | 314 B | Square | bin floor -- top 58' | 0.000 | 13.70 | 13.40 | 7.000 | 0.00 | 0.00 | 7.000 | 0.000 | 7.0 | 147.6 | 6.80 | 1,103 |
| A | 315 | Square | bin floor | 0.000 | 13.60 | 11.00 | 57.00 | 0.00 | 0.00 | 57.000 | 0.000 | 57.0 | 120.3 | 6.50 | 7,303 |
| A | 401 T | Square | bin floor | 0.000 | 16.30 | 13.40 | 55.50 | 0.00 | 0.00 | 55.500 | 0.000 | 55.5 | 175.6 | 7.00 | 10,428 |
| A | 401 B | Square | bin floor -- top 55.5' | 0.000 | 13.70 | 13.20 | 6.500 | 0.00 | 0.00 | 6.500 | 0.000 | 6.5 | 145.4 | 6.80 | 1,009 |
| A | 402 T | Square | bin floor | 0.000 | 16.30 | 13.40 | 55.50 | 0.00 | 0.00 | 55.500 | 0.000 | 55.5 | 175.6 | 7.00 | 10,428 |
| A | 402 B | Square | bin floor --- top 55.5' | 0.000 | 13.70 | 13.20 | 6.500 | 0.00 | 0.00 | 6.500 | 0.000 | 6.5 | 145.4 | 6.80 | 1,009 |
| A | 403 T | Square | bin floor | 0.000 | 16.30 | 13.70 | 55.50 | 0.00 | 0.00 | 55.500 | 0.000 | 55.5 | 179.5 | 7.00 | 10,659 |
| A | 403 B | Square | bin floor -- top 55.5' | 0.000 | 13.70 | 13.50 | 6.500 | 0.00 | 0.00 | 6.500 | 0.000 | 6.5 | 148.7 | 6.80 | 1,033 |
| A | 404 T | Square | bin floor | 0.000 | 16.30 | 13.70 | 55.50 | 0.00 | 0.00 | 55.500 | 0.000 | 55.5 | 179.5 | 7.00 | 10,659 |
| A | 404 B | Square | bin floor -- top 55.5' | 0.000 | 13.70 | 13.50 | 6.500 | 0.00 | 0.00 | 6.500 | 0.000 | 6.5 | 148.7 | 6.80 | 1,033 |
| A | 405 T | Square | bin floor | 0.000 | 16.30 | 13.60 | 55.50 | 0.00 | 0.00 | 55.500 | 0.000 | 55.5 | 178.2 | 7.00 | 10,582 |
| A | 405 B | Square | bin floor -- top 55.5' | 0.000 | 13.70 | 13.40 | 6.500 | 0.00 | 0.00 | 6.500 | 0.000 | 6.5 | 147.6 | 6.80 | 1,024 |
| A | 406 T | Square | bin floor | 0.000 | 16.30 | 13.60 | 55.50 | 0.00 | 0.00 | 55.500 | 0.000 | 55.5 | 178.2 | 7.00 | 10,582 |
| A | 406 B | Square | bin floor -- top 55.5' | 0.000 | 13.70 | 13.40 | 6.500 | 0.00 | 0.00 | 6.500 | 0.000 | 6.5 | 147.6 | 6.80 | 1,024 |
| A | 407 T | Square | bin floor | 0.000 | 16.30 | 13.70 | 55.50 | 0.00 | 0.00 | 55.500 | 0.000 | 55.5 | 179.5 | 7.00 | 10,659 |

Exam Date:03/29/2010

Farmers Elevator Company of Forest River
Box 98
Forest River , ND
County:

Page: 5

| Status | Section | Bin Number | Bin Type | Base Point | Diameter or Bu/Ft (Irreg). | | Side wall | Add for Hopper | Ded. for Obst. | Effective Depth | Add for Peak | Depth for Capac. | Bushels per Foot | Base Pack% | Bushel Capacity with Pack |
|--------|---------|------------|----------|------------|-------------------------------|-------|--------------|----------------------|----------------------|--------------------|--------------------|------------------------|------------------------|---------------|------------------------------|
| | | | | | Length | Width | | | | | | | | | |

Facility: Forest River

Section: A

| | | | | | | | | | | | | | | | |
|---|-------|--------|------------------------|--------|-------|-------|-------|------|------|--------|-------|------|-------|------|--------|
| A | 407 B | Square | bin floor -- top 55.5' | 0.000 | 13.70 | 13.50 | 6.500 | 0.00 | 0.00 | 6.500 | 0.000 | 6.5 | 148.7 | 6.80 | 1,033 |
| A | 408 T | Square | bin floor | 0.000 | 16.30 | 13.70 | 55.50 | 0.00 | 0.00 | 55.500 | 0.000 | 55.5 | 179.5 | 7.00 | 10,659 |
| A | 408 B | Square | bin floor -- top 55.5' | 0.000 | 13.70 | 13.50 | 6.500 | 0.00 | 0.00 | 6.500 | 0.000 | 6.5 | 148.7 | 6.80 | 1,033 |
| A | 409 T | Square | bin floor | 0.000 | 16.30 | 13.30 | 55.50 | 0.00 | 0.00 | 55.500 | 0.000 | 55.5 | 174.3 | 7.00 | 10,351 |
| A | 409 B | Square | bin floor -- top 55.5' | 0.000 | 13.70 | 13.10 | 6.500 | 0.00 | 0.00 | 6.500 | 0.000 | 6.5 | 144.3 | 6.80 | 1,002 |
| A | 410 T | Square | bin floor | 0.000 | 16.30 | 13.30 | 55.50 | 0.00 | 0.00 | 55.500 | 0.000 | 55.5 | 174.3 | 7.00 | 10,351 |
| A | 410 B | Square | bin floor -- top 55.5' | 0.000 | 13.70 | 13.10 | 6.500 | 0.00 | 0.00 | 6.500 | 0.000 | 6.5 | 144.3 | 6.80 | 1,002 |
| A | 501 | Peaked | top of sidewall | 33.000 | 0.000 | 0.000 | 73.30 | 0.00 | 0.00 | 73.300 | 2.000 | 75.3 | 687.5 | 9.50 | 56,687 |
| A | 502 | Peaked | top of sidewall | 33.000 | 0.000 | 0.000 | 73.30 | 0.00 | 0.00 | 73.300 | 2.000 | 75.3 | 687.5 | 9.50 | 56,687 |

Bin count: 93

Facility: Forest River Section: A Total: **456,111**To Even: **457,000**

Section: B

| | | | | | | | | | | | | | | | |
|---|-----|--------|-----------------|--------|-------|-------|-------|------|------|--------|-------|------|-------|------|-------|
| B | 001 | Peaked | top of sidewall | 14.500 | 0.000 | 0.000 | 17.00 | 2.20 | 0.00 | 19.200 | 0.900 | 20.1 | 132.7 | 5.50 | 2,814 |
| B | 002 | Peaked | top of sidewall | 14.500 | 0.000 | 0.000 | 17.00 | 2.20 | 0.00 | 19.200 | 0.900 | 20.1 | 132.7 | 5.50 | 2,814 |
| B | 003 | Peaked | top of sidewall | 14.500 | 0.000 | 0.000 | 17.00 | 2.20 | 0.00 | 19.200 | 0.900 | 20.1 | 132.7 | 5.50 | 2,814 |
| B | 004 | Peaked | top of sidewall | 14.500 | 0.000 | 0.000 | 17.00 | 2.20 | 0.00 | 19.200 | 0.900 | 20.1 | 132.7 | 5.50 | 2,814 |

Bin count: 4

Facility: Forest River Section: B Total: **11,256**To Even: **12,000**

Client ID: 612

NDPSC Bin Capacity Chart

03/30/2010 10:41:26 AM

Exam Date:03/29/2010

Farmers Elevator Company of Forest River

Page: 6

Examiner: 2

Box 98

Forest River , ND

County:

| Status | Section | Bin Number | Bin Type | Base Point | Diameter or Bu/Ft (Irreg). | | Side wall | Add for Hopper | Ded. for Obst. | Effective Depth | Add for Peak | Depth for Capac. | Bushels per Foot | Base Pack% | Bushel Capacity with Pack |
|--------|---------|------------|----------|------------|-------------------------------|-------|--------------|----------------------|----------------------|--------------------|--------------------|------------------------|------------------------|---------------|------------------------------|
| | | | | | Length | Width | | | | | | | | | |

Facility: Forest River**Section: C**

| | | | | | | | | | | | | | | | | |
|-------------------|-----|----------|----------------|--|-------|-------|-------|-------|------|------|--------|-------|------|--------|---|---------------|
| C | 001 | Quonset | get dimensions | | 0.000 | 100.0 | 48.00 | 12.60 | 0.00 | 0.00 | 12.600 | 0.000 | 12.6 | 3673.1 | 10.0 | 50,909 |
| Bin count: | | 1 | | | | | | | | | | | | | | |
| | | | | | | | | | | | | | | | Facility: Forest River Section: C Total: | 50,909 |
| | | | | | | | | | | | | | | | To Even: | 51,000 |

Section: G

| | | | | | | | | | | | | | | | | |
|-------------------|---|----------|-----------|-----------------------------|--------|-------|-------|-------|------|------|-------|-------|------|--------|---|----------------|
| Added | G | ground-1 | Peaked | metal ring bunker on ground | 105.00 | 0.000 | 0.000 | 4.000 | 0.00 | 0.00 | 4.000 | 7.400 | 11.4 | 6960.6 | 10.0 | 87,286 |
| Added | G | ground-2 | Temporary | additional ground storage | 7.000 | 169.0 | 40.00 | 8.000 | 0.00 | 0.00 | 8.000 | 3.200 | 11.2 | 5434.1 | 10.0 | 66,948 |
| Bin count: | | 2 | | | | | | | | | | | | | | |
| | | | | | | | | | | | | | | | Facility: Forest River Section: G Total: | 154,234 |
| | | | | | | | | | | | | | | | To Even: | 155,000 |

Overall Licensed Bin Capacity for:

Farmers Elevator Company of Forest River

Bin count: 100

Licensed Capacity:

(includes pack)

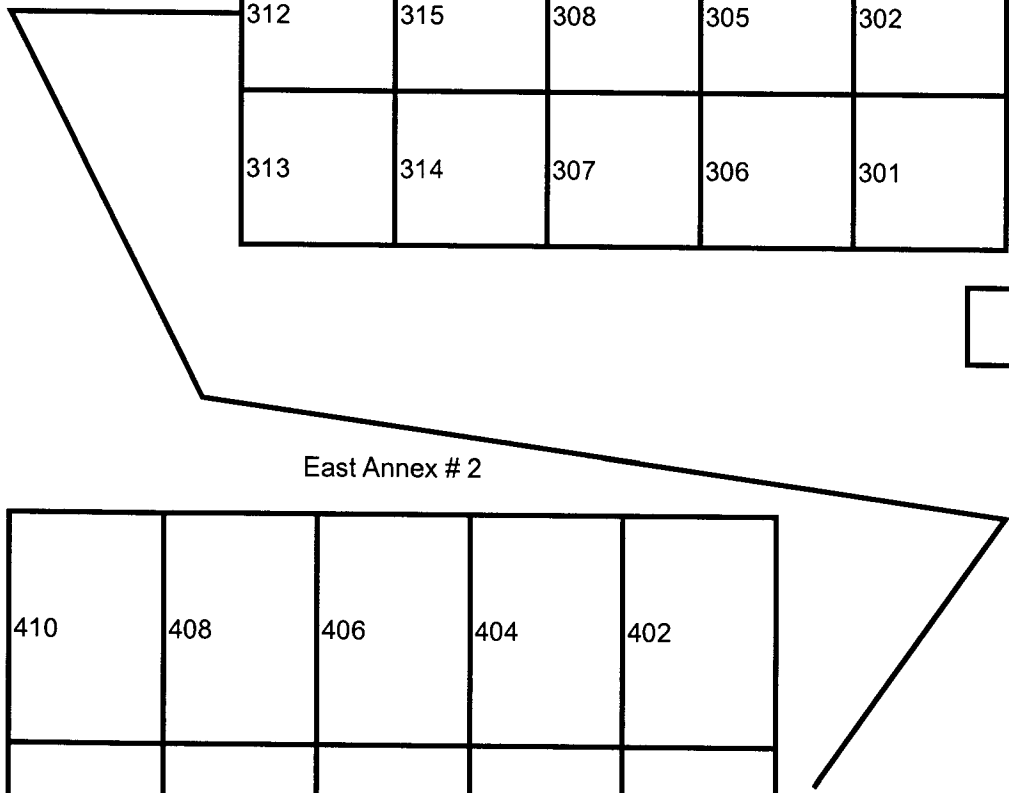
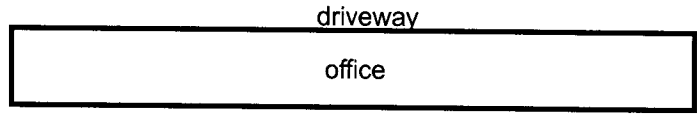
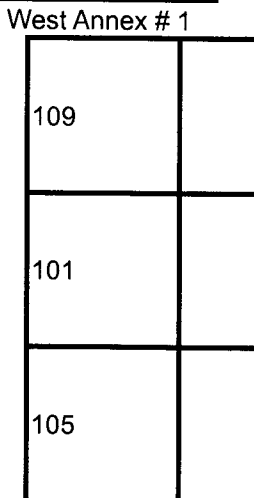
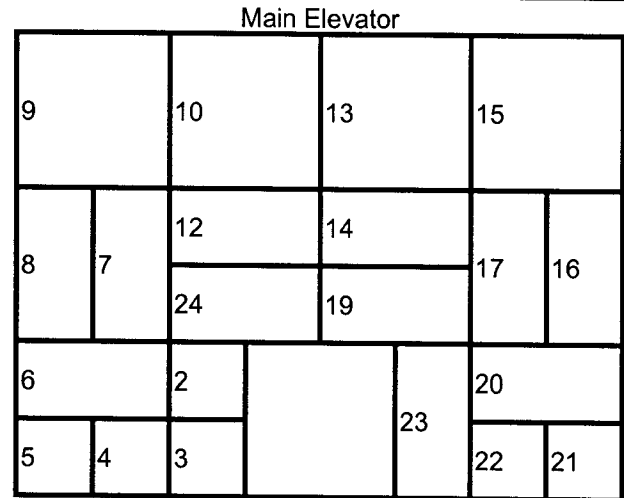
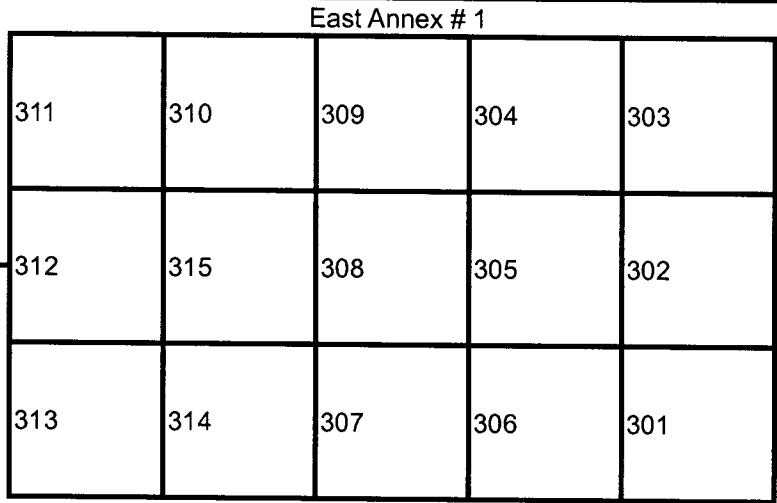
672,510 Bu.**Licensed Capacity (to even):**

(includes pack and section totals are rounded up to next highest 1000)

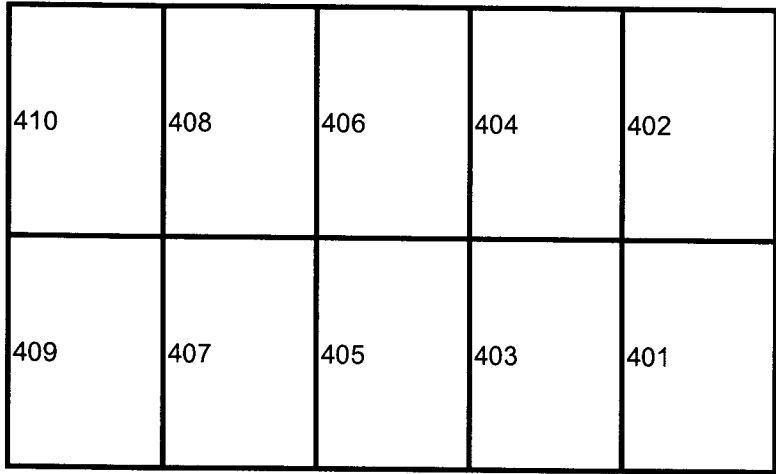
675,000 Bu.

FARMERS ELEVATOR COMPANY
 FOREST RIVER ND
 main elevator & east annex # 1 & # 2
 Section A

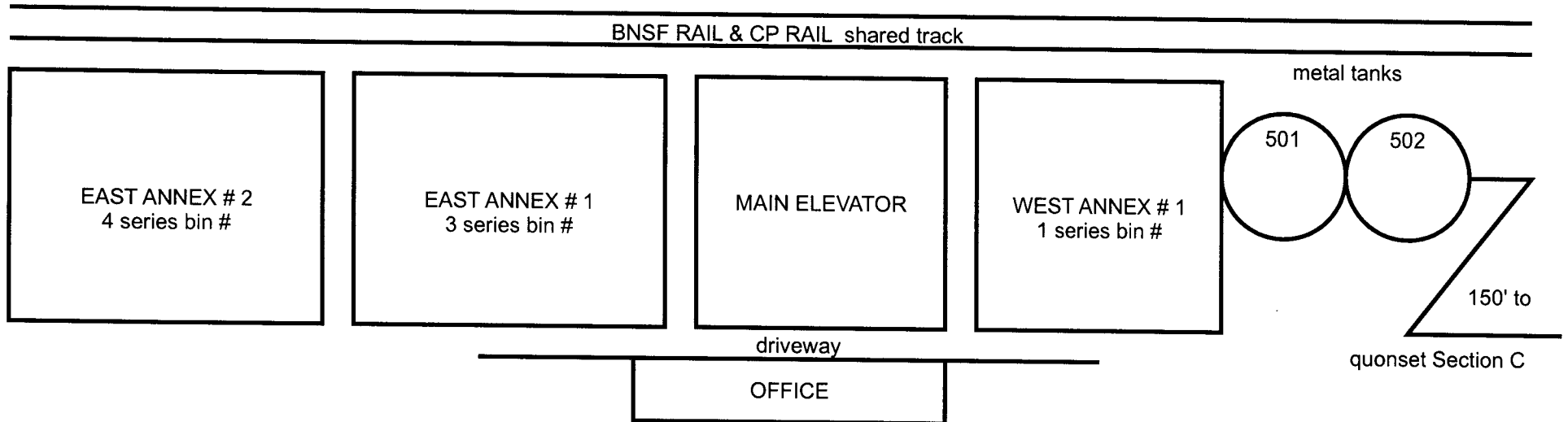
BNSF RAIL & CP RAIL shared track



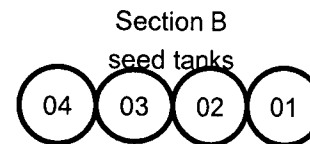
East Annex # 2



FARMERS ELEVATOR COMPANY
FOREST RIVER ND
SECTION A
basic layout



GROUND STORAGE
circular 105' diameter x 4' sidewall ground ring
located 400' east of elevator complex




FARMERS ELEVATOR COMPANY
FOREST RIVER ND
west annex # 1 & # 2
Section A

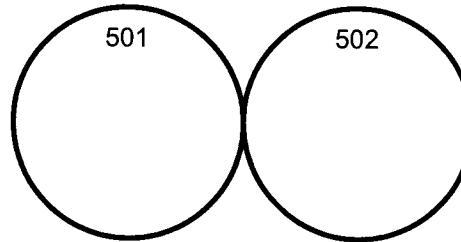
BNSF RAIL & CP RAIL

Main Elev.

West Annex # 1



metal tanks



150 ft.

section C
Quonset
001

SECTION B

