



# NEXTer<sup>TM</sup> Energy Resources Ashtabula Wind III

## NEXTer Energy

### Plan of the Day (POD)



Date: Friday, 9-17-10  
High: 56  
Precipitation Chances: 15%

COD: 12-15-10  
Low: 34

Days to COD: 90  
Winds: NW @ 14 mph  
Weather Forecast: Mostly Cloudy

#### NEXTer<sup>TM</sup> Energy Resources    Otter Tail    Blattner Energy    GE

#### Safety/Environmental:

- Be cautious of your speeds, obey traffic signs
- Rain yesterday, watch your footing

#### Civil/Erection:

- Subgrade at 278-281
- Gravel at 259
- Approach at 265-268

#### Foundations:

- Foundation excavation at 257-258
- Pour mud mat at 257-258
- Install bottom rebar mat at 265-266
- Install anchor bolts at 265-266
- Install top rebar mat at 265-266

#### Form base at 265-266

- Pour base at 253 & 267
- Form pedestal at 251-252
- Pour pedestal at 251-252

#### Collection:

- Trench and install 4/0 Jbox 1114 SW to 247
- Cable splicing at 1104

#### Electrical:

- Pedestal conduit at 251-252
- Smurf tube at 265-266
- Grounding grid at 245 & 248

#### Substation:


- Building foundations

RECEIVING (As of COB yesterday)			
	Total	Received	Balance
PMT XFR	40	40	
Grounding XFR	3	0	
4/0 Cable	251,642	122,687	128,955
500 KCM	42,438	0	42,438
1000 KCM	265,584	76,866	188,718
1250 KCMIL	85,586	46,938	38,648
12 Fiber SM FOC	211,602	228,504	-16,902
XFR Box Pads	40	20	20
Controllers	39	39	
Bases	39	39	
Mids	39	39	
Tops	39	39	
Nacelles	39	39	
Hubs	39	39	
Blade Sets	39	39	

Negative Number Indicates Overage of Cable

#### General Construction Status

	Complete	Total	% Complete
Roads Subgraded	32,318	68,421	47.2%
Roads Complete	25,128	68,421	36.7%
Silt Fence Installed	19,706	55,716	35.4%
Foundations Excavated	19	39	48.7%
Foundations Poured	4	39	10.3%
Foundations Backfilled	0	39	0.0%
Crane Pads Completed	0	39	0.0%
Tower Base Sections Erected	0	39	0.0%
Tower Mid Sections Erected	0	39	0.0%
Tower Top Sections Erected	0	39	0.0%
Nacelles Installed	0	39	0.0%
Rotors Installed	0	39	0.0%
Tower Wiring Complete	0	39	0.0%
Mechanically Complete	0	80	0.0%
Mechanically Complete	0	39	0.0%
Pre-Commissioned	0	39	0.0%
Final Commissioned	0	39	0.0%
4/0 Cable Trenched	8,301	251,642	3.3%
500 Cable Trenched	0	42,438	0.0%
1000 Cable Trenched	19,007	265,584	7.2%
1250 Cable Trenched	0	85,568	0.0%
Fiber Optic 12 Fiber SM	0	211,602	0.0%
Transformers Set/Terminated	0	39	0.0%
(as of COB yesterday)			




59 PU-10-147 Filed: 9/20/2010 Pages: 3  
Ashtabula Wind III Plan of the Day Reports Sept. 17, 18, & 20, 2010

Ashtabula Wind III, LLC



# NEXtera™ Energy Resources Ashtabula Wind III



## NEXtera Energy Plan of the Day (POD)

Date: Saturday, 9-18-10  
High: 58  
Precipitation Chances: 10%

COD: 12-15-10  
Low: 38

Days to COD: 89  
Winds: WNW @ 5 mph  
Weather Forecast: Cloudy

### NEXtera™ Energy Resources    Otter Tail    Blattner Energy    GE

**Safety/Environmental:**

- Be cautious of your speeds, obey traffic signs
- Dress appropriate for the weather

**Civil/Erection:**

▪

**Foundations:**

- Install anchor bolts at 260-261
- Install top rebar mat at 260-266
- Form base at 266

**Collection:**

▪

**Electrical:**

- Pedestal conduit at 253 & 257
- Smurf tube at 266
- Grounding grid at 245-246

**Substation:**

▪


RECEIVING (As of COB yesterday)			
	Total	Received	Balance
PMT XFR	40	40	0
Grounding XFR	3	0	3
4/0 Cable	251,642	122,687	128,955
500 KCM	42,438	0	42,438
1000 KCM	265,584	76,866	188,718
1250 KCMIL	85,586	56,372	29,214
12 Fiber SM FOC	211,602	228,504	-16,902
XFR Box Pads	40	20	20
Controllers	39	39	0
Bases	39	39	0
Mids	39	39	0
Tops	39	39	0
Nacelles	39	39	0
Hubs	39	39	0
Blade Sets	39	39	0

Negative Number Indicates Overage of Cable

### General Construction Status


	Complete	Total	% Complete
Roads Subgraded	32,318	68,421	47.2%
Roads Complete	25,128	68,421	36.7%
Silt Fence Installed	19,706	55,716	35.4%
Foundations Excavated	21	39	53.8%
Foundations Poured	6	39	15.4%
Foundations Backfilled	0	39	0.0%
Crane Pads Completed	0	39	0.0%
Tower Base Sections Erected	0	39	0.0%
Tower Mid Sections Erected	0	39	0.0%
Tower Top Sections Erected	0	39	0.0%
Nacelles Installed	0	39	0.0%
Rotors Installed	0	39	0.0%
Tower Wiring Complete	0	39	0.0%
Mechanically Complete	0	80	0.0%
Mechanically Complete	0	39	0.0%
Pre-Commissioned	0	39	0.0%
Final Commissioned	0	39	0.0%
4/0 Cable Trenched	10,671	251,642	4.2%
500 Cable Trenched	0	42,438	0.0%
1000 Cable Trenched	20,921	265,584	7.9%
1250 Cable Trenched	0	85,568	0.0%
Fiber Optic 12 Fiber SM	0	211,602	0.0%
Transformers Set/Terminated	0	39	0.0%

(as of COB yesterday)





# NEXtera™ Energy Resources Ashtabula Wind III



## NEXtera Energy Plan of the Day (POD)

Date: Monday, 9-20-10  
High: 68  
Precipitation Chances: 25%

COD: 12-15-10  
Low: 45

Days to COD: 87  
Winds: S @ 15 mph  
Weather Forecast: Mostly Cloudy

### NEXtera™ Energy Resources    Otter Tail    Blattner Energy    GE

**Safety/Environmental:**

- Be cautious of your speeds, obey traffic signs
- Wear proper PPE

**Civil/Erection:**

- Subgrade at 279, 281-283

**Foundations:**

- Foundation excavation at 254-255
- Pour mud mat at 254-255
- Install bottom rebar mat at 262-263
- Install anchor bolts at 262-263
- Install top rebar mat at 260-261
- Form base at 260-261
- Pour base at 265-266
- Form pedestal at 251-252
- Pour pedestal at 251-252
- Backfill at 249-250

**Collection:**

- Trench and install 4/0 East from 245
- Trench and install 1000 North of Co rd 6 F12
- Cable splicing at 1104

**Electrical:**

- Pedestal conduit at 265-266
- Smurf tube at 260-261
- Grounding grid at 246-247 & 262-263

**Substation:**

- Building piers
- Trenching in feeder and grounding transformer 10
- Boring to Barnes sub



RECEIVING (As of COB yesterday)			
	Total	Received	Balance
PMT XFR	40	40	0
Grounding XFR	3	0	3
4/0 Cable	251,642	122,687	128,955
500 KCM	42,438	0	42,438
1000 KCM	265,584	76,866	188,718
1250 KCMIL	85,586	56,372	29,214
12 Fiber SM FOC	211,602	228,504	-16,902
XFR Box Pads	40	20	20
Controllers	39	39	0
Bases	39	39	0
Mids	39	39	0
Tops	39	39	0
Nacelles	39	39	0
Hubs	39	39	0
Blade Sets	39	39	0

Negative Number Indicates Overage of Cable

General Construction Status			
	Complete	Total	% Complete
Roads Subgraded	34,318	68,421	50.2%
Roads Complete	25,128	68,421	36.7%
Silt Fence Installed	19,706	55,716	35.4%
Foundations Excavated	21	39	53.8%
Foundations Poured	6	39	15.4%
Foundations Backfilled	0	39	0.0%
Crane Pads Completed	0	39	0.0%
Tower Base Sections Erected	0	39	0.0%
Tower Mid Sections Erected	0	39	0.0%
Tower Top Sections Erected	0	39	0.0%
Nacelles Installed	0	39	0.0%
Rotors Installed	0	39	0.0%
Tower Wiring Complete	0	39	0.0%
Mechanically Complete	0	80	0.0%
Mechanically Complete	0	39	0.0%
Pre-Commissioned	0	39	0.0%
Final Commissioned	0	39	0.0%
4/0 Cable Trenched	12,403	251,642	4.9%
500 Cable Trenched	0	42,438	0.0%
1000 Cable Trenched	22,511	265,584	8.5%
1250 Cable Trenched	0	85,568	0.0%
Fiber Optic 12 Fiber SM	0	211,602	0.0%
Transformers Set/Terminated	0	39	0.0%

(as of COB yesterday)