




NEXTerTM Energy Resources Ashtabula Wind III

NEXTer Energy

Plan of the Day (POD)



Date: Monday, 11-22-10
High: 16
Precipitation Chances: 70 %

COD: 12-15-10
Low: 0

Days to COD: 24
Winds: N @ 14 mph
Weather Forecast: Cloudy

NEXTerTM Energy Resources Otter Tail Blattner Energy GE

Safety/Environmental:

- Keep focused on task at hand
- Watch for slippery surfaces
- Park into the wind
- Keep headlights on

Civil/Erection:

- Erect top, nacelle & rotor Complete

Foundations:

Collection:

Electrical:


- Tower wiring at 270-271
- Mechanical completion pre-walk at 270-271
- IIP at 269 & 272

- GE pre-commissioning at 282

- GE commissioning at 257-258

Substation:

- Grounding steel, fence & switches
- Working on high side jumpers
- Load banking F-12



RECEIVING (As of COB yesterday)			
	Total	Received	Balance
PMT XFR	40	40	0
Grounding XFR	3	3	0
4/0 Cable	251,642	276,103	-24,461
500 KCM	42,438	46,661	-4,223
1000 KCM	265,584	256,746	8,838
1250 KCMIL	85,586	90,696	-5,110
12 Fiber SM FOC	211,602	228,504	-16,902
XFR Box Pads	40	40	0
Controllers	39	39	0
Bases	39	39	0
Mids	39	39	0
Tops	39	39	0
Nacelles	39	39	0
Hubs	39	39	0
Blade Sets	39	39	0

Negative Number Indicates Overage of Cable


General Construction Status			
	Complete	Total	% Complete
Roads Subgraded	44,274	44,274	100.0%
Roads Complete	44,274	44,274	100.0%
Silt Fence Installed	19,851	55,716	35.6%
Foundations Excavated	39	39	100.0%
Foundations Poured	39	39	100.0%
Foundations Backfilled	39	39	100.0%
Crane Pads Completed	39	39	100.0%
Tower Base Sections Erected	39	39	100.0%
Tower Mid Sections Erected	39	39	100.0%
Tower Top Sections Erected	39	39	100.0%
Nacelles Installed	39	39	100.0%
Rotors Installed	39	39	100.0%
Tower Wiring Complete	37	39	94.9%
Mechanically Complete	33	39	84.6%
Pre-Commissioned	16	39	41.0%
Commissioned	10	39	25.6%
4/0 Cable Trenched	180,864	251,642	100.0%
500 Cable Trenched	44,508	42,438	100.0%
1000 Cable Trenched	236,514	265,584	100.0%
1250 Cable Trenched	80,826	85,568	100.0%
Fiber Optic 12 Fiber SM	126,644	211,602	100.0%
Transformers Set	39	39	100.0%
(as of COB yesterday)			

86 PU-10-147 Filed: 11/22/2010 Pages: 2
Ashtabula Wind III Plan of the Day Reports Nov. 20 & 22, 2010

Ashtabula Wind III, LLC



NEXTerTM Energy Resources Ashtabula Wind III



NEXTera Energy

Plan of the Day (POD)

Date: Saturday, 11-20-10
High: 20
Precipitation Chances: 50 %

COD: 12-15-10
Low: 11

Days to COD: 26
Winds: ENE @ 12 mph
Weather Forecast: Mostly Cloudy

NEXTerTM Energy Resources Otter Tail Blattner Energy GE

Safety/Environmental:

- Keep focused on task at hand
 - Watch for deer
 - Park into the wind
 - Keep headlights on
- Civil/Erection:**
- Erect top, nacelle & rotor at 269 & 272
- Foundations:**
- Collection:**
- Electrical:**
- Tower wiring at 269 & 272
 - IIP at 275-278
 - GE pre-commissioning at 268, 280 & 281
 - GE commissioning at 248, 255 & 259
- Substation:**
- Grounding steel, fence & switches
 - Terminating control wires
 - Working on high side jumpers

RECEIVING (As of COB yesterday)			
	Total	Received	Balance
PMT XFR	40	40	0
Grounding XFR	3	3	0
4/0 Cable	251,642	276,103	-24,461
500 KCM	42,438	46,661	-4,223
1000 KCM	265,584	256,746	8,838
1250 KCMIL	85,586	90,696	-5,110
12 Fiber SM FOC	211,602	228,504	-16,902
XFR Box Pads	40	40	0
Controllers	39	39	0
Bases	39	39	0
Mids	39	39	0
Tops	39	39	0
Nacelles	39	39	0
Hubs	39	39	0
Blade Sets	39	39	0

Negative Number Indicates Overage of Cable

General Construction Status

	Complete	Total	% Complete
Roads Subgraded	44,274	44,274	100.0%
Roads Complete	44,274	44,274	100.0%
Silt Fence Installed	19,851	55,716	35.6%
Foundations Excavated	39	39	100.0%
Foundations Poured	39	39	100.0%
Foundations Backfilled	39	39	100.0%
Crane Pads Completed	39	39	100.0%
Tower Base Sections Erected	38	39	97.4%
Tower Mid Sections Erected	38	39	97.4%
Tower Top Sections Erected	35	39	89.7%
Nacelles Installed	35	39	89.7%
Rotors Installed	35	39	89.7%
Tower Wiring Complete	35	39	89.7%
Mechanically Complete	28	39	71.8%
Pre-Commissioned	15	39	38.5%
Commissioned	10	39	25.6%
4/0 Cable Trenched	180,864	251,642	71.9%
500 Cable Trenched	44,508	42,438	104.9%
1000 Cable Trenched	236,514	265,584	89.1%
1250 Cable Trenched	80,826	85,568	94.5%
Fiber Optic 12 Fiber SM	126,644	211,602	59.9%
Transformers Set	39	39	100.0%

(as of COB yesterday)

