

Exam Date:04/18/2011

Stone Mill, Inc.
PO Box 253
Richardton , ND
County:

Examiner: 1

Status	Section	Bin Number	Bin Type	Base Point	Diameter or Bu/Ft (Irreg).	Length	Width	Side wall	Add for Hopper	Ded. for Obst.	Effective Depth	Add for Peak	Depth for Capac.	Bushels per Foot	Base Pack%	Bushel Capacity with Pack
--------	---------	------------	----------	------------	-------------------------------	--------	-------	--------------	----------------------	----------------------	--------------------	--------------------	------------------------	------------------------	---------------	------------------------------

Facility: Richardton

Section: A

A	001	Peaked	2.5 top & 4.5 bot. hoppers		10.000	0.000	0.000	20.00	1.80	0.00	21.800	0.600	22.4	63.1	4.80	1,481
A	002	Peaked	2.5 top & 4.5 bot. hoppers		9.500	0.000	0.000	20.00	1.70	0.00	21.700	0.600	22.3	57.0	4.80	1,332
A	003	Peaked	2.5 top & 4.5 bot. hoppers		9.500	0.000	0.000	20.00	1.70	0.00	21.700	0.600	22.3	57.0	4.80	1,332
A	004	Peaked	2.5 top & 3' bot. hoppers		8.000	0.000	0.000	24.50	1.30	0.00	25.800	0.500	26.3	40.4	4.50	1,111
A	005	Peaked	2.5 top & 3' bot. hoppers		8.000	0.000	0.000	24.50	1.30	0.00	25.800	0.500	26.3	40.4	4.50	1,111
A	006	Peaked	2.5' top & 3' bot hoppers		8.000	0.000	0.000	24.50	1.30	0.00	25.800	0.500	26.3	40.4	4.50	1,111
A	007	Peaked	2.5' top & 3' bit hoppers		8.000	0.000	0.000	24.50	1.30	0.00	25.800	0.500	26.3	40.4	4.50	1,111
A	008	Peaked			11.000	0.000	0.000	15.00	1.65	0.00	16.650	0.700	17.4	76.4	5.00	1,395
A	009	Peaked			8.500	0.000	0.000	20.00	1.50	0.00	21.500	0.500	22.0	45.6	4.80	1,051
A	010	Peaked			11.000	0.000	0.000	15.00	1.65	0.00	16.650	0.700	17.4	76.4	5.00	1,395
A	011	Peaked	5.5 top & 6' bot. hoppers		15.000	0.000	0.000	5.000	2.90	0.00	7.900	0.900	8.8	142.1	5.50	1,319
A	012	Peaked	5.5 top & 6' bot. hoppers		15.000	0.000	0.000	5.000	2.90	0.00	7.900	0.900	8.8	142.1	5.50	1,319
A	013	Peaked	5.5 top & 6' bot. hoppers		15.000	0.000	0.000	5.000	2.90	0.00	7.900	0.900	8.8	142.1	5.50	1,319
A	014	Peaked	5.5 top & 6' bot. hoppers		15.000	0.000	0.000	5.000	2.90	0.00	7.900	0.900	8.8	142.1	5.50	1,319
A	015	Peaked	5.5 top & 6' bot. hoppers		15.000	0.000	0.000	10.00	2.90	0.00	12.900	0.900	13.8	142.1	5.50	2,069
A	016	Peaked	5.5 top & 6' bot. hoppers		15.000	0.000	0.000	10.00	2.90	0.00	12.900	0.900	13.8	142.1	5.50	2,069
A	017	Peaked	5.5 top & 6' bot. hoppers		15.000	0.000	0.000	10.00	2.90	0.00	12.900	0.900	13.8	142.1	5.50	2,069
A	018	Peaked	5.5 top & 6' bot. hoppers		15.000	0.000	0.000	10.00	2.90	0.00	12.900	0.900	13.8	142.1	5.50	2,069
A	019	Peaked	5.5 top & 6' bot. hoppers		15.000	0.000	0.000	10.00	2.90	0.00	12.900	0.900	13.8	142.1	5.50	2,069
A	020	Peaked	5.5 top & 6' bot. hoppers		15.000	0.000	0.000	10.00	2.90	0.00	12.900	0.900	13.8	142.1	5.50	2,069
A	021	Peaked	5.5 top & 6' bot. hoppers		15.000	0.000	0.000	10.00	2.90	0.00	12.900	0.900	13.8	142.1	5.50	2,069

Exam Date:04/18/2011

Stone Mill, Inc.
PO Box 253
Richardton , ND
County:

Page: 2

Examiner: 1

Status	Section	Bin Number	Bin Type	Base Point	Diameter or Bu/Ft (Irreg).	Length	Width	Side wall	Add for Hopper	Ded. for Obst.	Effective Depth	Add for Peak	Depth for Capac.	Bushels per Foot	Base Pack%	Bushel Capacity with Pack
--------	---------	------------	----------	------------	-------------------------------	--------	-------	--------------	----------------------	----------------------	--------------------	--------------------	------------------------	------------------------	---------------	------------------------------

Facility: Richardton

Section: A

A	022	Peaked	5.5 top & 6' bot. hoppers		15.000	0.000	0.000	10.00	2.90	0.00	12.900	0.900	13.8	142.1	5.50	2,069
A	025	Peaked			11.000	0.000	0.000	15.00	1.65	0.00	16.650	0.700	17.4	76.4	5.00	1,395
A	026	Peaked			11.000	0.000	0.000	15.00	1.65	0.00	16.650	0.700	17.4	76.4	5.00	1,395
A	034	Peaked			15.800	0.000	0.000	20.00	3.20	0.00	23.200	0.900	24.1	157.6	5.80	4,018
A	035	Peaked	6' top & bot. hoppers		15.800	0.000	0.000	20.00	3.20	0.00	23.200	0.900	24.1	157.6	5.80	4,018
A	036	Peaked	6' top & 6' bot. hoppers		15.800	0.000	0.000	20.00	3.20	0.00	23.200	0.900	24.1	157.6	5.80	4,018
A	037	Peaked	6' top & bot. hoppers		15.800	0.000	0.000	20.00	3.20	0.00	23.200	0.900	24.1	157.6	5.80	4,018
A	038	Peaked	6' top & 6.5 bot. hoppers		15.800	0.000	0.000	20.00	3.20	0.00	23.200	0.900	24.1	157.6	5.80	4,018
A	039	Peaked			14.000	0.000	0.000	15.00	2.90	0.00	17.900	0.800	18.7	123.7	5.50	2,440
A	040	Peaked	5.5 top & 6' bot. hoppers		15.000	0.000	0.000	20.00	2.90	0.00	22.900	0.900	23.8	142.1	5.50	3,568
A	041	Peaked	5.5 top & 6' bot. hoppers		15.000	0.000	0.000	20.00	2.90	0.00	22.900	0.900	23.8	142.1	5.50	3,568
A	042	Peaked	5.5 top & 6' bot. hoppers		15.000	0.000	0.000	20.00	2.90	0.00	22.900	0.900	23.8	142.1	5.50	3,568
A	043	Peaked	5.5 top & 6' bot. hoppers		15.000	0.000	0.000	20.00	2.90	0.00	22.900	0.900	23.8	142.1	5.50	3,568
A	044	Peaked	5.5 top & 6' bot. hoppers		15.000	0.000	0.000	20.00	2.90	0.00	22.900	0.900	23.8	142.1	5.50	3,568
A	045	Peaked	5.5 top & 6' bot. hoppers		15.000	0.000	0.000	20.00	2.90	0.00	22.900	0.900	23.8	142.1	5.50	3,568
A	046	Peaked	5.5 top & 6' bot. hoppers		15.000	0.000	0.000	20.00	2.90	0.00	22.900	0.900	23.8	142.1	5.50	3,568
A	047	Peaked	5.5 top & 6' bot. hoppers		15.800	0.000	0.000	15.00	3.20	0.00	18.200	0.900	19.1	157.6	5.80	3,185
A	048	Peaked	5.5 top & 6' bot. hoppers		15.800	0.000	0.000	15.00	3.20	0.00	18.200	0.900	19.1	157.6	5.80	3,185
A	049	Peaked	5.5 top & 6' bot. hoppers		15.800	0.000	0.000	15.00	3.20	0.00	18.200	0.900	19.1	157.6	5.80	3,185
A	050	Peaked	5.5 top & 6' bot. hoppers		15.800	0.000	0.000	15.00	3.20	0.00	18.200	0.900	19.1	157.6	5.80	3,185
A	051	Peaked	5.5 top & 6' bot. hoppers		15.800	0.000	0.000	15.00	3.20	0.00	18.200	0.900	19.1	157.6	5.80	3,185

Exam Date:04/18/2011

Stone Mill, Inc.
PO Box 253
Richardton , ND
County:

Page: 3

Examiner: 1

Status	Section	Bin Number	Bin Type	Base Point	Diameter or Bu/Ft (Irreg).		Side wall	Add for Hopper	Ded. for Obst.	Effective Depth	Add for Peak	Depth for Capac.	Bushels per Foot	Base Pack%	Bushel Capacity with Pack
					Length	Width									

Facility: Richardton

Section: A

A	052	Peaked	5.5 top & 6' bot. hoppers	15.800	0.000	0.000	15.00	3.20	0.00	18.200	0.900	19.1	157.6	5.80	3,185
A	053	Peaked	5.5 top & 6' bot. hoppers	15.800	0.000	0.000	15.00	3.20	0.00	18.200	0.900	19.1	157.6	5.80	3,185
A	054	Peaked	5.5 top & 6' bot. hoppers	15.800	0.000	0.000	15.00	3.20	0.00	18.200	0.900	19.1	157.6	5.80	3,185
A	055	Peaked	5.5 top & 6' bot. hoppers	15.800	0.000	0.000	20.00	3.20	0.00	23.200	0.900	24.1	157.6	5.80	4,018
A	056	Peaked	5.5 top & 6' bot. hoppers	15.800	0.000	0.000	20.00	3.20	0.00	23.200	0.900	24.1	157.6	5.80	4,018
A	057	Peaked	5.5 top & 6' bot. hoppers	15.800	0.000	0.000	20.00	3.20	0.00	23.200	0.900	24.1	157.6	5.80	4,018
A	061	Peaked	5.5 top & 6' bot. hoppers	15.800	0.000	0.000	20.00	3.20	0.00	23.200	0.900	24.1	157.6	5.80	4,018
A	062	Peaked	5.5 top & 6' bot. hoppers	15.800	0.000	0.000	20.00	3.20	0.00	23.200	0.900	24.1	157.6	5.80	4,018
A	063	Peaked	5.5 top & 6' bot. hoppers	15.800	0.000	0.000	20.00	3.20	0.00	23.200	0.900	24.1	157.6	5.80	4,018
A	064	Peaked	5.5 top & 6' bot. hoppers	15.800	0.000	0.000	20.00	3.20	0.00	23.200	0.900	24.1	157.6	5.80	4,018
A	065	Peaked	5.5 top & 6' bot. hoppers	15.800	0.000	0.000	20.00	3.20	0.00	23.200	0.900	24.1	157.6	5.80	4,018
A	066	Peaked	5.5 top & 6' bot. hoppers	15.800	0.000	0.000	20.00	3.20	0.00	23.200	0.900	24.1	157.6	5.80	4,018
A	067	Peaked	5.5 top & 6' bot. hoppers	15.800	0.000	0.000	20.00	3.20	0.00	23.200	0.900	24.1	157.6	5.80	4,018
A	068	Peaked	5.5 top & 6' bot. hoppers	15.800	0.000	0.000	20.00	3.20	0.00	23.200	0.900	24.1	157.6	5.80	4,018
A	069	Peaked	5.5 top & 6' bot. hoppers	15.800	0.000	0.000	20.00	3.20	0.00	23.200	0.900	24.1	157.6	5.80	4,018
A	070	Peaked	5.5 top & 6' bot. hoppers	15.800	0.000	0.000	20.00	3.20	0.00	23.200	0.900	24.1	157.6	5.80	4,018
A	071	Peaked	5.5 top & 6' bot. hoppers	15.800	0.000	0.000	20.00	3.20	0.00	23.200	0.900	24.1	157.6	5.80	4,018
A	072	Peaked	5.5 top & 6' bot. hoppers	15.800	0.000	0.000	20.00	3.20	0.00	23.200	0.900	24.1	157.6	5.80	4,018
A	073	Peaked	5.5 top & 6' bot. hoppers	15.800	0.000	0.000	15.00	3.20	0.00	18.200	0.900	19.1	157.6	5.80	3,185
A	074	Peaked	5.5 top & 6' bot. hoppers	15.800	0.000	0.000	20.00	3.20	0.00	23.200	0.900	24.1	157.6	5.80	4,018
A	075	Peaked	5.5 top & 6' bot. hoppers	15.800	0.000	0.000	20.00	3.20	0.00	23.200	0.900	24.1	157.6	5.80	4,018

Exam Date:04/18/2011

Stone Mill, Inc.
PO Box 253
Richardton , ND
County:

Page: 4

Examiner: 1

Status	Section	Bin Number	Bin Type	Base Point	Diameter or Bu/Ft (Irreg).		Side wall	Add for Hopper	Ded. for Obst.	Effective Depth	Add for Peak	Depth for Capac.	Bushels per Foot	Base Pack%	Bushel Capacity with Pack
					Length	Width									

Facility: Richardton

Section: A

A	076	Peaked	5.5 top & 6' bot. hoppers	15.800	0.000	0.000	20.00	3.20	0.00	23.200	0.900	24.1	157.6	5.80	4,018
A	077	Peaked	5.5 top & 6' bot. hoppers	15.800	0.000	0.000	20.00	3.20	0.00	23.200	0.900	24.1	157.6	5.80	4,018
A	078	Peaked	5.5 top & 6' bot. hoppers	15.800	0.000	0.000	20.00	3.20	0.00	23.200	0.900	24.1	157.6	5.80	4,018
A	079	Peaked	5.5 top & 6' bot. hoppers	15.800	0.000	0.000	20.00	3.20	0.00	23.200	0.900	24.1	157.6	5.80	4,018
A	080	Peaked	5.5 top & 6' bot. hoppers	15.800	0.000	0.000	20.00	3.20	0.00	23.200	0.900	24.1	157.6	5.80	4,018
A	089	Peaked	5.5 top & 6' bot. hoppers	15.800	0.000	0.000	20.00	3.20	0.00	23.200	0.900	24.1	157.6	5.80	4,018
A	090	Peaked	5.5 top & 6' bot. hoppers	15.800	0.000	0.000	20.00	3.20	0.00	23.200	0.900	24.1	157.6	5.80	4,018
A	091	Peaked	5.5 top & 6' bot. hoppers	15.800	0.000	0.000	20.00	3.20	0.00	23.200	0.900	24.1	157.6	5.80	4,018
A	092	Peaked	5.5 top & 6' bot. hoppers	15.800	0.000	0.000	20.00	3.20	0.00	23.200	0.900	24.1	157.6	5.80	4,018
A	093	Peaked	5.5 top & 6' bot. hoppers	15.800	0.000	0.000	20.00	3.20	0.00	23.200	0.900	24.1	157.6	5.80	4,018
A	094	Peaked	5.5 top & 6' bot. hoppers	15.800	0.000	0.000	20.00	3.20	0.00	23.200	0.900	24.1	157.6	5.80	4,018
A	095	Peaked	5.5 top & 6' bot. hoppers	15.800	0.000	0.000	20.00	3.20	0.00	23.200	0.900	24.1	157.6	5.80	4,018
A	096	Peaked	5.5 top & 6' bot. hoppers	15.800	0.000	0.000	20.00	3.20	0.00	23.200	0.900	24.1	157.6	5.80	4,018
A	097	Peaked	5.5 top & 6' bot. hoppers	15.800	0.000	0.000	20.00	3.20	0.00	23.200	0.900	24.1	157.6	5.80	4,018
A	098	Peaked	5.5 top & 6' bot. hoppers	15.800	0.000	0.000	20.00	3.20	0.00	23.200	0.900	24.1	157.6	5.80	4,018
A	099	Peaked	5.5 top & 6' bot. hoppers	15.800	0.000	0.000	20.00	3.20	0.00	23.200	0.900	24.1	157.6	5.80	4,018
A	100	Peaked	5.5 top & 6' bot. hoppers	15.800	0.000	0.000	20.00	3.20	0.00	23.200	0.900	24.1	157.6	5.80	4,018
A	101	Peaked	5.5 top & 6' bot. hoppers	15.800	0.000	0.000	20.00	3.20	0.00	23.200	0.900	24.1	157.6	5.80	4,018
A	102	Peaked	5.5 top & 6' bot. hoppers	15.800	0.000	0.000	20.00	3.20	0.00	23.200	0.900	24.1	157.6	5.80	4,018
A	103	Peaked	5.5 top & 6' bot. hoppers	15.800	0.000	0.000	20.00	3.20	0.00	23.200	0.900	24.1	157.6	5.80	4,018
A	104	Peaked	5.5 top & 6' bot. hoppers	15.800	0.000	0.000	20.00	3.20	0.00	23.200	0.900	24.1	157.6	5.80	4,018

Exam Date:04/18/2011

Stone Mill, Inc.
PO Box 253
Richardton , ND
County:

Examiner: 1

Status	Section	Bin Number	Bin Type	Base Point	Diameter or Bu/Ft (Irreg).	Length	Width	Side wall	Add for Hopper	Ded. for Obst.	Effective Depth	Add for Peak	Depth for Capac.	Bushels per Foot	Base Pack%	Bushel Capacity with Pack
--------	---------	------------	----------	------------	-------------------------------	--------	-------	--------------	----------------------	----------------------	--------------------	--------------------	------------------------	------------------------	---------------	------------------------------

Facility: Richardton

Section: A

	A	105	Peaked	5.5 top & 6' bot. hoppers	15.800	0.000	0.000	20.00	3.20	0.00	23.200	0.900	24.1	157.6	5.80	4,018
	A	106	Peaked	5.5 top & 6' bot. hoppers	15.800	0.000	0.000	20.00	3.20	0.00	23.200	0.900	24.1	157.6	5.80	4,018
	A	107	Peaked	5.5 top & 6' bot. hoppers	15.800	0.000	0.000	20.00	3.20	0.00	23.200	0.900	24.1	157.6	5.80	4,018
	A	108	Peaked	5.5 top & 6' bot. hoppers	15.800	0.000	0.000	20.00	3.20	0.00	23.200	0.900	24.1	157.6	5.80	4,018
	A	109	Peaked	5.5 top & 6' bot. hoppers	15.800	0.000	0.000	20.00	3.20	0.00	23.200	0.900	24.1	157.6	5.80	4,018
	A	110	Peaked	5.5 top & 6' bot. hoppers	15.800	0.000	0.000	20.00	3.20	0.00	23.200	0.900	24.1	157.6	5.80	4,018
	A	111	Peaked	5.5 top & 6' bot. hoppers	15.800	0.000	0.000	20.00	3.20	0.00	23.200	0.900	24.1	157.6	5.80	4,018
	A	112	Peaked	5.5 top & 6' bot. hoppers	15.800	0.000	0.000	20.00	3.20	0.00	23.200	0.900	24.1	157.6	5.80	4,018
	A	113	Peaked	5.5 top & 6' bot. hoppers	15.800	0.000	0.000	20.00	3.20	0.00	23.200	0.900	24.1	157.6	5.80	4,018
Added	A	A	Peaked	5.5 top & 6' bot. hoppers	15.800	0.000	0.000	20.00	3.20	0.00	23.200	0.900	24.1	157.6	5.80	4,018
	A	B	Peaked	5.5 top & 6' bot. hoppers	15.800	0.000	0.000	20.00	3.20	0.00	23.200	0.900	24.1	157.6	5.80	4,018
	A	C	Peaked	5.5 top & 6' bot. hoppers	15.800	0.000	0.000	20.00	3.20	0.00	23.200	0.900	24.1	157.6	5.80	4,018
	A	D	Peaked	5.5 top & 6' bot. hoppers	15.800	0.000	0.000	20.00	3.20	0.00	23.200	0.900	24.1	157.6	5.80	4,018
	A	W-1	Flat	Bagged Warehouse	1.300	125.2	60.20	1.000	0.00	0.00	1.000	1.300	2.3	6058.7	10.0	15,329
	A	W-2	Flat	Bagged Warehouse	0.700	123.0	59.50	0.100	0.00	0.00	0.100	0.700	0.8	5883.0	10.0	5,177

Bin count: 99

Facility: Richardton Section: A Total: **338,643**

To Even: **339,000**

Overall Licensed Bin Capacity for:

Stone Mill, Inc.

Bin count: 99

Licensed Capacity:
(includes pack)

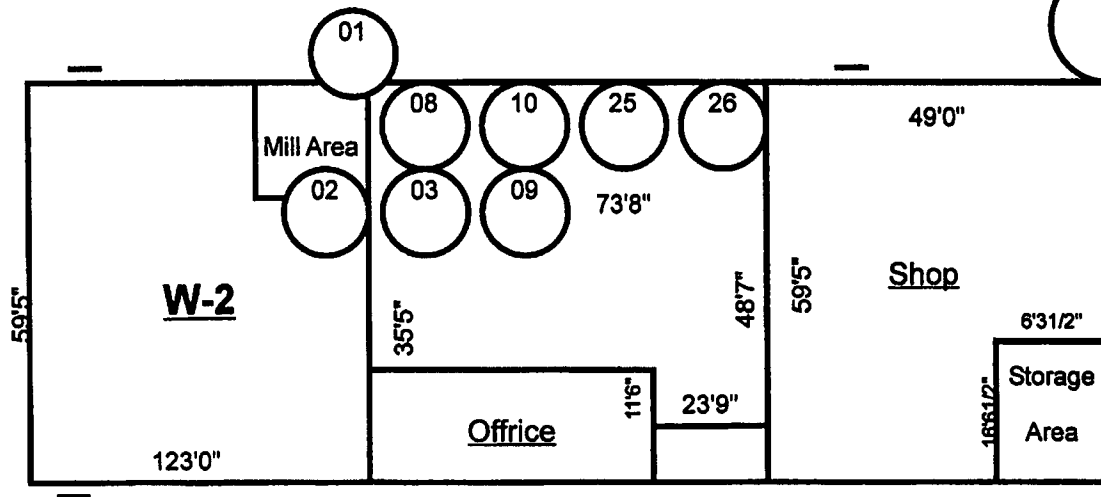
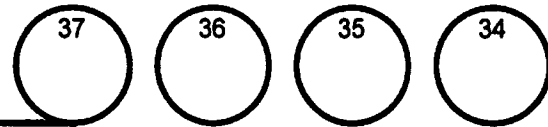
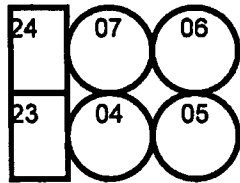
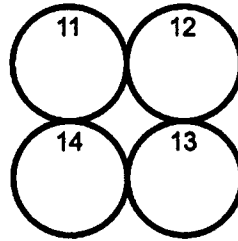
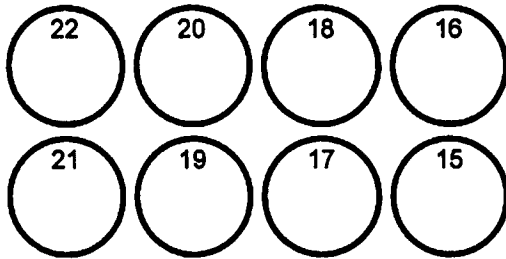
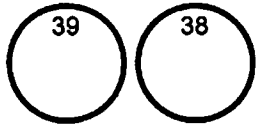
338,643 Bu.

Licensed Capacity (to even):

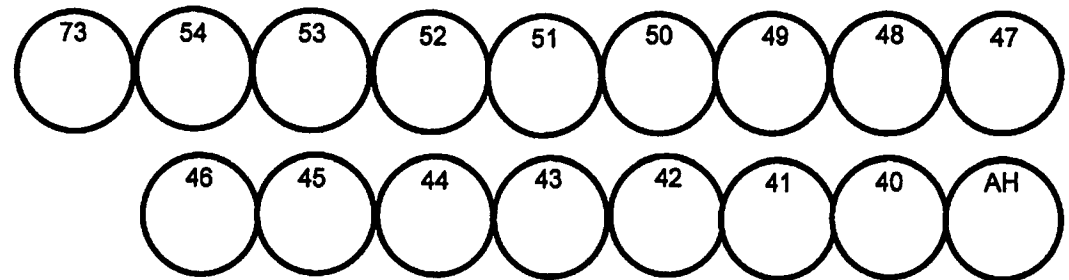
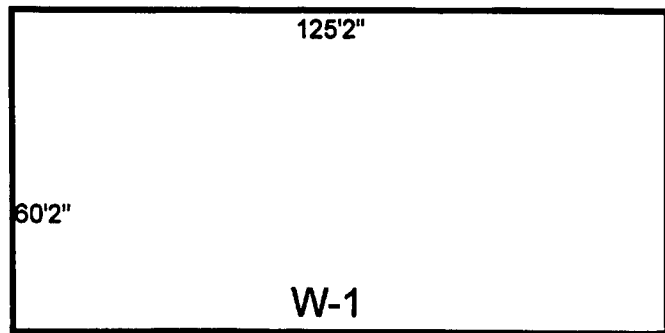
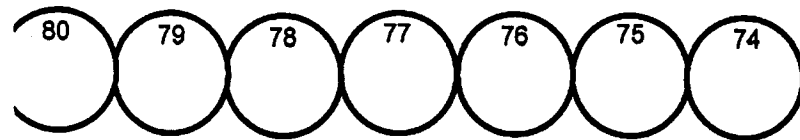
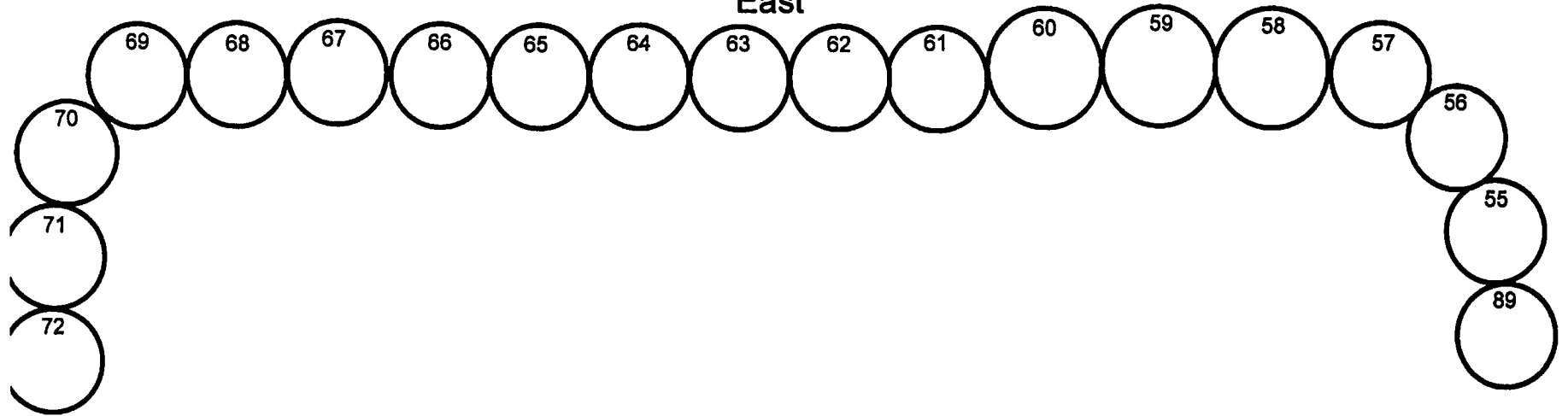
(includes pack and section totals are
rounded up to next highest 1000)

339,000 Bu.

Stone Mill
Richarton, North Dakota



Stone Mill
East



office

Stone Mill
West

