

Exam Date:08/19/2010

Cando Farmers Grain & Oil Cooperative, I

Page: 1

Examiner: 2

PO Box 456

Cando, ND

County:

Phone: 701-968-4446

CCC Number:

Location/Container Numbers/Comments	Section	Capacity
PART A - ADDITIONAL SPACE TO BE INCLUDED UNDER LICENSE		
203	A	264,539
204	A	181,177
205	A	181,177
	Total:	626,893
PART B - SPACE TO BE DELETED UNDER LICENSE		
003	E	55,293
004	E	55,293
	Total:	110,586
PART C - ALL SPACE TO BE INCLUDED UNDER LICENSE		
	A	1,340,000
	A-E	419,000
	C	160,000
	D	54,000
	E	111,000
	Total:	2,084,000
PART D - TOTAL CAPACITY BY FUNCTIONAL UNIT		
Cando 1016	A C D E	1,665,000
Egeland 1162	A-E	419,000
	Total:	2,084,000

Exam Date:08/19/2010

Cando Farmers Grain & Oil Cooperative, I
PO Box 456
Cando, ND
County:

Page: 1

Status	Section	Bin Number	Bin Type	Base Point	Diameter or Bu/Ft (Irreg).		Side wall	Add for Hopper	Ded. for Obst.	Effective Depth	Add for Peak	Depth for Capac.	Bushels per Foot	Base Pack%	Bushel Capacity with Pack
					Length	Width									

Facility: Cando

Section: A

A	002	Square	bin floor		0.000	7.200	5.700	52.00	0.00	0.00	52.000	0.000	52.0	33.0	2.50	1,759
A	003	Square	bin floor		0.000	7.200	4.300	49.00	0.00	0.00	49.000	0.000	49.0	24.9	2.50	1,251
A	004	Square	bin floor		0.000	10.70	4.300	23.00	0.00	0.00	23.000	0.000	23.0	37.0	3.00	877
A	005 T	Square	bin floor		0.000	10.70	6.400	22.00	0.00	0.00	22.000	0.000	22.0	55.0	4.50	1,264
A	005 B	Square	bin floor - 22'		0.000	10.90	10.70	47.00	0.00	0.00	47.000	0.000	47.0	93.8	5.80	4,665
A	006	Square	bin floor		0.000	13.20	10.90	66.00	0.00	0.00	66.000	0.000	66.0	115.7	6.20	8,109
A	007	Square	bin floor		0.000	10.70	5.700	50.00	0.00	0.00	50.000	0.000	50.0	49.0	4.20	2,553
A	008	Square	bin floor		0.000	13.20	5.700	46.00	0.00	0.00	46.000	0.000	46.0	60.5	4.80	2,917
A	009	Square	bin floor		0.000	13.20	5.900	48.00	0.00	0.00	48.000	0.000	48.0	62.6	5.00	3,155
A	011	Square	bin floor		0.000	13.20	10.90	66.00	0.00	0.00	66.000	0.000	66.0	115.7	6.20	8,109
A	012	Square	bin floor		0.000	10.70	5.900	50.00	0.00	0.00	50.000	0.000	50.0	50.7	4.50	2,649
A	013	Square	bin floor		0.000	10.90	10.70	69.00	0.00	0.00	69.000	0.000	69.0	93.8	5.80	6,847
A	015 T	Irregular	bin floor - 10.9x7.2 less		29.000	0.000	0.000	14.00	0.00	0.00	14.000	0.000	14.0	29.0	2.50	416
A	015 B	Square	bin floor -top 14'		0.000	10.90	7.200	35.00	0.00	0.00	35.000	0.000	35.0	63.1	5.00	2,319
A	016	Square	bin floor		0.000	7.200	5.900	52.00	0.00	0.00	52.000	0.000	52.0	34.1	3.00	1,826
A	017	Square	bin floor		0.000	10.90	7.400	49.00	0.00	0.00	49.000	0.000	49.0	64.8	5.00	3,334
A	018	Square	bin floor		0.000	10.90	10.70	69.00	0.00	0.00	69.000	0.000	69.0	93.8	5.80	6,847
A	019	Square	bin floor		0.000	10.70	5.900	50.00	0.00	0.00	50.000	0.000	50.0	50.7	4.50	2,649
A	020	Square	bin floor		0.000	13.20	10.90	66.00	0.00	0.00	66.000	0.000	66.0	115.7	6.20	8,109
A	021	Square	bin floor		0.000	7.400	5.900	52.00	0.00	0.00	52.000	0.000	52.0	35.1	3.00	1,880
A	022	Square	bin floor		0.000	13.20	12.10	47.00	0.00	0.00	47.000	0.000	47.0	128.4	6.50	6,427

NDPSC Bin Capacity Chart

Exam Date:08/19/2010

Cando Farmers Grain & Oil Cooperative, I
 PO Box 456
 Cando, ND
 County:

Status	Section	Bin Number	Bin Type	Base Point	Diameter or Bu/Ft (Irreg.)	Length	Width	Side wall	Add for Hopper	Ded. for Obst.	Effective Depth	Add for Peak	Depth for Capac.	Bushels per Foot	Base Pack%	Bushel Capacity with Pack
--------	---------	------------	----------	------------	-------------------------------	--------	-------	--------------	----------------------	----------------------	--------------------	--------------------	------------------------	------------------------	---------------	------------------------------

Facility: Cando

Section: A

	A	024	Square	bin floor	0.000	10.70	5.700	50.00	0.00	0.00	50.000	0.000	50.0	49.0	4.20	2,553
	A	025	Square	bin floor	0.000	13.20	10.90	66.00	0.00	0.00	66.000	0.000	66.0	115.7	6.20	8,109
	A	026	Square	bin floor	0.000	10.90	10.70	69.00	0.00	0.00	69.000	0.000	69.0	93.8	5.80	6,847
	A	027	Square	bin floor	0.000	7.400	4.300	49.00	0.00	0.00	49.000	0.000	49.0	25.6	2.50	1,285
	A	028	Square	bin floor	0.000	7.400	5.700	52.00	0.00	0.00	52.000	0.000	52.0	33.9	2.50	1,807
	A	101 S	Peaked	top of sidewall	32.900	0.000	0.000	64.80	0.00	0.00	64.800	2.000	66.8	683.4	9.50	49,988
	A	102 S	Peaked	top of sidewall	32.900	0.000	0.000	64.80	0.00	0.00	64.800	2.000	66.8	683.4	9.50	49,988
	A	103 N	Peaked	top of sidewall	23.900	0.000	0.000	24.00	0.00	0.00	24.000	1.400	25.4	360.6	7.80	9,873
	A	104 N	Peaked	top of sidewall-32	42.000	0.000	0.000	56.00	0.00	0.00	56.000	2.500	58.5	1113.7	10.0	71,666
	A	105 N	Peaked	top of sidewall- 32	42.000	0.000	0.000	56.00	0.00	0.00	56.000	2.500	58.5	1113.7	10.0	71,666
	A	201	Peaked	top of sidewall	77.500	0.000	0.000	55.00	0.00	0.00	55.000	5.400	60.4	3792.0	10.0	251,941
	A	202	Peaked	top of sidewall	77.500	0.000	0.000	55.00	0.00	0.00	55.000	5.400	60.4	3792.0	10.0	251,941
Added	A	203	Peaked	top of sidewall	78.700	0.000	0.000	56.00	0.00	0.00	56.000	5.500	61.5	3910.4	10.0	264,539
Added	A	204	Peaked	top of sidewall	62.400	0.000	0.000	62.60	0.00	0.00	62.600	4.400	67.0	2458.3	10.0	181,177
Added	A	205	Peaked	top of sidewall	62.400	0.000	0.000	62.60	0.00	0.00	62.600	4.400	67.0	2458.3	10.0	181,177

Bin count: 36

Facility: Cando Section: A Total: **1,482,519**

To Even: **1,483,000**

Exam Date:08/19/2010

Cando Farmers Grain & Oil Cooperative, I
PO Box 456
Cando, ND
County:

Examiner: 2

Page: 3

Status	Section	Bin Number	Bin Type	Base Point	Diameter or Bu/Ft (Irreg.)		Side wall	Add for Hopper	Ded. for Obst.	Effective Depth	Add for Peak	Depth for Capac.	Bushels per Foot	Base Pack%	Bushel Capacity with Pack
					Length	Width									

Facility: Cando

Section: C

C	001	Square	bin floor		0.000	9.500	3.500	52.00	0.00	0.00	52.000	0.000	52.0	26.7	2.50	1,423
C	002	Square	bin floor		0.000	9.500	6.000	52.00	0.00	0.00	52.000	0.000	52.0	45.8	4.00	2,477
C	003	Square	bin floor		0.000	7.500	2.500	30.00	0.00	0.00	30.000	0.000	30.0	15.1	2.00	462
C	005 T	Square	bin floor		0.000	9.500	6.000	52.00	0.00	0.00	52.000	0.000	52.0	45.8	4.00	2,477
C	005 B	Square	bin floor - top 52'		0.000	12.50	9.500	18.00	0.00	0.00	18.000	0.000	18.0	95.5	6.00	1,822
C	006	Square	bin floor		0.000	9.500	6.000	52.00	0.00	0.00	52.000	0.000	52.0	45.8	4.00	2,477
C	007 T	Square	bin floor		0.000	9.500	6.000	52.00	0.00	0.00	52.000	0.000	52.0	45.8	4.00	2,477
C	007 B	Square	bin floor - top 52'		0.000	12.50	9.500	18.00	0.00	0.00	18.000	0.000	18.0	95.5	6.00	1,822
C	008 T	Square	bin floor		0.000	9.500	6.000	52.00	0.00	0.00	52.000	0.000	52.0	45.8	4.00	2,477
C	008 B	Square	bin floor- top 52'		0.000	12.50	9.500	18.00	0.00	0.00	18.000	0.000	18.0	95.5	6.00	1,822
C	009	Square	bin floor		0.000	9.500	6.000	52.00	0.00	0.00	52.000	0.000	52.0	45.8	4.00	2,477
C	010	Square	bin floor		0.000	9.500	6.500	52.00	0.00	0.00	52.000	0.000	52.0	49.6	4.20	2,687
C	011	Square	bin floor		0.000	9.500	6.500	52.00	0.00	0.00	52.000	0.000	52.0	49.6	4.20	2,687
C	012	Square	bin floor		0.000	9.500	6.500	52.00	0.00	0.00	52.000	0.000	52.0	49.6	4.20	2,687
C	013 T	Square	bin floor		0.000	9.500	6.000	52.00	0.00	0.00	52.000	0.000	52.0	45.8	4.00	2,477
C	013 B	Square	bin floor- top 52'		0.000	12.50	9.500	18.00	0.00	0.00	18.000	0.000	18.0	95.5	6.00	1,822
C	013A	Square	bin floor		0.000	9.500	6.000	52.00	0.00	0.00	52.000	0.000	52.0	45.8	4.00	2,477
C	014	Square	bin floor		0.000	9.500	6.000	52.00	0.00	0.00	52.000	0.000	52.0	45.8	4.00	2,477
C	015	Square	bin floor		0.000	9.500	6.500	52.00	0.00	0.00	52.000	0.000	52.0	49.6	4.20	2,687
C	018 T	Square	bin floor		0.000	9.500	6.000	52.00	0.00	0.00	52.000	0.000	52.0	45.8	4.00	2,477
C	018 B	Square	bin floor - top 52'		0.000	12.50	9.500	18.00	0.00	0.00	18.000	0.000	18.0	95.5	6.00	1,822

Exam Date:08/19/2010

Cando Farmers Grain & Oil Cooperative, I

Page: 4

Examiner: 2

PO Box 456

Cando, ND

County:

Status	Section	Bin Number	Bin Type	Base Point	Diameter or Bu/Ft (Irreg).		Side wall	Add for Hopper	Ded. for Obst.	Effective Depth	Add for Peak	Depth for Capac.	Bushels per Foot	Base Pack%	Bushel Capacity with Pack
					Length	Width									

Facility: Cando

Section: C

C	019 T	Square	bin floor		0.000	9.500	6.000	52.00	0.00	0.00	52.000	0.000	52.0	45.8	4.00	2,477
C	019 B	Square	bin floor - top 52'		0.000	12.50	9.500	18.00	0.00	0.00	18.000	0.000	18.0	95.5	6.00	1,822
C	019A	Square	bin floor		0.000	9.500	6.000	52.00	0.00	0.00	52.000	0.000	52.0	45.8	4.00	2,477
C	020	Square	bin floor		0.000	9.500	3.500	52.00	0.00	0.00	52.000	0.000	52.0	26.7	2.50	1,423
C	101	Square	bin floor		0.000	11.00	9.500	43.00	0.00	0.00	43.000	0.000	43.0	84.0	5.80	3,821
C	102	Square	bin floor		0.000	11.00	9.500	43.00	0.00	0.00	43.000	0.000	43.0	84.0	5.80	3,821
C	104	Square	bin floor		0.000	9.500	5.500	17.00	0.00	0.00	17.000	0.000	17.0	42.0	3.50	739
C	105	Square	bin floor		0.000	9.500	5.500	17.00	0.00	0.00	17.000	0.000	17.0	42.0	3.50	739
C	106	Square	bin floor		0.000	11.00	9.500	43.00	0.00	0.00	43.000	0.000	43.0	84.0	5.80	3,821
C	108	Square	bin floor		0.000	11.00	9.500	43.00	0.00	0.00	43.000	0.000	43.0	84.0	5.80	3,821
C	109	Square	bin floor		0.000	11.00	9.500	43.00	0.00	0.00	43.000	0.000	43.0	84.0	5.80	3,821
C	110	Square	bin floor		0.000	9.500	5.500	30.00	0.00	0.00	30.000	0.000	30.0	42.0	3.50	1,304
C	111 U	Square	bin floor		0.000	9.500	5.500	11.00	0.00	0.00	11.000	0.000	11.0	42.0	3.50	478
C	111 L	Square	bin floor -measure 1/2 way		0.000	9.500	5.500	11.00	0.00	0.00	11.000	0.000	11.0	42.0	3.50	478
C	112	Square	bin floor		0.000	11.00	9.500	43.00	0.00	0.00	43.000	0.000	43.0	84.0	5.80	3,821
C	113	Square	bin floor		0.000	9.500	5.500	31.00	0.00	0.00	31.000	0.000	31.0	42.0	3.50	1,348
C	201	Square	bin floor		0.000	14.30	10.50	59.50	0.00	0.00	59.500	0.000	59.5	120.7	6.50	7,649
C	202 T	Square	bin floor		0.000	15.00	10.50	53.00	0.00	0.00	53.000	0.000	53.0	126.6	6.50	7,146
C	202 B	Square	bin floor - top 53'		0.000	10.30	10.00	7.000	0.00	0.00	7.000	0.000	7.0	82.8	5.50	612
C	203	Square	bin floor		0.000	14.30	10.50	59.50	0.00	0.00	59.500	0.000	59.5	120.7	6.50	7,649
C	204 T	Square	bin floor		0.000	15.00	10.50	53.00	0.00	0.00	53.000	0.000	53.0	126.6	6.50	7,146

Status	Section	Bin Number	Bin Type	Base Point	Diameter or Bu/Ft (Irreg.)		Side wall	Add for Hopper	Ded. for Obst.	Effective Depth	Add for Peak	Depth for Capac.	Bushels per Foot	Base Pack%	Bushel Capacity with Pack
					Length	Width									

Facility: Cando

Section: C

C	204 B	Square	bin floor - top 53'	0.000	10.50	10.00	7.000	0.00	0.00	7.000	0.000	7.0	84.4	5.80	625
C	205	Square	bin floor	0.000	14.30	10.50	59.50	0.00	0.00	59.500	0.000	59.5	120.7	6.50	7,649
C	206 T	Square	bin floor	0.000	15.00	10.50	53.00	0.00	0.00	53.000	0.000	53.0	126.6	6.50	7,146
C	206 B	Square	bin floor - top 53'	0.000	10.50	10.00	7.000	0.00	0.00	7.000	0.000	7.0	84.4	5.80	625
C	207	Square	bin floor	0.000	14.30	10.50	59.50	0.00	0.00	59.500	0.000	59.5	120.7	6.50	7,649
C	208 T	Square	bin floor	0.000	15.00	10.50	53.00	0.00	0.00	53.000	0.000	53.0	126.6	6.50	7,146
C	208 B	Square	bin floor - top 53'	0.000	10.50	10.00	7.000	0.00	0.00	7.000	0.000	7.0	84.4	5.80	625
C	209	Square	bin floor	0.000	14.30	10.50	59.50	0.00	0.00	59.500	0.000	59.5	120.7	6.50	7,649
C	210 T	Square	bin floor	0.000	15.00	10.50	53.00	0.00	0.00	53.000	0.000	53.0	126.6	6.50	7,146
C	210 B	Square	bin floor - top 53'	0.000	10.30	10.00	7.000	0.00	0.00	7.000	0.000	7.0	82.8	5.50	612

Bin count: 52

Facility: Cando Section: C Total: 159,798

To Even: 160,000

Section: D

D	001	Quonset	se diagram	0.000	148.0	49.30	8.500	0.00	0.00	8.500	0.000	8.5	5746.8	10.0	53,733
---	-----	---------	------------	-------	-------	-------	-------	------	------	-------	-------	-----	--------	------	--------

Bin count: 1

Facility: Cando Section: D Total: 53,733

To Even: 54,000

Client ID: 2025	NDPSC Bin Capacity Chart	08/19/2010 03:26:33 PM
Exam Date:08/19/2010	Cando Farmers Grain & Oil Cooperative, I	Page: 6
Examiner: 2	PO Box 456 Cando, ND County:	

Status	Section	Bin Number	Bin Type	Base Point	Diameter or Bu/Ft (Irreg.)	Length	Width	Side wall	Add for Hopper	Ded. for Obst.	Effective Depth	Add for Peak	Depth for Capac.	Bushels per Foot	Base Pack%	Bushel Capacity with Pack
--------	---------	------------	----------	------------	-------------------------------	--------	-------	--------------	----------------------	----------------------	--------------------	--------------------	------------------------	------------------------	---------------	------------------------------

Facility: Cando

Section: E

E	001	Peaked	top of sidewall		47.900	0.000	0.000	31.80	0.00	0.00	31.800	2.900	34.7	1448.6	10.0	55,293
E	002	Peaked	top of sidewall		47.900	0.000	0.000	31.80	0.00	0.00	31.800	2.900	34.7	1448.6	10.0	55,293

Bin count: 2

Facility: Cando Section: E Total: 110,586

To Even: 111,000

Exam Date:08/19/2010

Cando Farmers Grain & Oil Cooperative, I

Page: 7

Examiner: 2

PO Box 456

Cando, ND

County:

Status	Section	Bin Number	Bin Type	Base Point	Diameter or Bu/Ft (Irreg).		Side wall	Add for Hopper	Ded. for Obst.	Effective Depth	Add for Peak	Depth for Capac.	Bushels per Foot	Base Pack%	Bushel Capacity with Pack
					Length	Width									

Facility: Egeland

Section: A-E

	A-E	002	Square	bin floor		0.000	8.900	4.000	43.00	0.00	0.00	43.000	0.000	43.0	28.6	2.50	1,261
	A-E	003	Square	bin floor		0.000	10.90	8.900	67.00	0.00	0.00	67.000	0.000	67.0	78.0	5.50	5,513
	A-E	004	Square	bin floor		0.000	12.10	5.100	50.00	0.00	0.00	50.000	0.000	50.0	49.6	4.20	2,584
	A-E	005 T	Square	bin floor		0.000	12.10	5.300	50.00	0.00	0.00	50.000	0.000	50.0	51.6	4.50	2,696
	A-E	005 B	Square	bin floor		0.000	12.10	10.90	17.00	0.00	0.00	17.000	0.000	17.0	106.0	6.20	1,914
	A-E	007	Square	bin floor		0.000	12.10	6.900	50.00	0.00	0.00	50.000	0.000	50.0	67.1	5.20	3,529
	A-E	008 T	Square	bin floor		0.000	8.900	5.300	50.00	0.00	0.00	50.000	0.000	50.0	37.9	3.00	1,952
	A-E	008 B	Square	bin floor		0.000	10.90	8.900	17.00	0.00	0.00	17.000	0.000	17.0	78.0	5.50	1,399
	A-E	009	Square	bin floor		0.000	8.900	5.100	50.00	0.00	0.00	50.000	0.000	50.0	36.5	3.00	1,880
	A-E	012 T	Square	bin floor		0.000	6.800	2.600	13.00	0.00	0.00	13.000	0.000	13.0	14.2	2.00	189
	A-E	012 B	Square	bin floor-top 13'		0.000	8.900	6.800	37.00	0.00	0.00	37.000	0.000	37.0	48.6	4.20	1,874
	A-E	013	Square	bin floor		0.000	8.900	6.800	50.00	0.00	0.00	50.000	0.000	50.0	48.6	4.20	2,532
	A-E	014	Square	bin floor		0.000	8.900	5.100	50.00	0.00	0.00	50.000	0.000	50.0	36.5	3.00	1,880
	A-E	015	Square	bin floor		0.000	8.900	5.300	50.00	0.00	0.00	50.000	0.000	50.0	37.9	3.00	1,952
	A-E	015 B	Square	bin floor		0.000	10.90	8.900	17.00	0.00	0.00	17.000	0.000	17.0	78.0	5.50	1,399
	A-E	017	Square	bin floor		0.000	12.10	5.100	50.00	0.00	0.00	50.000	0.000	50.0	49.6	4.20	2,584
	A-E	018	Square	bin floor		0.000	12.10	5.100	50.00	0.00	0.00	50.000	0.000	50.0	49.6	4.20	2,584
	A-E	019	Square	bin floor		0.000	12.10	6.800	50.00	0.00	0.00	50.000	0.000	50.0	66.1	5.00	3,470
	A-E	020 U	Square	bin floor		0.000	10.90	8.900	43.00	0.00	0.00	43.000	0.000	43.0	78.0	5.50	3,538
	A-E	020 L	Square	blind msre thru hole manlift		0.000	10.90	8.900	18.50	0.00	0.00	18.500	0.000	18.5	78.0	5.50	1,522
	A-E	021	Square	bin floor		0.000	4.800	4.000	51.00	0.00	0.00	51.000	0.000	51.0	15.4	2.00	801

Client ID: 2025	NDPSC Bin Capacity Chart	08/19/2010 03:26:31 PM
Exam Date:08/19/2010	Cando Farmers Grain & Oil Cooperative, I	Page: 8
Examiner: 2	PO Box 456 Cando, ND County:	

Status	Section	Bin Number	Bin Type	Base Point	Diameter or Bu/Ft (Irreg).	Length	Width	Side wall	Add for Hopper	Ded. for Obst.	Effective Depth	Add for Peak	Depth for Capac.	Bushels per Foot	Base Pack%	Bushel Capacity with Pack
--------	---------	------------	----------	------------	-------------------------------	--------	-------	--------------	----------------------	----------------------	--------------------	--------------------	------------------------	------------------------	---------------	------------------------------

Facility: Egeland

Section: A-E

A-E	022	Peaked	top of sidewall		26.700	0.000	0.000	66.00	0.00	0.00	66.000	1.600	67.6	450.1	8.20	32,922
A-E	023	Peaked	top of sidewall		26.700	0.000	0.000	66.00	0.00	0.00	66.000	1.600	67.6	450.1	8.20	32,922
A-E	024	Peaked	top of sidewall		59.700	0.000	0.000	57.50	0.00	0.00	57.500	4.200	61.7	2250.2	10.0	152,721
A-E	025	Peaked	top of sidewall		59.700	0.000	0.000	57.50	0.00	0.00	57.500	4.200	61.7	2250.2	10.0	152,721

Bin count: 25

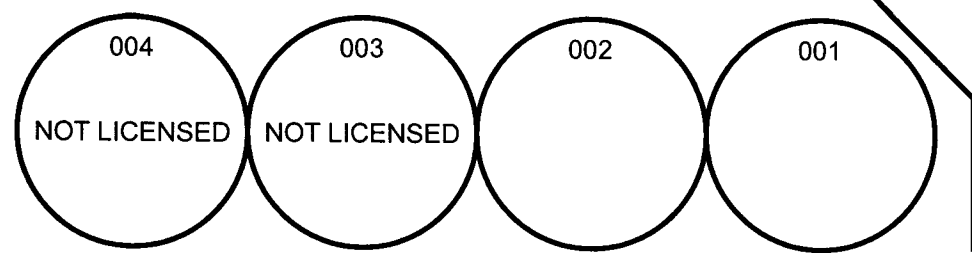
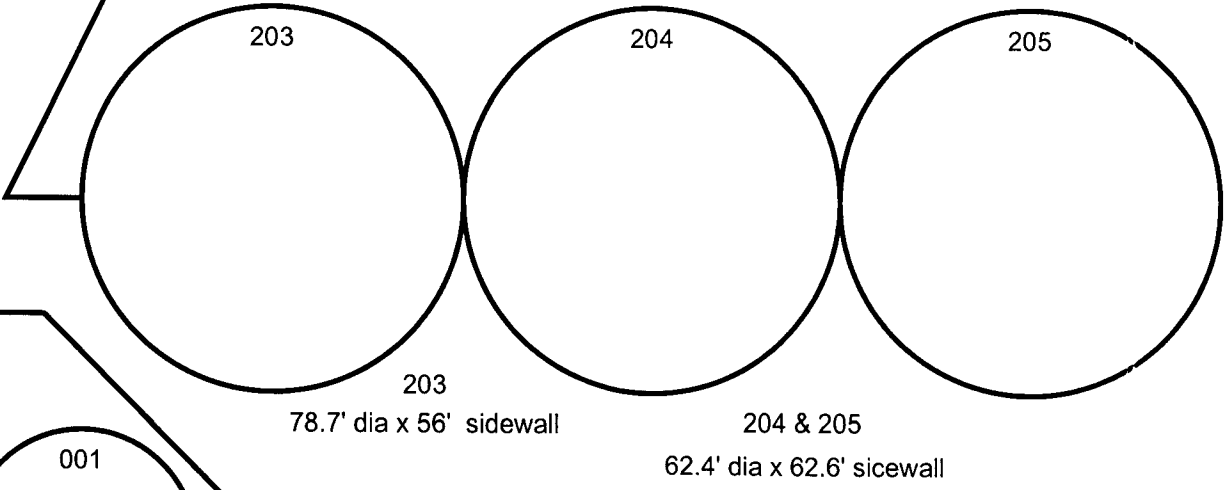
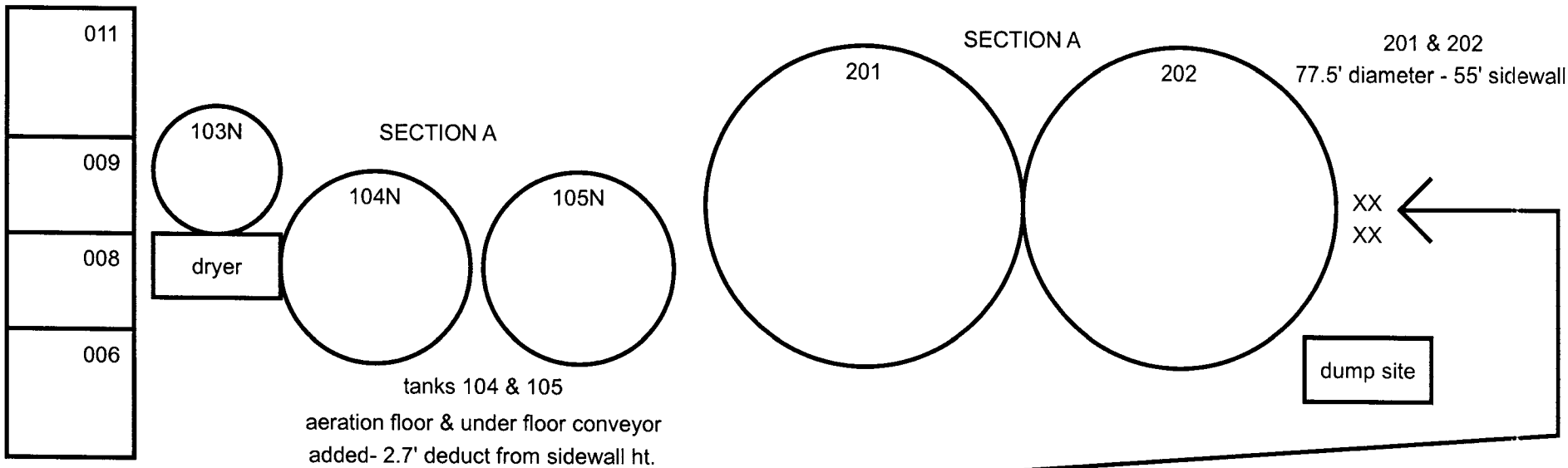
Facility: Egeland Section: A-E Total: 418,339

To Even: 419,000

Overall Licensed Bin Capacity for:	Licensed Capacity:	2,224,975 Bu.
Cando Farmers Grain & Oil Cooperative, I	(includes pack)	
Bin count: 116	Licensed Capacity (to even):	2,227,000 Bu.
	(includes pack and section totals are rounded up to next highest 1000)	

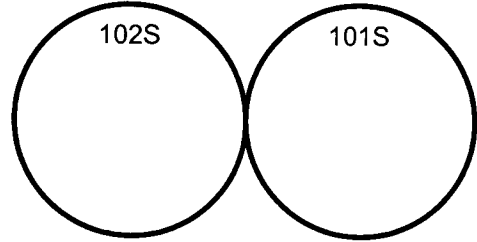
CANDO FARMERS GRAIN & OIL CO-OP INC.
CANDO N.D.
SECTION A

BNSF RAIL



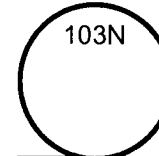
CANDO FARMERS GRAIN & OIL CO-OP INC.
 CANDO N.D.
 SECTION A

BNSF RAIL

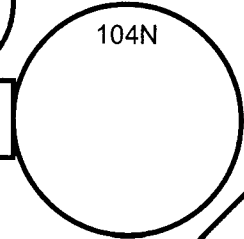



SECTION A

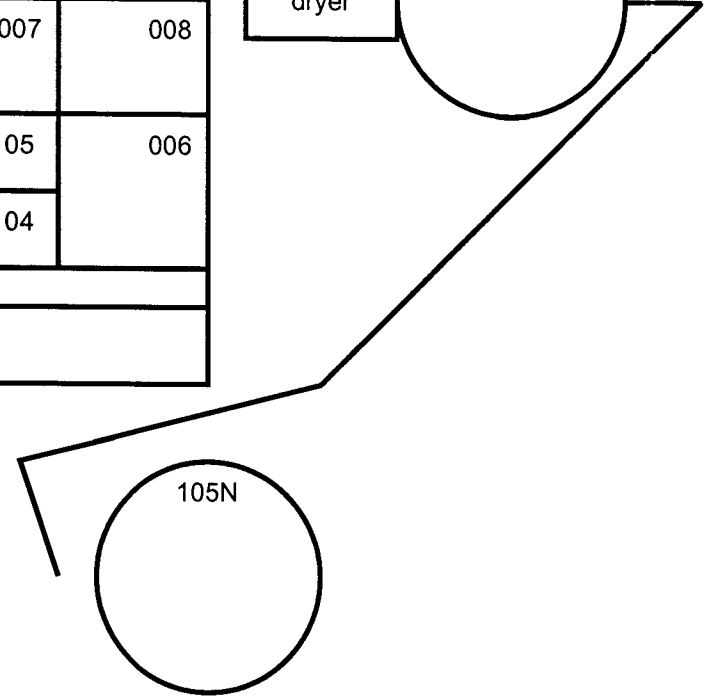
020	018	017	015	013	011
			scale		
	019	021	016	012	009
022	024	028	002	007	008
		XX	XX	05	006
025	026	027	003	04	
Office					



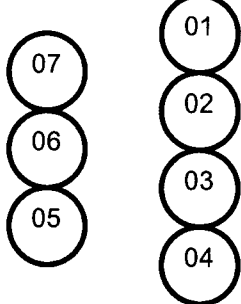
SECTION A



SECTION A



Section B
 Deleted 08-09



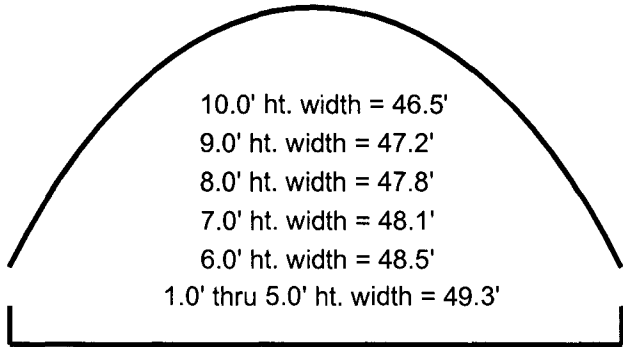
Quonset Section D
 located 2 blocks south of Section A

CANDO FARMERS GRAIN & OIL COOP INC.

CANDO ND

Section D

quonset 001



average grain depth 8.5'

Capacity = 54,000 bu.

Basic Dimensions

base 148.0' L x 49.3' W

foundation ht. 3.0'


east side straight wall top to floor = 11.5'

1.0' ht. thru 5.0' ht. same width = 49.3'

center of overhead ceiling to floor 23.0'

bottom center drag auger to floor 18.5'

west side wall bulge in insulation - 11.5' to floor

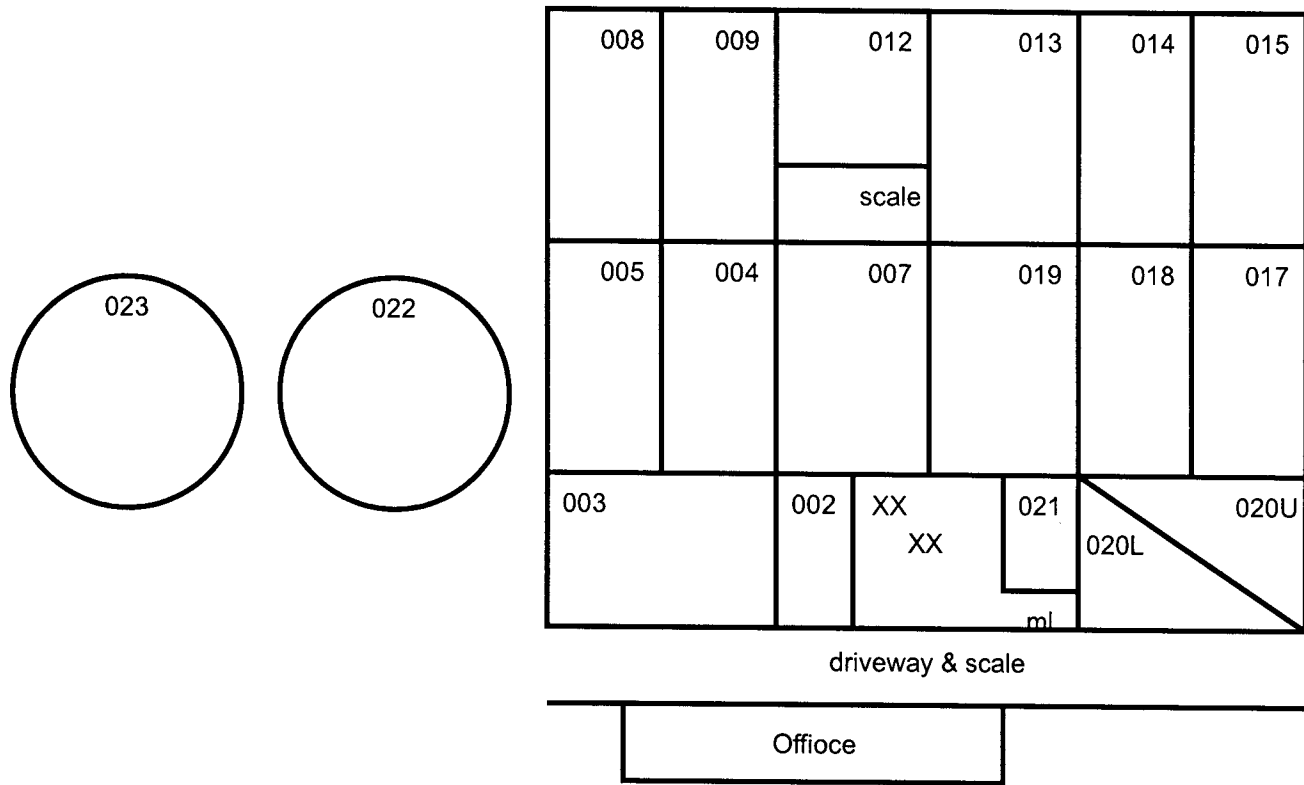


CANDO FARMERS GRAIN & OIL COOPERATIVE INC.

EGELAND Location

Section A-E

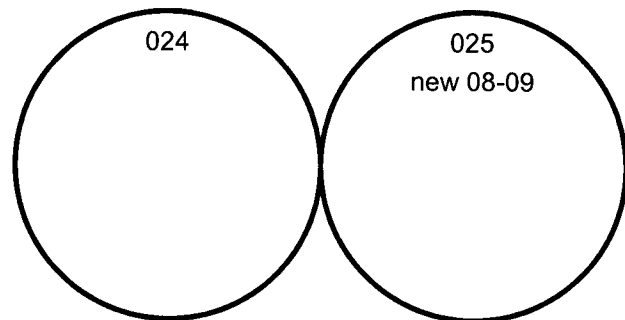
Northern Plains Rail



SECTION A-E

Note- measure 20L thru hole in manlift well 19.5' above floor

new construction
 59.7' diameter
 sidewall ht. of 57.5'
 (58.75' sidewall less 15" aeration floor)



CANDO FARMERS GRAIN & OIL CO-OP INC.
 CANDO N.D.
 SECTION C

BNSF RAIL

106	105	104	112
108	110	113	102
109	111U 111L	XX XX	101

008	009	011	012	013A	013
007	006	010	015	014	018
005	002	01	03	020	019A
				019	

driveway

FEED MILL & WAREHOUSE

OFFICE

	201	203	205	207	209
	202	204	206	208	210

dryer

bin 111L -measure 1/2 way up man lift well