

Exam Date:07/13/2010

ADM Edible Bean Specialties, Inc.

Page: 1

Examiner: 1

4666 Faries Parkway

Decatur , IL

County:

Phone: 217-451-4387

CCC Number:

Location/Container Numbers/Comments	Section	Capacity
<b>PART A - ADDITIONAL SPACE TO BE INCLUDED UNDER LICENSE</b>		
001	E-C	4,787
002	E-C	4,787
302	D	98,107
303	D	98,107
		<b>Total:</b> 205,788

**PART B - SPACE TO BE DELETED UNDER LICENSE**

210-81	P	23,566
211-81	P	23,566
212-81	P	21,833
213-81	P	20,145
214-81	P	18,755
215-81	P	18,755
		<b>Total:</b> 126,620

**PART C - ALL SPACE TO BE INCLUDED UNDER LICENSE**

A	149,000
A-C	41,000
A-G	437,000
A-N	749,000
A-S	308,000
A-V	39,000
B	14,000
B-C	7,000
B-N	153,000
B-S	152,000
B-V	243,000
C-C	586,000
C-S	229,000
C-V	260,000
D	386,000
D-C	40,000
E	68,000
E-C	10,000
G	66,000
H	67,000
I	31,000
J	67,000
L	74,000
P	314,000

Location/Container Numbers/Comments	Section	Capacity
<b>PART D - TOTAL CAPACITY BY FUNCTIONAL UNIT</b>		
Casselton 105	A-C B-C C-C D-C E-C	684,000
Cavalier 942	A-V B-V C-V	542,000
Galesburg 927	A-G	437,000
Grafton 940	A B D E G H J L P	1,205,000
Inkster 941	I	31,000
Northwood 106	A-N B-N	902,000
St. Thomas 107	A-S B-S C-S	689,000
	<b>Total:</b>	<b>4,490,000</b>

Exam Date:07/13/2010

ADM Edible Bean Specialties, Inc.  
4666 Faries Parkway  
Decatur, IL  
County:

Page: 1

Examiner: 1

Status	Section	Bin Number	Bin Type	Base Point	Diameter or Bu/Ft (Irreg.)	Length	Width	Side wall	Add for Hopper	Ded. for Obst.	Effective Depth	Add for Peak	Depth for Capac.	Bushels per Foot	Base Pack%	Bushel Capacity with Pack
--------	---------	------------	----------	------------	-------------------------------	--------	-------	--------------	----------------------	----------------------	--------------------	--------------------	------------------------	------------------------	---------------	------------------------------

## Facility: Casselton

### Section: A-C

A-C	001	Square	floor over bins		0.000	11.00	8.000	52.00	0.00	0.00	52.000	0.000	52.0	70.7	5.20	3,867
A-C	002	Square	floor over bins		0.000	11.00	10.90	71.00	0.00	0.00	71.000	0.000	71.0	96.4	6.00	7,255
A-C	003	Square	floor over bins		0.000	11.00	8.000	71.00	0.00	0.00	71.000	0.000	71.0	70.7	5.20	5,281
A-C	005	Square	floor over bins		0.000	8.000	5.000	51.00	0.00	0.00	51.000	0.000	51.0	32.2	2.50	1,683
A-C	007	Square	floor over bins		0.000	8.000	5.000	51.00	0.00	0.00	51.000	0.000	51.0	32.2	2.50	1,683
A-C	008	Square	floor over bins		0.000	8.000	5.000	51.00	0.00	0.00	51.000	0.000	51.0	32.2	2.50	1,683
A-C	010	Square	floor over bins		0.000	8.000	5.000	51.00	0.00	0.00	51.000	0.000	51.0	32.2	2.50	1,683
A-C	011	Square	floor over bins		0.000	10.90	3.000	51.00	0.00	0.00	51.000	0.000	51.0	26.3	2.50	1,375
A-C	013	Square	floor over bins		0.000	11.00	10.90	71.00	0.00	0.00	71.000	0.000	71.0	96.4	6.00	7,255
A-C	014	Square	floor over bins		0.000	11.00	8.000	71.00	0.00	0.00	71.000	0.000	71.0	70.7	5.20	5,281
A-C	015	Square	floor over bins		0.000	11.00	8.000	52.00	0.00	0.00	52.000	0.000	52.0	70.7	5.20	3,867

Bin count: 11

Facility: Casselton Section: A-C Total: 40,913

To Even: 41,000

### Section: B-C

B-C	101	Square	flat roof over bins		0.000	8.000	8.000	30.00	2.00	0.00	32.000	0.000	32.0	51.4	4.50	1,719
B-C	102	Square	flat roof over bins		0.000	8.000	8.000	30.00	2.00	0.00	32.000	0.000	32.0	51.4	4.50	1,719
B-C	103	Square	flat roof over bins		0.000	8.000	8.000	30.00	2.00	0.00	32.000	0.000	32.0	51.4	4.50	1,719
B-C	104	Square	flat roof over bins		0.000	8.000	8.000	30.00	2.00	0.00	32.000	0.000	32.0	51.4	4.50	1,719

## NDPSC Bin Capacity Chart

Exam Date:07/13/2010

ADM Edible Bean Specialties, Inc.  
4666 Faries Parkway  
Decatur, IL  
County:

Examiner: 1

Page: 2

Status	Section	Bin Number	Bin Type	Base Point	Diameter or Bu/Ft (Irreg.) Length	Width	Side wall	Add for Hopper	Ded. for Obst.	Effective Depth	Add for Peak	Depth for Capac.	Bushels per Foot	Base Pack%	Bushel Capacity with Pack
<b>Bin count:</b>		<b>4</b>													
														<b>Facility: Casselton Section: B-C Total:</b>	<b>6,876</b>
														<b>To Even:</b>	<b>7,000</b>

**Section: C-C**

C-C	201	Peaked	eave at sidewall	48.000	0.000	0.000	33.20	0.00	0.00	33.200	3.400	36.6	1454.6	10.0	58,562
C-C	202	Peaked	eave at sidewall	48.000	0.000	0.000	33.20	0.00	0.00	33.200	3.400	36.6	1454.6	10.0	58,562
C-C	203	Peaked	eave at sidewall	48.000	0.000	0.000	33.20	0.00	0.00	33.200	3.400	36.6	1454.6	10.0	58,562
C-C	204	Peaked	eave at sidewall	48.000	0.000	0.000	33.20	0.00	0.00	33.200	3.400	36.6	1454.6	10.0	58,562
C-C	205	Peaked	eave at sidewall	48.000	0.000	0.000	33.20	0.00	0.00	33.200	3.400	36.6	1454.6	10.0	58,562
C-C	206	Peaked	eave at sidewall	48.000	0.000	0.000	33.20	0.00	0.00	33.200	3.400	36.6	1454.6	10.0	58,562
C-C	207	Peaked	eave at sidewall	48.000	0.000	0.000	33.20	0.00	0.00	33.200	3.400	36.6	1454.6	10.0	58,562
C-C	208	Peaked	eave at sidewall	48.000	0.000	0.000	33.20	0.00	0.00	33.200	3.400	36.6	1454.6	10.0	58,562
C-C	209	Peaked	eave at sidewall	48.000	0.000	0.000	33.20	0.00	0.00	33.200	3.400	36.6	1454.6	10.0	58,562
C-C	210	Peaked	eave at sidewall	48.000	0.000	0.000	33.20	0.00	0.00	33.200	3.400	36.6	1454.6	10.0	58,562
<b>Bin count:</b>		<b>10</b>													
														<b>Facility: Casselton Section: C-C Total:</b>	<b>585,620</b>
														<b>To Even:</b>	<b>586,000</b>

**Section: D-C**

D-C	301	Square	flat roof over bins	0.000	10.00	10.00	44.20	3.30	0.00	47.500	0.000	47.5	80.4	5.50	4,029
D-C	302	Square	flat roof over bins	0.000	10.00	10.00	44.20	3.30	0.00	47.500	0.000	47.5	80.4	5.50	4,029
D-C	303	Square	flat roof over bins	0.000	10.00	10.00	44.20	3.30	0.00	47.500	0.000	47.5	80.4	5.50	4,029
D-C	304	Square	flat roof over bins	0.000	10.00	10.00	44.20	3.30	0.00	47.500	0.000	47.5	80.4	5.50	4,029
D-C	305	Flat	bag storage	0.000	70.00	40.00	9.500	0.00	0.00	9.500	0.000	9.5	2250.8	10.0	23,521

Client ID: 262

## NDPSC Bin Capacity Chart

07/14/2010 10:22:10 AM

Exam Date: 07/13/2010

ADM Edible Bean Specialties, Inc.  
 4666 Faries Parkway  
 Decatur, IL  
 County:

Page: 3

Examiner: 1

Status	Section	Bin Number	Bin Type	Base Point	Diameter or Bu/Ft (Irreg).		Side wall	Add for Hopper	Ded. for Obst.	Effective Depth	Add for Peak	Depth for Capac.	Bushels per Foot	Base Pack%	Bushel Capacity with Pack	
					Length	Width										
<b>Bin count:</b>		<b>5</b>													<b>Facility: Casselton Section: D-C Total:</b>	<b>39,637</b>
														<b>To Even:</b>	<b>40,000</b>	

### Section: E-C

Added	E-C	001	Peaked	Enderlin site	16.000	0.000	0.000	25.00	2.00	0.00	27.000	1.000	28.0	161.6	5.80	4,787
Added	E-C	002	Peaked	Enderlin site	16.000	0.000	0.000	25.00	2.00	0.00	27.000	1.000	28.0	161.6	5.80	4,787
<b>Bin count:</b>		<b>2</b>													<b>Facility: Casselton Section: E-C Total:</b>	<b>9,574</b>
														<b>To Even:</b>	<b>10,000</b>	

## NDPSC Bin Capacity Chart

Exam Date: 07/13/2010

Examiner: 1

ADM Edible Bean Specialties, Inc.  
4666 Faries Parkway  
Decatur, IL  
County:

Status	Section	Bin Number	Bin Type	Base Point	Diameter or Bu/Ft (Irreg.)		Side wall	Add for Hopper	Ded. for Obst.	Effective Depth	Add for Peak	Depth for Capac.	Bushels per Foot	Base Pack%	Bushel Capacity with Pack
					Length	Width									

## Facility: Cavalier

### Section: A-V

A-V	001	Square	top of bin at side wall	0.000	10.40	10.30	12.80	1.40	0.00	14.200	0.000	14.2	86.1	5.80	1,294
A-V	002	Square	top of bin at side wall	0.000	10.40	10.30	12.80	1.40	0.00	14.200	0.000	14.2	86.1	5.80	1,294
A-V	003	Square	top of bin at side wall	0.000	10.40	8.300	15.80	1.40	0.00	17.200	0.000	17.2	69.4	5.20	1,256
A-V	004	Square	top of bin at side wall	0.000	10.30	10.30	15.80	1.40	0.00	17.200	0.000	17.2	85.3	5.80	1,552
A-V	005	Square	top of bin at side wall	0.000	10.30	6.100	15.80	1.40	0.00	17.200	0.000	17.2	50.5	4.50	908
A-V	006	Square	top of bin at side wall	0.000	10.30	10.30	15.80	1.40	0.00	17.200	0.000	17.2	85.3	5.80	1,552
A-V	007	Square	top of bin at side wall	0.000	10.00	10.30	15.80	1.40	0.00	17.200	0.000	17.2	82.8	5.50	1,502
A-V	008	Square	top of bin at side wall	0.000	10.30	8.200	15.80	1.40	0.00	17.200	0.000	17.2	67.9	5.20	1,229
A-V	009	Square	top of bin at side wall	0.000	10.40	10.30	15.80	1.40	0.00	17.200	0.000	17.2	86.1	5.80	1,567
A-V	010	Square	top of bin at side wall	0.000	10.40	10.30	15.80	1.40	0.00	17.200	0.000	17.2	86.1	5.80	1,567
A-V	011	Square	top of bin at side wall	0.000	10.30	10.20	15.80	1.40	3.90	13.300	0.000	13.3	84.5	5.80	1,189
A-V	012	Square	top of bin at side wall	0.000	10.30	10.20	15.80	1.40	0.00	17.200	0.000	17.2	84.5	5.80	1,537
A-V	013	Flat	bag storage	0.000	100.0	20.00	6.000	0.00	0.00	6.000	0.000	6.0	1607.7	10.0	10,611
A-V	014	Flat	bag storage	0.000	50.00	50.00	5.000	0.00	0.00	5.000	0.000	5.0	2009.6	10.0	11,053

**Bin count: 14**

**Facility: Cavalier Section: A-V Total: 38,111**

**To Even: 39,000**

### Section: B-V

B-V	101	Flat	catwalk to floor 36.0' bttm	0.000	60.20	25.40	30.00	0.00	0.00	30.000	0.000	30.0	1229.2	10.0	40,564
B-V	102	Flat	catwalk to floor 36.' bttm	0.000	60.20	25.40	30.00	0.00	0.00	30.000	0.000	30.0	1229.2	10.0	40,564

# NDPSC Bin Capacity Chart

Exam Date:07/13/2010

ADM Edible Bean Specialties, Inc.  
 4666 Faries Parkway  
 Decatur, IL  
 County:

Examiner: 1

Status	Section	Bin Number	Bin Type	Base Point	Diameter or Bu/Ft (Irreg).		Side wall	Add for Hopper	Ded. for Obst.	Effective Depth	Add for Peak	Depth for Capac.	Bushels per Foot	Base Pack%	Bushel Capacity with Pack
					Length	Width									

## Facility: Cavalier

### Section: B-V

B-V	103	Flat	catwalk to floor 36.' bttm	0.000	60.20	25.40	30.00	0.00	0.00	30.000	0.000	30.0	1229.2	10.0	40,564
B-V	104	Flat	catwalk to floor 36.' bttm	0.000	60.20	25.40	30.00	0.00	0.00	30.000	0.000	30.0	1229.2	10.0	40,564
B-V	105	Flat	catwalk to floor 36.' bttm	0.000	60.20	50.00	30.00	0.00	0.00	30.000	0.000	30.0	2419.6	10.0	79,847

Bin count: 5

Facility: Cavalier Section: B-V Total: **242,103**

To Even: **243,000**

### Section: C-V

C-V	201	Peaked	eave at sidewall	48.000	0.000	0.000	50.60	0.00	0.00	50.600	3.400	54.0	1454.6	10.0	86,403
C-V	202	Peaked	eave at sidewall	48.000	0.000	0.000	50.60	0.00	0.00	50.600	3.400	54.0	1454.6	10.0	86,403
C-V	203	Peaked	eave at sidewall	48.000	0.000	0.000	50.60	0.00	0.00	50.600	3.400	54.0	1454.6	10.0	86,403

Bin count: 3

Facility: Cavalier Section: C-V Total: **259,209**

To Even: **260,000**

Exam Date:07/13/2010

ADM Edible Bean Specialties, Inc.  
4666 Faries Parkway  
Decatur, IL  
County:

Examiner: 1

Page: 6

Status	Section	Bin Number	Bin Type	Base Point	Diameter or Bu/Ft (Irreg.)	Length	Width	Side wall	Add for Hopper	Ded. for Obst.	Effective Depth	Add for Peak	Depth for Capac.	Bushels per Foot	Base Pack%	Bushel Capacity with Pack
--------	---------	------------	----------	------------	-------------------------------	--------	-------	--------------	----------------------	----------------------	--------------------	--------------------	------------------------	------------------------	---------------	------------------------------

## Facility: Galesburg

### Section: A-G

A-G	001	Flat	bag storage		0.000	78.00	50.00	2.500	0.00	0.00	2.500	0.000	2.5	3135.0	10.0	8,622
A-G	002	Square	top of bin at side wall -bag		0.000	11.70	9.800	4.000	1.70	0.00	5.700	0.000	5.7	92.2	5.80	557
A-G	002 A	Square	top of bin at side wall -bag		0.000	11.70	9.800	7.500	1.70	0.00	9.200	0.000	9.2	92.2	5.80	897
A-G	003	Square	top of bin at side wall		0.000	9.800	8.000	7.500	1.50	0.00	9.000	0.000	9.0	63.0	5.00	595
A-G	004	Square	top of bin at side wall		0.000	9.800	8.000	7.500	1.50	0.00	9.000	0.000	9.0	63.0	5.00	595
A-G	005	Peaked	top of bin at side wall		12.500	0.000	0.000	10.00	2.00	0.00	12.000	0.800	12.8	98.6	5.00	1,325
A-G	006	Peaked	top of bin at side wall		12.500	0.000	0.000	10.00	2.00	0.00	12.000	0.800	12.8	98.6	5.00	1,325
A-G	007	Square	top of bin at side wall		0.000	8.000	8.000	13.00	3.00	0.00	16.000	0.000	16.0	51.4	4.50	859
A-G	008	Square	top of bin at side wall		0.000	8.000	8.000	13.00	3.00	0.00	16.000	0.000	16.0	51.4	4.50	859
A-G	101	Peaked	eave at side wall		36.000	0.000	0.000	22.40	0.00	0.00	22.400	2.200	24.6	818.2	10.0	22,141
A-G	102	Peaked	eave at side wall		36.000	0.000	0.000	22.40	0.00	0.00	22.400	2.200	24.6	818.2	10.0	22,141
A-G	103	Peaked	eave at side wall		36.000	0.000	0.000	22.40	0.00	0.00	22.400	2.200	24.6	818.2	10.0	22,141
A-G	104	Peaked	eave at side wall		36.000	0.000	0.000	22.40	0.00	0.00	22.400	2.200	24.6	818.2	10.0	22,141
A-G	105	Peaked	eave at side wall		36.000	0.000	0.000	23.25	0.00	0.00	23.250	2.200	25.5	818.2	10.0	22,950
A-G	106	Peaked	eave at side wall		36.000	0.000	0.000	23.25	0.00	0.00	23.250	2.200	25.5	818.2	10.0	22,950
A-G	107	Peaked	eave at side wall		36.000	0.000	0.000	23.25	0.00	0.00	23.250	2.200	25.5	818.2	10.0	22,950
A-G	108	Peaked	eave at side wall		36.000	0.000	0.000	23.25	0.00	0.00	23.250	2.200	25.5	818.2	10.0	22,950
A-G	109	Peaked	eave at side wall		36.000	0.000	0.000	23.25	0.00	0.00	23.250	2.200	25.5	818.2	10.0	22,950
A-G	110	Peaked	eave at side wall		36.000	0.000	0.000	23.25	0.00	0.00	23.250	2.200	25.5	818.2	10.0	22,950
A-G	201	Quonset	16.8' light fixtres west wall		0.000	150.0	60.00	12.20	0.00	0.00	12.200	0.000	12.2	7030.0	10.0	94,343
A-G	202	Flat	grain wall ht. 12'		0.000	140.0	60.00	13.50	0.00	0.00	13.500	0.000	13.5	6752.4	10.0	100,273

Client ID: 262

# NDPSC Bin Capacity Chart

07/14/2010 10:22:21 AM

Exam Date:07/13/2010

ADM Edible Bean Specialties, Inc.  
4666 Faries Parkway  
Decatur, IL  
County:

Page: 7

Examiner: 1

Status	Section	Bin Number	Bin Type	Base Point	Diameter or Bu/Ft (Irreg.)	Length	Width	Side wall	Add for Hopper	Ded. for Obst.	Effective Depth	Add for Peak	Depth for Capac.	Bushels per Foot	Base Pack%	Bushel Capacity with Pack
--------	---------	------------	----------	------------	-------------------------------	--------	-------	--------------	----------------------	----------------------	--------------------	--------------------	------------------------	------------------------	---------------	------------------------------

**Bin count: 21**

**Facility: Galesburg Section: A-G Total: 436,514**

**To Even: 437,000**

Exam Date:07/13/2010

Examiner: 1

ADM Edible Bean Specialties, Inc.  
4666 Faries Parkway  
Decatur, IL  
County:

Page: 8

Status	Section	Bin Number	Bin Type	Base Point	Diameter or Bu/Ft (Irreg).		Side wall	Add for Hopper	Ded. for Obst.	Effective Depth	Add for Peak	Depth for Capac.	Bushels per Foot	Base Pack%	Bushel Capacity with Pack
					Length	Width									

## Facility: Grafton

### Section: A

A	001	Square	top of sidewall	0.000	10.00	10.00	31.00	2.70	0.00	33.700	0.000	33.7	80.4	5.50	2,858
A	002	Square	top of sidewall	0.000	10.00	10.00	31.00	2.70	0.00	33.700	0.000	33.7	80.4	5.50	2,858
A	003	Square	top of sidewall	0.000	10.00	8.000	31.00	2.70	0.00	33.700	0.000	33.7	64.3	5.00	2,275
A	004	Square	top of sidewall	0.000	10.00	10.00	31.00	2.70	0.00	33.700	0.000	33.7	80.4	5.50	2,858
A	005	Square	top of sidewall	0.000	10.00	10.00	31.00	2.70	0.00	33.700	0.000	33.7	80.4	5.50	2,858
A	006	Square	top of sidewall	0.000	10.00	8.000	31.00	2.70	0.00	33.700	0.000	33.7	64.3	5.00	2,275
A	007 Cull	Square	top of sidewall	0.000	10.00	10.00	22.50	2.30	0.00	24.800	0.000	24.8	80.4	5.50	2,104
A	008 Spts	Square	top of sidewall	0.000	10.00	10.00	22.50	2.30	0.00	24.800	0.000	24.8	80.4	5.50	2,104
A	009 Blndr	Square	blender bin top of sidewall	0.000	7.500	6.500	19.75	2.00	0.00	21.750	0.000	21.8	39.2	3.00	881
A	013	Flat	catwalk grate to floor 24.2'	0.000	100.0	46.30	20.00	0.00	0.00	20.000	0.000	20.0	3721.9	10.0	81,882
A	014	Flat	catwalk grate to floor 24.2'	0.000	49.40	46.30	20.00	0.00	0.00	20.000	0.000	20.0	1838.6	10.0	40,449
A	015	Flat	bag storage 5000 bus.	0.000	100.0	38.80	1.500	0.00	0.00	1.500	0.000	1.5	3119.0	10.0	5,147

Bin count: 12

Facility: Grafton Section: A Total: 148,549

To Even: 149,000

### Section: B

B	102	Square	floor over bins	0.000	11.70	10.00	28.60	2.00	0.00	30.600	0.000	30.6	94.1	6.00	3,052
B	103	Square	floor over bins	0.000	11.70	10.00	28.60	2.00	0.00	30.600	0.000	30.6	94.1	6.00	3,052
B	105	Square	floor over bins	0.000	9.500	6.700	28.60	2.00	0.00	30.600	0.000	30.6	51.2	4.50	1,638
B	106	Square	floor over bins	0.000	11.70	10.00	28.60	2.00	0.00	30.600	0.000	30.6	94.1	6.00	3,052

Client ID: 262

## NDPSC Bin Capacity Chart

07/14/2010 10:22:26 AM

Exam Date:07/13/2010

ADM Edible Bean Specialties, Inc.  
4666 Faries Parkway  
Decatur, IL  
County:

Examiner: 1

Page: 9

Status	Section	Bin Number	Bin Type	Base Point	Diameter or Bu/Ft (Irreg.) Length	Width	Side wall	Add for Hopper	Ded. for Obst.	Effective Depth	Add for Peak	Depth for Capac.	Bushels per Foot	Base Pack%	Bushel Capacity with Pack
--------	---------	------------	----------	------------	-----------------------------------------	-------	--------------	----------------------	----------------------	--------------------	--------------------	------------------------	------------------------	---------------	------------------------------

**Facility: Grafton****Section: B**

B	107	Square	floor over bins		0.000	11.70	10.00	28.60	2.00	0.00	30.600	0.000	30.6	94.1	6.00	3,052
<b>Bin count:</b>				<b>5</b>												
														<b>Facility: Grafton Section: B Total:</b>	<b>13,846</b>	
														<b>To Even:</b>	<b>14,000</b>	

**Section: D**

D	301	Flat	center drag 30.8' sidewall		0.000	200.0	80.00	13.40	0.00	0.00	13.400	0.000	13.4	12861.7	10.0	189,582
Added	D	302	Peaked	top of sidewall at eave	55.000	0.000	0.000	42.80	0.00	0.00	42.800	3.900	46.7	1909.8	10.0	98,107
Added	D	303	Peaked	top of sidewall at eave	55.000	0.000	0.000	42.80	0.00	0.00	42.800	3.900	46.7	1909.8	10.0	98,107
<b>Bin count:</b>				<b>3</b>												
														<b>Facility: Grafton Section: D Total:</b>	<b>385,796</b>	
														<b>To Even:</b>	<b>386,000</b>	

**Section: E**

E	401	Flat	foundation of quonset		0.000	147.0	50.50	3.800	0.00	0.00	3.800	0.000	3.8	5967.4	10.0	24,944
E	402	Quonset	center auger 19.4'		0.000	147.0	50.00	6.600	0.00	0.00	6.600	0.000	6.6	5838.9	10.0	42,391
<b>Bin count:</b>				<b>2</b>												
														<b>Facility: Grafton Section: E Total:</b>	<b>67,335</b>	
														<b>To Even:</b>	<b>68,000</b>	

Exam Date:07/13/2010

ADM Edible Bean Specialties, Inc.  
4666 Faries Parkway  
Decatur, IL  
County:

Page: 10

Examiner: 1

Status	Section	Bin Number	Bin Type	Base Point	Diameter or Bu/Ft (Irreg).		Side wall	Add for Hopper	Ded. for Obst.	Effective Depth	Add for Peak	Depth for Capac.	Bushels per Foot	Base Pack%	Bushel Capacity with Pack
					Length	Width									

## Facility: Grafton

### Section: G

G	601	Nash	Quonset	center drag	16.2'	red paint	0.000	199.0	47.50	8.000	0.00	0.00	8.000	0.000	8.0	7452.2	10.0	65,580
<b>Bin count:</b>			<b>1</b>														<b>Facility: Grafton Section: G Total:</b>	<b>65,580</b>
																	<b>To Even:</b>	<b>66,000</b>

### Section: H

H	001-C		Quonset	strand quonset			0.000	100.0	40.00	9.750	0.00	0.00	9.750	0.000	9.8	3083.0	10.0	33,235
H	002-D		Quonset	strand quonset			0.000	100.0	40.00	9.750	0.00	0.00	9.750	0.000	9.8	3083.0	10.0	33,235
<b>Bin count:</b>			<b>2</b>														<b>Facility: Grafton Section: H Total:</b>	<b>66,470</b>
																	<b>To Even:</b>	<b>67,000</b>

### Section: J

J	901	T Ga	Square	floor over bin			0.000	14.40	11.50	39.00	0.00	0.00	39.000	0.000	39.0	133.1	6.50	5,528
J	901	B	Square	bottom of 901T 39'			0.000	10.00	11.10	8.500	0.00	0.00	8.500	0.000	8.5	89.2	5.80	802
J	902	T	Square	floor over bins			0.000	14.40	11.90	39.00	0.00	0.00	39.000	0.000	39.0	137.7	6.50	5,719
J	902	B	Square	bottom 902T 39'			0.000	10.00	11.50	8.500	0.00	0.00	8.500	0.000	8.5	92.4	5.80	831
J	903	T	Square	floor over bins			0.000	14.40	11.90	39.00	0.00	0.00	39.000	0.000	39.0	137.7	6.50	5,719
J	903	B	Square	bottom 903T 39'			0.000	10.00	11.50	8.500	0.00	0.00	8.500	0.000	8.5	92.4	5.80	831
J	904	T	Square	floor over bins			0.000	14.40	11.90	39.00	0.00	0.00	39.000	0.000	39.0	137.7	6.50	5,719
J	904	B	Square	bottom 904T 39'			0.000	10.00	11.50	8.500	0.00	0.00	8.500	0.000	8.5	92.4	5.80	831
J	905	T	Square	floor over bins			0.000	14.40	11.80	39.00	0.00	0.00	39.000	0.000	39.0	136.6	6.50	5,673

# NDPSC Bin Capacity Chart

Exam Date: 07/13/2010

ADM Edible Bean Specialties, Inc.  
4666 Faries Parkway  
Decatur, IL  
County:

Examiner: 1

Status	Section	Bin Number	Bin Type	Base Point	Diameter or Bu/Ft (Irreg).		Side wall	Add for Hopper	Ded. for Obst.	Effective Depth	Add for Peak	Depth for Capac.	Bushels per Foot	Base Pack%	Bushel Capacity with Pack
					Length	Width									

## Facility: Grafton

### Section: J

J	905 B	Square	bottom 905T 39'	0.000	10.00	11.40	8.500	0.00	0.00	8.500	0.000	8.5	91.6	5.80	824
J	906	Square	floor over bins	0.000	14.30	11.60	47.50	0.00	0.00	47.500	0.000	47.5	133.3	6.50	6,744
J	907	Square	floor over bins	0.000	14.30	11.70	47.50	0.00	0.00	47.500	0.000	47.5	134.5	6.50	6,804
J	908	Square	floor over bins	0.000	14.30	11.70	47.50	0.00	0.00	47.500	0.000	47.5	134.5	6.50	6,804
J	909	Square	floor over bins	0.000	14.30	11.70	47.50	0.00	0.00	47.500	0.000	47.5	134.5	6.50	6,804
J	910	Square	floor over bins	0.000	14.30	11.40	47.50	0.00	0.00	47.500	0.000	47.5	131.0	6.50	6,627

**Bin count: 15**

**Facility: Grafton Section: J Total: 66,260**

To Even: 67,000

### Section: L

L	001 Lankin	Flat	grainwall 12' drag 21.3'	0.000	118.0	59.00	12.00	0.00	0.00	12.000	0.000	12.0	5596.5	10.0	73,874
---	------------	------	--------------------------	-------	-------	-------	-------	------	------	--------	-------	------	--------	------	--------

**Bin count: 1**

**Facility: Grafton Section: L Total: 73,874**

To Even: 74,000

### Section: P

P	001S-offt	Flat	ceiling ht. 18.4'	0.000	93.00	17.00	11.00	0.00	0.00	11.000	0.000	11.0	1270.9	10.0	15,378
P	002S-offt	Flat	ceiling ht. 18.4'	0.000	93.00	17.00	11.00	0.00	0.00	11.000	0.000	11.0	1270.9	10.0	15,378
P	003S-offt	Flat	ceiling ht. 18.4'	0.000	93.00	17.00	11.00	0.00	0.00	11.000	0.000	11.0	1270.9	10.0	15,378
P	004S-offt	Flat	ceiling ht. 18.4'	0.000	107.0	17.00	11.00	0.00	0.00	11.000	0.000	11.0	1462.2	10.0	17,692
P	005S-offt	Flat	ceiling ht. 18.4'	0.000	107.0	17.00	11.00	0.00	0.00	11.000	0.000	11.0	1462.2	10.0	17,692

### NDPSC Bin Capacity Chart

Exam Date:07/13/2010

ADM Edible Bean Specialties, Inc.  
 4666 Faries Parkway  
 Decatur, IL  
 County:

Examiner: 1

Status	Section	Bin Number	Bin Type	Base Point	Diameter or Bu/Ft (Irreg).		Side wall	Add for Hopper	Ded. for Obst.	Effective Depth	Add for Peak	Depth for Capac.	Bushels per Foot	Base Pack%	Bushel Capacity with Pack
					Length	Width									

## Facility: Grafton

### Section: P

P	006S-offt	Flat	ceiling ht. 18.4'	0.000	107.0	17.00	11.00	0.00	0.00	11.000	0.000	11.0	1462.2	10.0	17,692
P	007S-mrtn	Flat	ceiling ht. 18.5'	0.000	102.0	33.50	12.00	0.00	0.00	12.000	0.000	12.0	2746.8	10.0	36,258
P	101DSTL	Flat	bttm rafter 19'	0.000	129.5	27.00	13.00	0.00	0.00	13.000	0.000	13.0	2810.7	10.0	40,193
P	102DSTL	Flat	bttm rafter 19'	0.000	113.0	27.00	13.00	0.00	0.00	13.000	0.000	13.0	2452.6	10.0	35,072
P	201-81	Flat	ceiling ht. 19.3'	0.000	64.25	19.20	10.50	0.00	0.00	10.500	0.000	10.5	991.6	10.0	11,453
P	202-81	Flat	ceiling ht. 19.3'	0.000	64.25	19.20	10.50	0.00	0.00	10.500	0.000	10.5	991.6	10.0	11,453
P	203-81	Flat	ceiling ht. 19.3'	0.000	64.25	19.20	10.50	0.00	0.00	10.500	0.000	10.5	991.6	10.0	11,453
P	204-81	Flat	ceiling ht. 19.3'	0.000	64.25	19.20	10.50	0.00	0.00	10.500	0.000	10.5	991.6	10.0	11,453
P	205-81	Flat	ceiling ht. 19.3'	0.000	64.25	19.20	10.50	0.00	0.00	10.500	0.000	10.5	991.6	10.0	11,453
P	206-81	Flat	ceiling ht. 19.3'	0.000	64.25	19.20	10.50	0.00	0.00	10.500	0.000	10.5	991.6	10.0	11,453
P	207-81	Flat	ceiling ht. 19.3'	0.000	64.25	19.20	10.50	0.00	0.00	10.500	0.000	10.5	991.6	10.0	11,453
P	208-81	Flat	ceiling ht. 19.3'	0.000	64.25	19.20	10.50	0.00	0.00	10.500	0.000	10.5	991.6	10.0	11,453
P	209-81	Flat	ceiling ht. 19.3'	0.000	64.25	19.20	10.50	0.00	0.00	10.500	0.000	10.5	991.6	10.0	11,453

Bin count: 18

Facility: Grafton Section: P Total: **313,810**

To Even: **314,000**

Client ID: 262

## NDPSC Bin Capacity Chart

07/14/2010 10:22:43 AM

Exam Date: 07/13/2010

ADM Edible Bean Specialties, Inc.  
 4666 Faries Parkway  
 Decatur, IL  
 County:

Page: 13

Examiner: 1

Status	Section	Bin Number	Bin Type	Base Point	Diameter or Bu/Ft (Irreg.)	Length	Width	Side wall	Add for Hopper	Ded. for Obst.	Effective Depth	Add for Peak	Depth for Capac.	Bushels per Foot	Base Pack%	Bushel Capacity with Pack
--------	---------	------------	----------	------------	-------------------------------	--------	-------	--------------	----------------------	----------------------	--------------------	--------------------	------------------------	------------------------	---------------	------------------------------

# Facility: Inkster

## Section: I

I	701	Inks	Peaked	lorrich 17.0 side & 6.5	15.000	0.000	0.000	17.00	2.20	0.00	19.200	0.900	20.1	142.1	5.50	3,013
I	702		Peaked	lorrich 17.0 side & 6.5	15.000	0.000	0.000	17.00	2.20	0.00	19.200	0.900	20.1	142.1	5.50	3,013
I	703		Quonset	center drag 15.5- grainwall	0.000	81.00	50.00	7.000	0.00	0.00	7.000	0.000	7.0	3212.5	10.0	24,737

**Bin count: 3**

**Facility: Inkster Section: I Total: 30,763**

To Even: 31,000

Exam Date:07/13/2010

ADM Edible Bean Specialties, Inc.  
4666 Faries Parkway  
Decatur, IL  
County:

Page: 14

Examiner: 1

Status	Section	Bin Number	Bin Type	Base Point	Diameter or Bu/Ft (Irreg).		Side wall	Add for Hopper	Ded. for Obst.	Effective Depth	Add for Peak	Depth for Capac.	Bushels per Foot	Base Pack%	Bushel Capacity with Pack
					Length	Width									

## Facility: Northwood

### Section: A-N

	A-N	001	Square	side wall at top of bin	0.000	8.000	2.700	50.50	2.00	0.00	52.500	0.000	52.5	17.4	2.00	932
	A-N	002	Square	side wall at top of bin	0.000	11.60	8.000	53.00	2.00	0.00	55.000	0.000	55.0	74.6	5.50	4,329
	A-N	003	Square	side wall at top of bin	0.000	11.60	8.000	53.00	2.00	0.00	55.000	0.000	55.0	74.6	5.50	4,329
	A-N	006	Square	side wall at top of bin	0.000	11.60	3.400	34.00	2.00	0.00	36.000	0.000	36.0	31.7	2.50	1,170
	A-N	007	Square	side wall at top of bin	0.000	11.60	4.600	56.50	2.00	0.00	58.500	0.000	58.5	42.9	3.50	2,598
	A-N	008	Square	side wall at top of bin	0.000	11.60	8.000	56.50	2.00	0.00	58.500	0.000	58.5	74.6	5.50	4,604
	A-N	009	Square	side wall at top of bin	0.000	8.000	2.700	50.50	2.00	0.00	52.500	0.000	52.5	17.4	2.00	932
	A-N	010	Square	side wall at top of bin	0.000	11.60	8.000	56.50	2.00	0.00	58.500	0.000	58.5	74.6	5.50	4,604
	A-N	011 T	Square	side wall at top of bin or	0.000	17.60	13.40	60.00	0.00	0.00	60.000	0.000	60.0	189.6	7.00	12,172
	A-N	011 B	Square	bottom of 11T 60'	0.000	15.40	13.40	1.700	3.30	0.00	5.000	0.000	5.0	165.9	7.00	888
	A-N	012 T	Square	top of sidewall or walk floor	0.000	17.60	13.40	60.00	0.00	0.00	60.000	0.000	60.0	189.6	7.00	12,172
	A-N	012 B	Square	bottom of 012T 60'	0.000	15.40	13.40	1.700	3.30	0.00	5.000	0.000	5.0	165.9	7.00	888
	A-N	013 T	Square	top of sidewall or floor over	0.000	17.20	13.70	60.00	0.00	0.00	60.000	0.000	60.0	189.4	7.00	12,159
	A-N	013 B	Square	bottom of 13T 60'	0.000	15.10	13.70	1.700	3.30	0.00	5.000	0.000	5.0	166.3	7.00	890
	A-N	014 T	Square	top of bin at side wall or	0.000	17.20	13.70	60.00	0.00	0.00	60.000	0.000	60.0	189.4	7.00	12,159
	A-N	014 B	Square	bottom of 14T 60'	0.000	15.10	13.70	1.700	3.30	0.00	5.000	0.000	5.0	166.3	7.00	890
	A-N	015 T	Square	top of bin at side wall or	0.000	17.20	13.70	60.00	0.00	0.00	60.000	0.000	60.0	189.4	7.00	12,159
	A-N	015 B	Square	bottom of 15T 60'	0.000	15.10	13.70	1.700	3.30	0.00	5.000	0.000	5.0	166.3	7.00	890
	A-N	016 T	Square	top of bin at side wall or	0.000	17.20	13.70	60.00	0.00	0.00	60.000	0.000	60.0	189.4	7.00	12,159
	A-N	016 B	Square	bottom of 16T 60'	0.000	15.10	13.70	1.700	3.30	0.00	5.000	0.000	5.0	166.3	7.00	890
	A-N	017 T	Square	top of bin at side wall or	0.000	17.20	13.70	60.00	0.00	0.00	60.000	0.000	60.0	189.4	7.00	12,159

Exam Date:07/13/2010

ADM Edible Bean Specialties, Inc.  
4666 Faries Parkway  
Decatur, IL  
County:

Page: 15

Examiner: 1

Status	Section	Bin Number	Bin Type	Base Point	Diameter or Bu/Ft (Irreg).		Side wall	Add for Hopper	Ded. for Obst.	Effective Depth	Add for Peak	Depth for Capac.	Bushels per Foot	Base Pack%	Bushel Capacity with Pack
					Length	Width									

## Facility: Northwood

### Section: A-N

A-N	017 B	Square	bottom of 17T 60'	0.000	15.10	13.70	1.700	3.30	0.00	5.000	0.000	5.0	166.3	7.00	890
A-N	018 T	Square	top of bin at side wall or	0.000	17.20	13.70	60.00	0.00	0.00	60.000	0.000	60.0	189.4	7.00	12,159
A-N	018 B	Square	bottom of 18T 60'	0.000	15.10	13.70	1.700	3.30	0.00	5.000	0.000	5.0	166.3	7.00	890
A-N	019 T	Square	top of bin at side wall or	0.000	17.20	13.70	60.00	0.00	0.00	60.000	0.000	60.0	189.4	7.00	12,159
A-N	019 B	Square	bottom of 19T 60'	0.000	15.10	13.70	1.700	3.30	0.00	5.000	0.000	5.0	166.3	7.00	890
A-N	020 T	Square	top of bin at side wall or	0.000	17.20	13.70	60.00	0.00	0.00	60.000	0.000	60.0	189.4	7.00	12,159
A-N	020 B	Square	bottom of 20T 60'	0.000	15.10	13.70	1.700	3.30	0.00	5.000	0.000	5.0	166.3	7.00	890
A-N	021 T	Square	top of bin at side wall or	0.000	17.60	13.40	60.00	0.00	0.00	60.000	0.000	60.0	189.6	7.00	12,172
A-N	021 B	Square	bottom of 21T 60'	0.000	15.40	13.40	1.700	3.30	0.00	5.000	0.000	5.0	165.9	7.00	888
A-N	022 T	Square	top of bin at side wall or	0.000	17.60	13.40	60.00	0.00	0.00	60.000	0.000	60.0	189.6	7.00	12,172
A-N	022 B	Square	bottom of 22T 60'	0.000	15.40	13.40	1.700	3.30	0.00	5.000	0.000	5.0	165.9	7.00	888
A-N	023	Peaked	eave at side wall	30.000	0.000	0.000	59.30	0.00	0.00	59.300	1.800	61.1	568.2	9.00	37,842
A-N	024	Peaked	eave at side wall	30.000	0.000	0.000	59.30	0.00	0.00	59.300	1.800	61.1	568.2	9.00	37,842
A-N	025	Peaked	eave at side wall	42.000	0.000	0.000	59.00	0.00	0.00	59.000	2.500	61.5	1113.7	10.0	75,342
A-N	026	Peaked	eave at side wall	42.000	0.000	0.000	59.00	0.00	0.00	59.000	2.500	61.5	1113.7	10.0	75,342
A-N	027	Peaked	eave at side wall	48.000	0.000	0.000	50.00	0.00	0.00	50.000	3.400	53.4	1454.6	10.0	85,444
A-N	028	Peaked	eave at side wall	48.000	0.000	0.000	50.00	0.00	0.00	50.000	3.400	53.4	1454.6	10.0	85,444
A-N	029	Peaked	eave at side wall	48.000	0.000	0.000	50.00	0.00	0.00	50.000	3.400	53.4	1454.6	10.0	85,444
A-N	030	Peaked	eave at side wall	48.000	0.000	0.000	50.00	0.00	0.00	50.000	3.400	53.4	1454.6	10.0	85,444

### NDPSC Bin Capacity Chart

Exam Date:07/13/2010

ADM Edible Bean Specialties, Inc.  
 4666 Faries Parkway  
 Decatur, IL  
 County:

Examiner: 1

Status	Section	Bin Number	Bin Type	Base Point	Diameter or Bu/Ft (Irreg.)	Length	Width	Side wall	Add for Hopper	Ded. for Obst.	Effective Depth	Add for Peak	Depth for Capac.	Bushels per Foot	Base Pack%	Bushel Capacity with Pack	
<b>Bin count:</b>		<b>40</b>														<b>Facility: Northwood Section: A-N Total:</b>	<b>748,274</b>
															<b>To Even:</b>	<b>749,000</b>	

### Section: B-N

B-N	101	Square	floor over bins at access	0.000	8.000	8.000	27.00	4.00	0.00	31.000	0.000	31.0	51.4	4.50	1,665		
B-N	102	Square	floor over bins at access	0.000	8.000	8.000	27.00	4.00	0.00	31.000	0.000	31.0	51.4	4.50	1,665		
B-N	103	Square	floor over bins at access	0.000	8.000	8.000	27.00	4.00	0.00	31.000	0.000	31.0	51.4	4.50	1,665		
B-N	104	Square	floor over bins at access	0.000	8.000	8.000	27.00	4.00	0.00	31.000	0.000	31.0	51.4	4.50	1,665		
B-N	105	Square	floor over bins at access	0.000	8.000	8.000	27.00	4.00	0.00	31.000	0.000	31.0	51.4	4.50	1,665		
B-N	106	Square	floor over bins at access	0.000	8.000	8.000	27.00	4.00	0.00	31.000	0.000	31.0	51.4	4.50	1,665		
B-N	107	Square	floor over bins at access	0.000	8.000	8.000	27.00	4.00	0.00	31.000	0.000	31.0	51.4	4.50	1,665		
B-N	108	Square	floor over bins at access	0.000	8.000	8.000	27.00	4.00	0.00	31.000	0.000	31.0	51.4	4.50	1,665		
B-N	109	Flat	35'x75' south end & 48' x	0.000	100.0	48.00	5.000	0.00	0.00	5.000	0.000	5.0	3858.5	10.0	21,222		
B-N	110	Flat	grain wall ht 8.0' drag auger	0.000	124.2	48.60	10.00	0.00	0.00	10.000	0.000	10.0	4852.2	10.0	53,374		
B-N	111	Flat	grain wall ht 12.2' overhead	0.000	126.0	48.60	12.00	0.00	0.00	12.000	0.000	12.0	4922.5	10.0	64,977		
<b>Bin count:</b>		<b>11</b>														<b>Facility: Northwood Section: B-N Total:</b>	<b>152,893</b>
															<b>To Even:</b>	<b>153,000</b>	

## NDPSC Bin Capacity Chart

Exam Date:07/13/2010

ADM Edible Bean Specialties, Inc.  
4666 Faries Parkway  
Decatur, IL  
County:

Page: 17

Examiner: 1

Status	Section	Bin Number	Bin Type	Base Point	Diameter or Bu/Ft (Irreg).		Side wall	Add for Hopper	Ded. for Obst.	Effective Depth	Add for Peak	Depth for Capac.	Bushels per Foot	Base Pack%	Bushel Capacity with Pack
					Length	Width									

**Facility: St. Thomas****Section: A-S**

A-S	001	Square	floor over bins		0.000	6.700	3.000	46.00	0.00	0.00	46.000	0.000	46.0	16.2	2.00	760
A-S	002	Square	floor over bins		0.000	11.00	3.600	45.00	0.00	0.00	45.000	0.000	45.0	31.8	2.50	1,467
A-S	004 T	Square	floor over bins		0.000	11.20	5.500	49.00	0.00	0.00	49.000	0.000	49.0	49.5	4.20	2,528
A-S	004 B	Square	bleow 4T 49.0'		0.000	11.20	11.00	17.00	0.00	0.00	17.000	0.000	17.0	99.0	6.00	1,784
A-S	005	Square	floor over bins		0.000	5.500	5.000	48.00	0.00	0.00	48.000	0.000	48.0	22.1	2.00	1,082
A-S	006	Square	floor over bins		0.000	5.200	5.000	48.00	0.00	0.00	48.000	0.000	48.0	20.9	2.00	1,023
A-S	009	Square	floor over bins		0.000	12.00	11.20	44.00	0.00	0.00	44.000	0.000	44.0	108.0	6.20	5,047
A-S	010	Square	floor over bins		0.000	11.20	11.00	65.00	0.00	0.00	65.000	0.000	65.0	99.0	6.00	6,821
A-S	011 T	Square	floor over bins obstruct in		0.000	11.00	4.750	13.00	0.00	0.00	13.000	0.000	13.0	42.0	3.50	565
A-S	011 B	Square	floor over bins		0.000	11.00	6.700	31.00	0.00	0.00	31.000	0.000	31.0	59.2	4.80	1,923
A-S	013	Square	floor over bins		0.000	6.700	6.000	46.00	0.00	0.00	46.000	0.000	46.0	32.3	2.50	1,523
A-S	014	Square	floor over bins		0.000	6.700	6.000	46.00	0.00	0.00	46.000	0.000	46.0	32.3	2.50	1,523
A-S	015	Square	floor over bins		0.000	11.50	11.00	65.00	0.00	0.00	65.000	0.000	65.0	101.7	6.00	7,008
A-S	016	Square	floor over bins		0.000	12.00	11.50	44.00	0.00	0.00	44.000	0.000	44.0	110.9	6.20	5,183
A-S	019	Square	floor over bins		0.000	6.700	6.000	46.00	0.00	0.00	46.000	0.000	46.0	32.3	2.50	1,523
A-S	020	Square	floor over bins		0.000	8.000	3.600	16.00	0.00	0.00	16.000	0.000	16.0	23.2	2.00	378
A-S	021	Square	floor over bins		0.000	5.700	5.600	45.00	0.00	0.00	45.000	0.000	45.0	25.7	2.50	1,186
A-S	022	Square	floor over bins		0.000	5.700	5.500	45.00	0.00	0.00	45.000	0.000	45.0	25.2	2.50	1,162
A-S	023 T	Square	floor over bins		0.000	11.50	5.500	45.00	0.00	0.00	45.000	0.000	45.0	50.8	4.50	2,389
A-S	023 B	Square	bottom of 23T 45- depth		0.000	11.50	11.00	21.00	0.00	0.00	21.000	0.000	21.0	101.7	6.00	2,264
A-S	024 T	Square	floor over bins		0.000	3.600	2.700	14.00	0.00	0.00	14.000	0.000	14.0	7.8	2.00	111

Exam Date:07/13/2010

ADM Edible Bean Specialties, Inc.  
4666 Faries Parkway  
Decatur, IL  
County:

Page: 18

Status	Section	Bin Number	Bin Type	Base Point	Diameter or Bu/Ft (Irreg).		Side wall	Add for Hopper	Ded. for Obst.	Effective Depth	Add for Peak	Depth for Capac.	Bushels per Foot	Base Pack%	Bushel Capacity with Pack
					Length	Width									

## Facility: St. Thomas

### Section: A-S

A-S	024 B	Square	bottom of 24T	14.0'	0.000	11.00	3.600	31.00	0.00	0.00	31.000	0.000	31.0	31.8	2.50	1,011
A-S	028	Square	floor over bins		0.000	16.70	13.50	26.00	0.00	0.00	26.000	0.000	26.0	181.2	7.00	5,041
A-S	029	Square	floor over bins		0.000	16.70	13.50	26.00	0.00	0.00	26.000	0.000	26.0	181.2	7.00	5,041
A-S	030	Square	floor over bins		0.000	16.70	13.50	26.00	0.00	0.00	26.000	0.000	26.0	181.2	7.00	5,041
A-S	031	Square	floor over bins		0.000	12.50	11.40	54.50	0.00	0.00	54.500	0.000	54.5	114.5	6.20	6,627
A-S	032 T	Square	floor over bins		0.000	11.40	11.00	54.00	0.00	0.00	54.000	0.000	54.0	100.8	6.00	5,770
A-S	032 B	Square	bottom of 32T	54.0'	0.000	14.80	11.40	11.00	0.00	0.00	11.000	0.000	11.0	135.6	6.50	1,589
A-S	033 T	Square	floor over bins		0.000	11.40	11.00	54.00	0.00	0.00	54.000	0.000	54.0	100.8	6.00	5,770
A-S	033 B	Square	bottom of 33T	54.0'	0.000	14.80	11.40	11.00	0.00	0.00	11.000	0.000	11.0	135.6	6.50	1,589
A-S	034	Square	floor over bins		0.000	12.50	11.60	54.50	0.00	0.00	54.500	0.000	54.5	116.6	6.20	6,749
A-S	035 T	Square	floor over bins		0.000	11.60	11.00	54.00	0.00	0.00	54.000	0.000	54.0	102.6	6.00	5,872
A-S	035 B	Square	bottom of 35T	54.0'	0.000	14.80	11.60	11.00	0.00	0.00	11.000	0.000	11.0	138.0	6.50	1,617
A-S	036 T	Square	floor over bins		0.000	11.60	11.00	54.00	0.00	0.00	54.000	0.000	54.0	102.6	6.00	5,872
A-S	036 B	Square	bottom of 36T	54.0'	0.000	14.80	11.60	11.00	0.00	0.00	11.000	0.000	11.0	138.0	6.50	1,617
A-S	037 T	Square	floor over bins		0.000	11.60	11.00	54.00	0.00	0.00	54.000	0.000	54.0	102.6	6.00	5,872
A-S	037 B	Square	bottom of 37T	54.0'	0.000	14.80	11.60	11.00	0.00	0.00	11.000	0.000	11.0	138.0	6.50	1,617
A-S	038 T	Square	floor over bins		0.000	11.60	11.00	54.00	0.00	0.00	54.000	0.000	54.0	102.6	6.00	5,872
A-S	038 B	Square	bottom of 38T	54.0'	0.000	14.80	11.60	11.00	0.00	0.00	11.000	0.000	11.0	138.0	6.50	1,617
A-S	039	Square	floor over bins		0.000	12.50	11.60	54.50	0.00	0.00	54.500	0.000	54.5	116.6	6.20	6,749
A-S	040	Square	floor over bins		0.000	10.50	4.000	9.000	0.00	0.00	9.000	0.000	9.0	33.8	2.50	312
A-S	041	Square	floor over bins		0.000	10.50	10.50	37.00	0.00	0.00	37.000	0.000	37.0	88.6	5.80	3,468

## NDPSC Bin Capacity Chart

Exam Date: 07/13/2010

ADM Edible Bean Specialties, Inc.  
4666 Faries Parkway  
Decatur, IL  
County:

Examiner: 1

Status	Section	Bin Number	Bin Type	Base Point	Diameter or Bu/Ft (Irreg.)		Side wall	Add for Hopper	Ded. for Obst.	Effective Depth	Add for Peak	Depth for Capac.	Bushels per Foot	Base Pack%	Bushel Capacity with Pack
					Length	Width									

## Facility: St. Thomas

### Section: A-S

A-S	042	Square	floor over bins	0.000	10.50	10.50	37.00	0.00	0.00	37.000	0.000	37.0	88.6	5.80	3,468
A-S	043	Square	floor over bins	0.000	9.500	10.50	37.00	0.00	0.00	37.000	0.000	37.0	80.2	5.50	3,130
A-S	044	Square	floor over bins	0.000	10.50	10.50	38.00	0.00	0.00	38.000	0.000	38.0	88.6	5.80	3,562
A-S	045	Square	floor over bins	0.000	9.500	4.500	21.00	0.00	0.00	21.000	0.000	21.0	34.4	3.00	744
A-S	046	Square	floor over bins	0.000	9.500	4.500	21.00	0.00	0.00	21.000	0.000	21.0	34.4	3.00	744
A-S	047	Square	floor over bins	0.000	10.50	9.500	14.00	0.00	0.00	14.000	0.000	14.0	80.2	5.50	1,185
A-S	048	Square	floor over bins	0.000	10.50	10.50	38.00	0.00	0.00	38.000	0.000	38.0	88.6	5.80	3,562
A-S	049	Square	floor over bins	0.000	9.500	10.50	37.00	0.00	0.00	37.000	0.000	37.0	80.2	5.50	3,130
A-S	050	Square	floor over bins	0.000	10.50	4.000	25.00	0.00	0.00	25.000	0.000	25.0	33.8	2.50	866
A-S	051	Peaked	eave at side wall	48.000	0.000	0.000	40.00	0.00	0.00	40.000	3.400	43.4	1454.6	10.0	69,443
A-S	052	Peaked	eave at side wall	48.000	0.000	0.000	40.00	0.00	0.00	40.000	3.400	43.4	1454.6	10.0	69,443
A-S	053	Flat	bag storage	0.000	75.00	36.00	7.000	0.00	0.00	7.000	0.000	7.0	2170.4	10.0	16,712

Bin count: 54

Facility: St. Thomas Section: A-S Total: **307,952**

To Even: **308,000**

### Section: B-S

B-S	101 T	Square	floor over bins	0.000	6.300	4.800	9.000	0.00	0.00	9.000	0.000	9.0	24.3	2.50	224
B-S	101 B	Square	bottom of bin 101T 9.0'	0.000	5.900	4.600	37.00	0.00	0.00	37.000	0.000	37.0	21.8	2.00	823
B-S	102 T	Square	floor over bins	0.000	10.50	10.10	9.000	0.00	0.00	9.000	0.000	9.0	85.2	5.80	811
B-S	102 M	Square	bleow 101T 9.0'	0.000	10.10	9.700	41.00	0.00	0.00	41.000	0.000	41.0	78.8	5.50	3,409

Exam Date:07/13/2010

ADM Edible Bean Specialties, Inc.  
4666 Faries Parkway  
Decatur, IL  
County:

Page: 20

Examiner: 1

Status	Section	Bin Number	Bin Type	Base Point	Diameter or Bu/Ft (Irreg).		Side wall	Add for Hopper	Ded. for Obst.	Effective Depth	Add Depth for Peak Capac.	Bushels per Foot	Base Pack%	Bushel Capacity with Pack
					Length	Width								

## Facility: St. Thomas

### Section: B-S

B-S	102B	Square	bottom of 102M 41 + 9	0.000	9.700	9.300	17.50	0.00	0.00	17.500	0.000	17.5	72.5	5.20	1,335
B-S	104 T	Square	floor over bins	0.000	14.00	10.10	9.000	0.00	0.00	9.000	0.000	9.0	113.7	6.20	1,086
B-S	104 B	Square	bottom of 104T 9.0'	0.000	14.00	9.700	9.000	0.00	0.00	9.000	0.000	9.0	109.2	6.20	1,044
B-S	105	Square	floor over bins	0.000	8.600	6.800	18.00	0.00	0.00	18.000	0.000	18.0	47.0	4.00	880
B-S	106	Square	floor over bins deduct	0.000	6.900	4.600	18.00	0.00	0.00	18.000	0.000	18.0	25.5	2.50	470
B-S	108 T	Square	floor over bins	0.000	10.10	4.800	9.000	0.00	0.00	9.000	0.000	9.0	39.0	3.00	362
B-S	108 B	Square	bottom of 108T 9.0'	0.000	9.900	4.600	37.00	0.00	0.00	37.000	0.000	37.0	36.6	3.00	1,395
B-S	109 T	Square	floor over bins	0.000	17.30	13.60	9.000	0.00	0.00	9.000	0.000	9.0	189.1	7.00	1,821
B-S	109 M	Square	below 109T 9.0'	0.000	17.00	13.20	41.00	0.00	0.00	41.000	0.000	41.0	180.4	7.00	7,914
B-S	109B	Square	bottom of 109T & 109M	0.000	16.70	12.80	22.10	0.00	0.00	22.100	0.000	22.1	171.8	7.00	4,063
B-S	110 T	Square	floor over bins	0.000	17.10	13.60	9.000	0.00	0.00	9.000	0.000	9.0	186.9	7.00	1,800
B-S	110 M	Square	below 110T 9.0'	0.000	16.80	13.20	41.00	0.00	0.00	41.000	0.000	41.0	178.3	7.00	7,822
B-S	110B	Square	bottom of 110T & 110M	0.000	16.50	12.80	22.10	0.00	0.00	22.100	0.000	22.1	169.8	7.00	4,016
B-S	111 T	Square	floor over bins	0.000	10.10	5.200	9.000	0.00	0.00	9.000	0.000	9.0	42.2	3.50	393
B-S	111 B	Square	bottom of 111T 9.0'	0.000	9.900	5.000	37.00	0.00	0.00	37.000	0.000	37.0	39.8	3.00	1,517
B-S	113 T	Square	floor over bins	0.000	10.10	10.10	9.000	0.00	0.00	9.000	0.000	9.0	82.0	5.50	779
B-S	113 M	Square	below 113T 9.0'	0.000	9.900	9.700	41.00	0.00	0.00	41.000	0.000	41.0	77.2	5.50	3,339
B-S	113B	Square	bottom of 113T & 113M	0.000	9.700	9.300	17.50	0.00	0.00	17.500	0.000	17.5	72.5	5.20	1,335
B-S	114 T	Square	floor over bins	0.000	10.10	10.10	9.000	0.00	0.00	9.000	0.000	9.0	82.0	5.50	779
B-S	114 M	Square	below 114T 9.0'	0.000	9.900	9.700	41.00	0.00	0.00	41.000	0.000	41.0	77.2	5.50	3,339
B-S	114B	Square	bottom of 114T & 114M	0.000	9.700	9.300	17.50	0.00	0.00	17.500	0.000	17.5	72.5	5.20	1,335

Exam Date:07/13/2010

ADM Edible Bean Specialties, Inc.  
4666 Faries Parkway  
Decatur, IL  
County:

Page: 21

Examiner: 1

Status	Section	Bin Number	Bin Type	Base Point	Diameter or Bu/Ft (Irreg).		Side wall	Add for Hopper	Ded. for Obst.	Effective Depth	Add for Peak	Depth for Capac.	Bushels per Foot	Base Pack%	Bushel Capacity with Pack
					Length	Width									

## Facility: St. Thomas

### Section: B-S

B-S	115 T	Square	floor over bins	0.000	14.00	10.10	9.000	0.00	0.00	9.000	0.000	9.0	113.7	6.20	1,086
B-S	115 B	Square	bottom of 115T 9.0'	0.000	14.00	9.700	35.00	0.00	0.00	35.000	0.000	35.0	109.2	6.20	4,059
B-S	116 T	Square	floor over bins	0.000	10.50	10.10	9.000	0.00	0.00	9.000	0.000	9.0	85.2	5.80	811
B-S	116 M	Square	below 116T 9.0'	0.000	10.10	9.700	41.00	0.00	0.00	41.000	0.000	41.0	78.8	5.50	3,409
B-S	116B	Square	bottom of 116T & 116M	0.000	9.700	9.300	17.50	0.00	0.00	17.500	0.000	17.5	72.5	5.20	1,335
B-S	117	Peaked	eave at sidewall	30.000	0.000	0.000	58.80	0.00	0.00	58.800	1.800	60.6	568.2	9.00	37,532
B-S	118 T	Square	floor over bins	0.000	14.00	5.200	9.000	0.00	0.00	9.000	0.000	9.0	58.5	4.80	552
B-S	118 B	Square	bottom of 118T 9.0'	0.000	14.00	5.000	37.00	0.00	0.00	37.000	0.000	37.0	56.3	4.80	2,183
B-S	119 T	Square	floor over bins	0.000	10.50	5.200	9.000	0.00	0.00	9.000	0.000	9.0	43.9	3.50	409
B-S	119 B	Square	bottom of 119T 9.0'	0.000	10.10	5.000	35.00	0.00	0.00	35.000	0.000	35.0	40.6	3.00	1,464
B-S	120	Square	dist. bin	0.000	10.50	9.600	9.000	0.00	0.00	9.000	0.000	9.0	81.0	5.50	769
B-S	121	Square	gravity floor bins	0.000	14.00	9.700	20.00	0.00	0.00	20.000	0.000	20.0	109.2	6.20	2,319
B-S	122	Square	gravity floor bins	0.000	8.600	6.900	12.00	0.00	0.00	12.000	0.000	12.0	47.7	4.00	595
B-S	123	Square	gravity floor bins	0.000	8.600	6.800	12.00	0.00	0.00	12.000	0.000	12.0	47.0	4.00	587
B-S	124	Flat	bag storage	0.000	99.00	49.20	6.500	0.00	0.00	6.500	0.000	6.5	3915.4	10.0	27,995
B-S	125	Flat	bag storage	0.000	80.00	40.00	5.200	0.00	0.00	5.200	0.000	5.2	2572.3	10.0	14,714

Bin count: 41

Facility: St. Thomas Section: B-S Total: 151,910

To Even: 152,000

Exam Date:07/13/2010

ADM Edible Bean Specialties, Inc.  
4666 Faries Parkway  
Decatur, IL  
County:

Page: 22

Examiner: 1

Status	Section	Bin Number	Bin Type	Base Point	Diameter or Bu/Ft (Irreg).		Side wall	Add for Hopper	Ded. for Obst.	Effective Depth	Add for Peak	Depth for Capac.	Bushels per Foot	Base Pack%	Bushel Capacity with Pack
					Length	Width									

## Facility: St. Thomas

### Section: C-S

C-S	211	Flat	end grain wall 14.1' high	0.000	83.50	19.00	6.000	0.00	0.00	6.000	0.000	6.0	1275.3	10.0	8,417
C-S	212	Flat	end grain wall 14.1' high	0.000	83.50	19.00	6.000	0.00	0.00	6.000	0.000	6.0	1275.3	10.0	8,417
C-S	213	Flat	sidewall 14.2' end wall ht.	0.000	83.50	19.50	6.000	0.00	0.00	6.000	0.000	6.0	1308.9	10.0	8,638
C-S	214	Flat	sidewall 14.2' end wall ht.	0.000	83.50	19.50	6.000	0.00	0.00	6.000	0.000	6.0	1308.9	10.0	8,638
C-S	215	Flat	end wall 14.1' high 13.8' low	0.000	83.50	19.00	6.000	0.00	0.00	6.000	0.000	6.0	1275.3	10.0	8,417
C-S	216	Flat	end wall 14.1' high 13.8' low	0.000	83.50	19.00	6.000	0.00	0.00	6.000	0.000	6.0	1275.3	10.0	8,417
C-S	217	Flat	end wall 14.5' side wall ht	0.000	84.00	15.50	7.000	0.00	0.00	7.000	0.000	7.0	1046.6	10.0	8,059
C-S	218	Flat	end wall 14.5' side wall ht	0.000	84.00	15.50	7.000	0.00	0.00	7.000	0.000	7.0	1046.6	10.0	8,059
C-S	219	Flat	end wall 14.5' side wall ht	0.000	84.00	15.50	7.000	0.00	0.00	7.000	0.000	7.0	1046.6	10.0	8,059
C-S	220	Flat	end wall 14.5' side wall ht	0.000	84.00	15.50	7.000	0.00	0.00	7.000	0.000	7.0	1046.6	10.0	8,059
C-S	221	Flat	end wall 14.5' side wall ht	0.000	84.00	15.50	7.000	0.00	0.00	7.000	0.000	7.0	1046.6	10.0	8,059
C-S	222	Flat	end wall 14.5' side wall ht	0.000	84.00	15.50	7.000	0.00	0.00	7.000	0.000	7.0	1046.6	10.0	8,059
C-S	223	Flat	end wall 14.5' side wall ht	0.000	84.00	15.50	7.000	0.00	0.00	7.000	0.000	7.0	1046.6	10.0	8,059
C-S	224	Flat	end wall 14.5' side wall ht	0.000	84.00	15.50	7.000	0.00	0.00	7.000	0.000	7.0	1046.6	10.0	8,059
C-S	225	Flat	end wall 14.5' side wall ht	0.000	84.00	15.50	7.000	0.00	0.00	7.000	0.000	7.0	1046.6	10.0	8,059
C-S	226	Flat	end wall 14.5' side wall ht	0.000	84.00	15.50	7.000	0.00	0.00	7.000	0.000	7.0	1046.6	10.0	8,059
C-S	227	Flat	end wall 14.5' side wall ht	0.000	84.00	15.50	7.000	0.00	0.00	7.000	0.000	7.0	1046.6	10.0	8,059
C-S	228	Flat	end wall 14.5' side wall ht	0.000	84.00	15.50	7.000	0.00	0.00	7.000	0.000	7.0	1046.6	10.0	8,059
C-S	229	Flat	end wall 14.5' side wall ht	0.000	84.00	15.50	7.000	0.00	0.00	7.000	0.000	7.0	1046.6	10.0	8,059
C-S	230	Flat	end wall 14.5' side wall ht	0.000	84.00	15.50	7.000	0.00	0.00	7.000	0.000	7.0	1046.6	10.0	8,059
C-S	231	Flat	end wall 14.5' side wall ht	0.000	84.00	15.50	7.000	0.00	0.00	7.000	0.000	7.0	1046.6	10.0	8,059

Client ID: 262

**NDPSC Bin Capacity Chart**

07/14/2010 10:23:18 AM

Exam Date:07/13/2010

ADM Edible Bean Specialties, Inc.  
4666 Faries Parkway  
Decatur, IL  
County:

Page: 23

Examiner: 1

Status	Section	Bin Number	Bin Type	Base Point	Diameter or Bu/Ft (Irreg.)	Length	Width	Side wall	Add for Hopper	Ded. for Obst.	Effective Depth	Add for Peak	Depth for Capac.	Bushels per Foot	Base Pack%	Bushel Capacity with Pack
--------	---------	------------	----------	------------	-------------------------------	--------	-------	--------------	----------------------	----------------------	--------------------	--------------------	------------------------	------------------------	---------------	------------------------------

**Facility: St. Thomas****Section: C-S**

C-S	232	Flat	end wall 14.5' side wall ht	0.000	84.00	15.50	7.000	0.00	0.00	7.000	0.000	7.0	1046.6	10.0	8,059
C-S	233	Flat	end wall 14.5' side wall ht	0.000	84.00	15.50	7.000	0.00	0.00	7.000	0.000	7.0	1046.6	10.0	8,059
C-S	234	Flat	end wall 14.5' side wall ht	0.000	84.00	15.50	7.000	0.00	0.00	7.000	0.000	7.0	1046.6	10.0	8,059
C-S	235	Flat	end wall 14.5' side wall ht	0.000	84.00	15.50	7.000	0.00	0.00	7.000	0.000	7.0	1046.6	10.0	8,059
C-S	236	Flat	end wall 14.5' side wall ht	0.000	84.00	15.50	7.000	0.00	0.00	7.000	0.000	7.0	1046.6	10.0	8,059
C-S	237	Flat	end wall 14.5' side wall ht	0.000	84.00	15.50	7.000	0.00	0.00	7.000	0.000	7.0	1046.6	10.0	8,059
C-S	238	Flat	end wall 14.5' side wall ht	0.000	84.00	15.50	7.000	0.00	0.00	7.000	0.000	7.0	1046.6	10.0	8,059

**Bin count: 28****Facility: St. Thomas Section: C-S Total: 228,242****To Even: 229,000****Overall Licensed Bin Capacity for:****ADM Edible Bean Specialties, Inc.****Bin count: 311****Licensed Capacity:**  
(includes pack)**4,480,111 Bu.****Licensed Capacity (to even):**(includes pack and section totals are  
rounded up to next highest 1000)**4,490,000 Bu.**

Exam Date:07/13/2010

ADM Edible Bean Specialties, Inc.

Page: 1

Examiner: 1

4666 Faries Parkway

Decatur, IL

County:

Phone: 217-451-4387

CCC Number:

Location/Container Numbers/Comments	Section	Capacity
PART A - ADDITIONAL SPACE TO BE INCLUDED UNDER LICENSE		
001	E-C	4,787
002	E-C	4,787
302	D	98,107
303	D	98,107
		<b>Total:</b> 205,788

## PART B - SPACE TO BE DELETED UNDER LICENSE

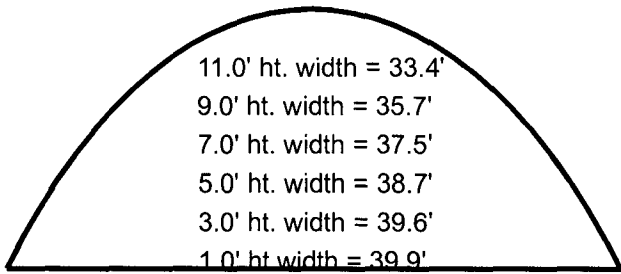
210-81	P	23,566
211-81	P	23,566
212-81	P	21,833
213-81	P	20,145
214-81	P	18,755
215-81	P	18,755
		<b>Total:</b> 126,620

## PART C - ALL SPACE TO BE INCLUDED UNDER LICENSE

A	149,000
A-C	41,000
A-G	437,000
A-N	749,000
A-S	308,000
A-V	39,000
B	14,000
B-C	7,000
B-N	153,000
B-S	152,000
B-V	243,000
C-C	586,000
C-S	229,000
C-V	260,000
D	386,000
D-C	40,000
E	68,000
E-C	10,000
G	66,000
H	67,000
I	31,000
J	67,000
L	74,000
P	314,000
<b>Total:</b> 4,490,000	

Location/Container Numbers/Comments	Section	Capacity
<b>PART D - TOTAL CAPACITY BY FUNCTIONAL UNIT</b>		
Casselton 105	A-C B-C C-C D-C E-C	684,000
Cavalier 942	A-V B-V C-V	542,000
Galesburg 927	A-G	437,000
Grafton 940	A B D E G H J L P	1,205,000
Inkster 941	I	31,000
Northwood 106	A-N B-N	902,000
St. Thomas 107	A-S B-S C-S	689,000
	<b>Total:</b>	<b>4,490,000</b>

ADM EDIBLE BEAN SPECIALTIES INC.  
GRAFTON LOCATION  
Hoople Farmers Grain receiving  
Section H #001C & 002D  
twin quonsets



base dimensions

40' base width


inside length usually 99.0'

sidewall braces 6.0' ht.

endwall braces 8.0' ht.

bottom center of overhead beam to floor 20'

beam arches 4.0' on center



ADM EDIBLE BEAN SPECIALTIES

GRAFTON ND

Lankin flat

Section L 001

base dimensions


118' L x 59' W inside

grain wall ht. 12'

bottom center drag to floor 21.3'

center ceiling to floor 31'

air space measure 3 across & 25' on center



ADM EDIBLE BEAN SPECIALTIES INC

GRAFTON ND

SECTION P

OFFUT Highway 81

BINS 201-81 thru 209-81

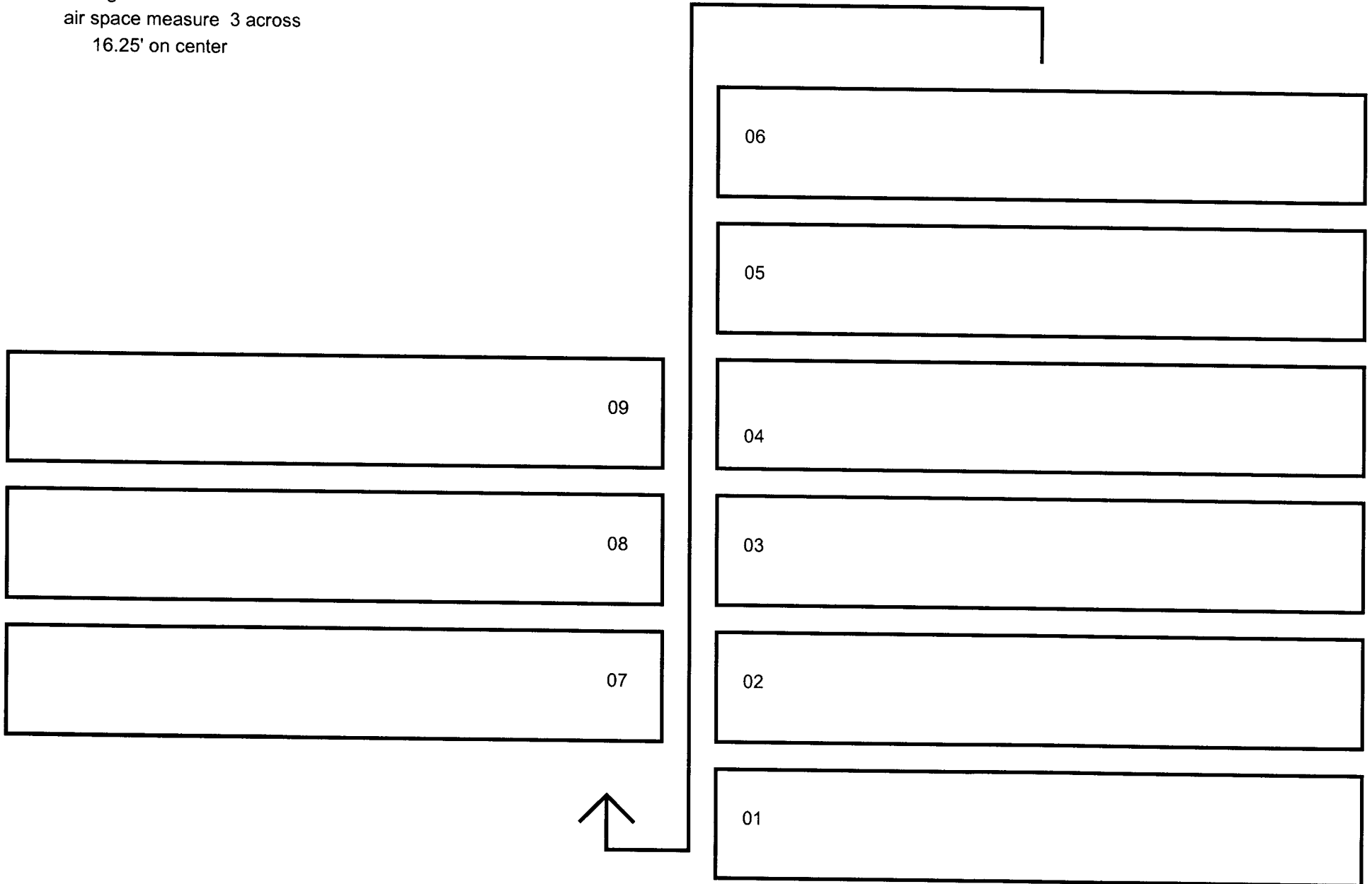
base dimensions bins 1 thru 9

19.2' W x 64.25' L

ceiling to floor 19.3'

air space measure 3 across

16.25' on center



ADM EDIBLE BEAN SPECIALTIES

Bins 1-2-3

17' W x 93' L

ceiling to floor 18.5'

air space measure at  
20' on center + 13'

GRAFTON ND

Offut South

Section P


Bins 4-5-6

17' W x 107' L


ceiling to floor 18.5"

air space measure at  
20' on center + 7'


01




02




03




06



05



04



ADM EDIBLE BEAN SPECIALTIES INC.  
GRAFTON ND

Desitel's  
Section P 101 & 102




Bin #101

129.6' L x 27' W

bottom rafter to floor 19'

air space measure 3 across

20' on center + 10'




Bin # 102

113' L x 27' W

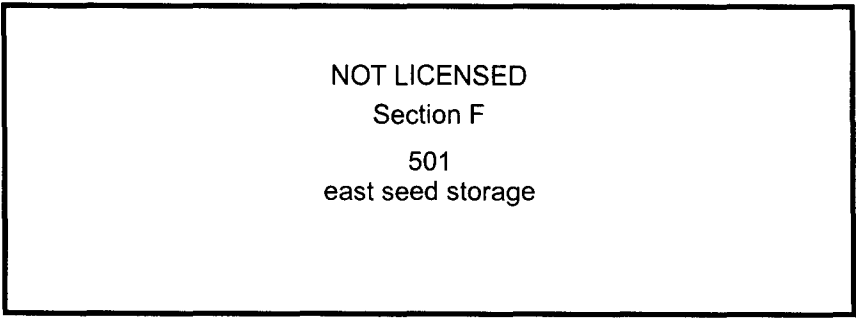
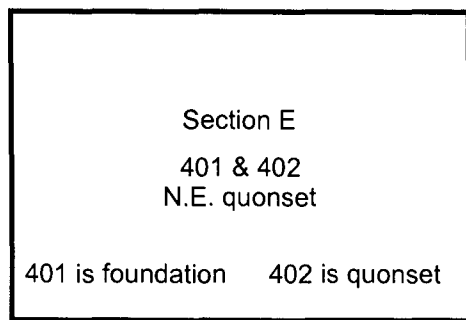
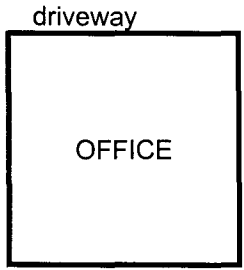
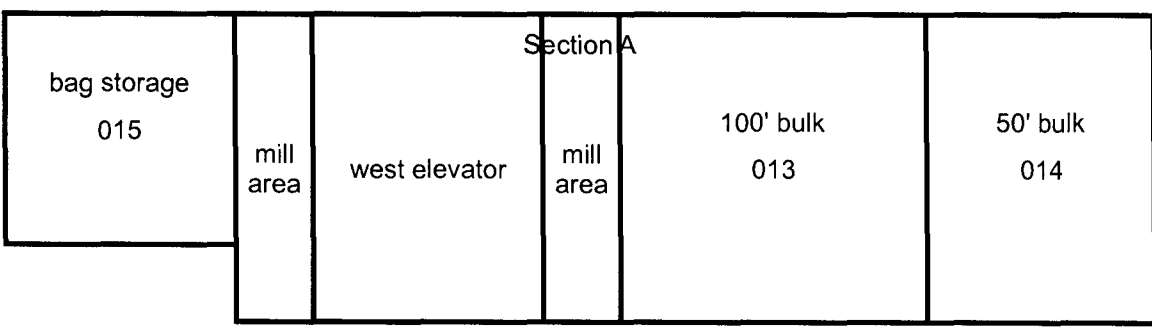
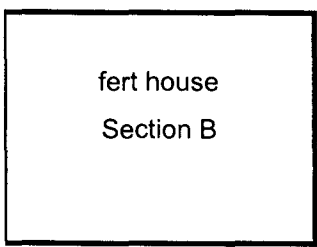
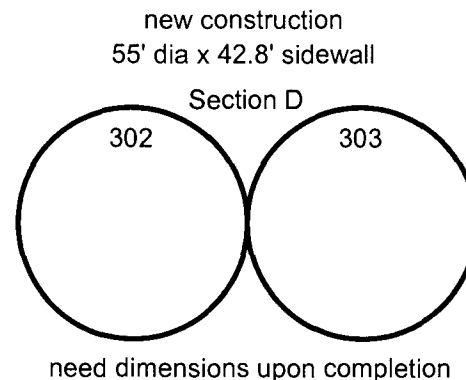
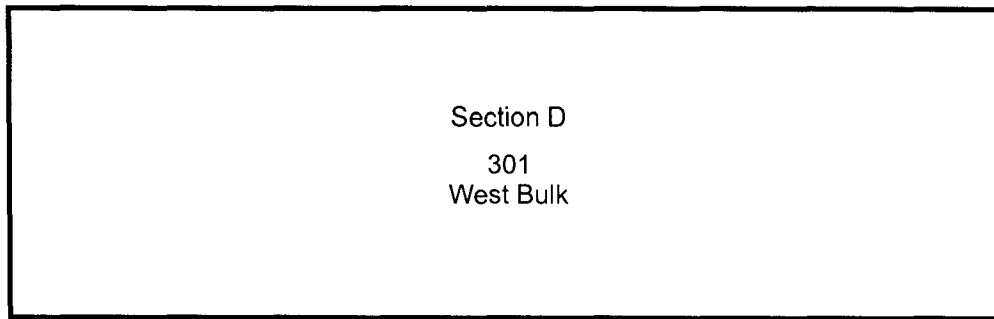
bottom rafter to floor 19'

air space measure 3 across

20' on center + 10'

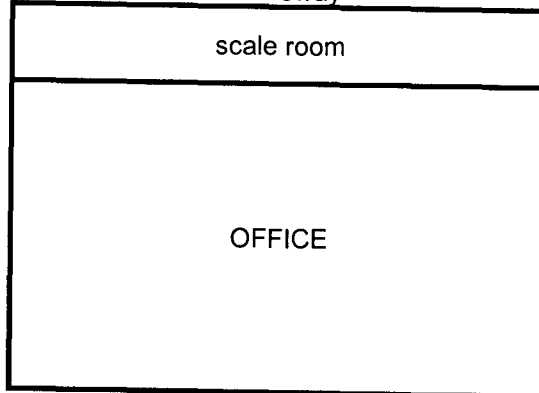
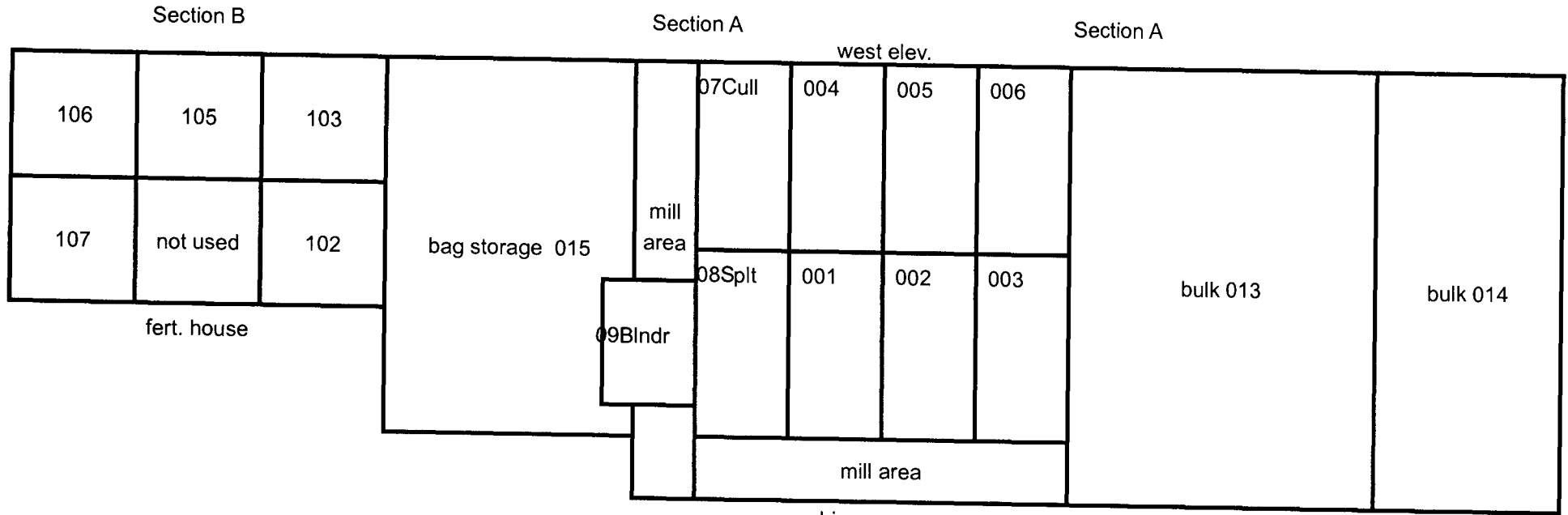


ADM EDIBLE BEAN SPECIALTIES  
GRAFTON  
Main Plant Site



- Section G- Nash storage site
- Section H- Hoople receiving 2 quonsets
- Section J- Garske Elevator Co receiving
- Section L- Lankin
- Section P- Offutt South, Offutt morton, Disitel, & Offutt Highway 81 north
- Inkster - Section I

ADM EDIBLE BEAN SPECIALTIES  
GRAFTON



100' & 50' bulk bins #013 & 014  
 inside width 46.3'  
 inside length bin 014 49.4'  
 catwalk grate to floor 24.2'  
 bottom angle iron on conveyor to floor 27.2'

side wall gerts top of to floor

1st gert up from floor 1.0'	
2nd gert 2.0'	8th gert 12.0'
3rd gert 3.5'	9th gert 14.2'
4th gert 4.8'	10th gert 16.5'
5th gert 6.5'	11th gert 20.2'
6th gert 8.0'	12th & support beam 20.2'
7th gert 10.0'	
	13th & side wall ht. 24.4'

ADM EDIBLE BEAN SPECIALTIES INC  
GRAFTON ND  
SECTION P-#07  
Offut Morton South


base dimensions

33.5' W x 102' L

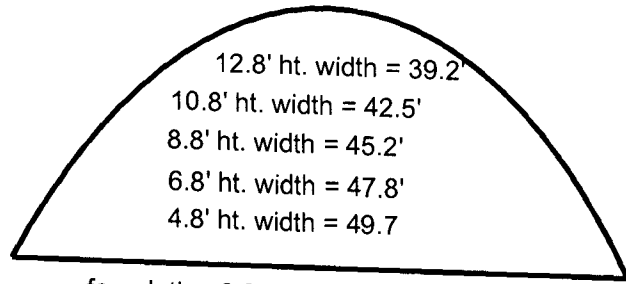
ceiling to floor 18.5'

air space measure 3 across

25' on center



ADM EDIBLE BEAN SPECIALTIES  
GRAFTON N.D.  
N.E. Quonset # 401 & 402



foundation 3.8' ht. x 50.5' w x 147.0' L

additional ht. versus width 13.8' ht = 37.2' w

14.8' ht. = 34.8' w -- 15.8' ht. = 32.5' w

base dimensions-- width 50.5' at metal base & foundation


inside 147.0' L x 50.5' W x 3.8' fndtn ht.

1st horizontal side wall brace top of to floor = 8.7'

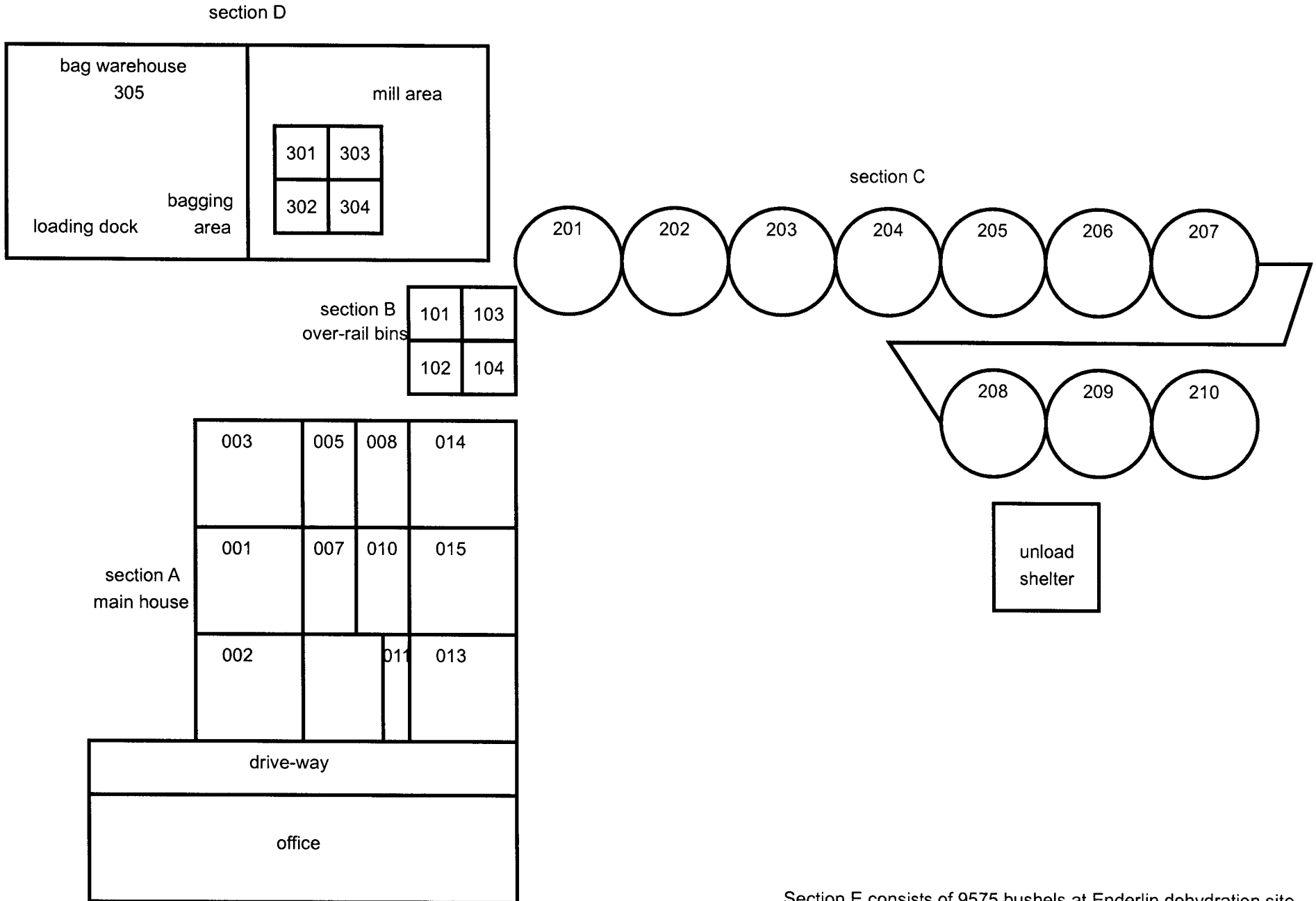
2nd horizontal side wall brace 12.5'

3rd horizontal side wall brace 18.8'

bottom overhead center drag auger to floor 19.4'

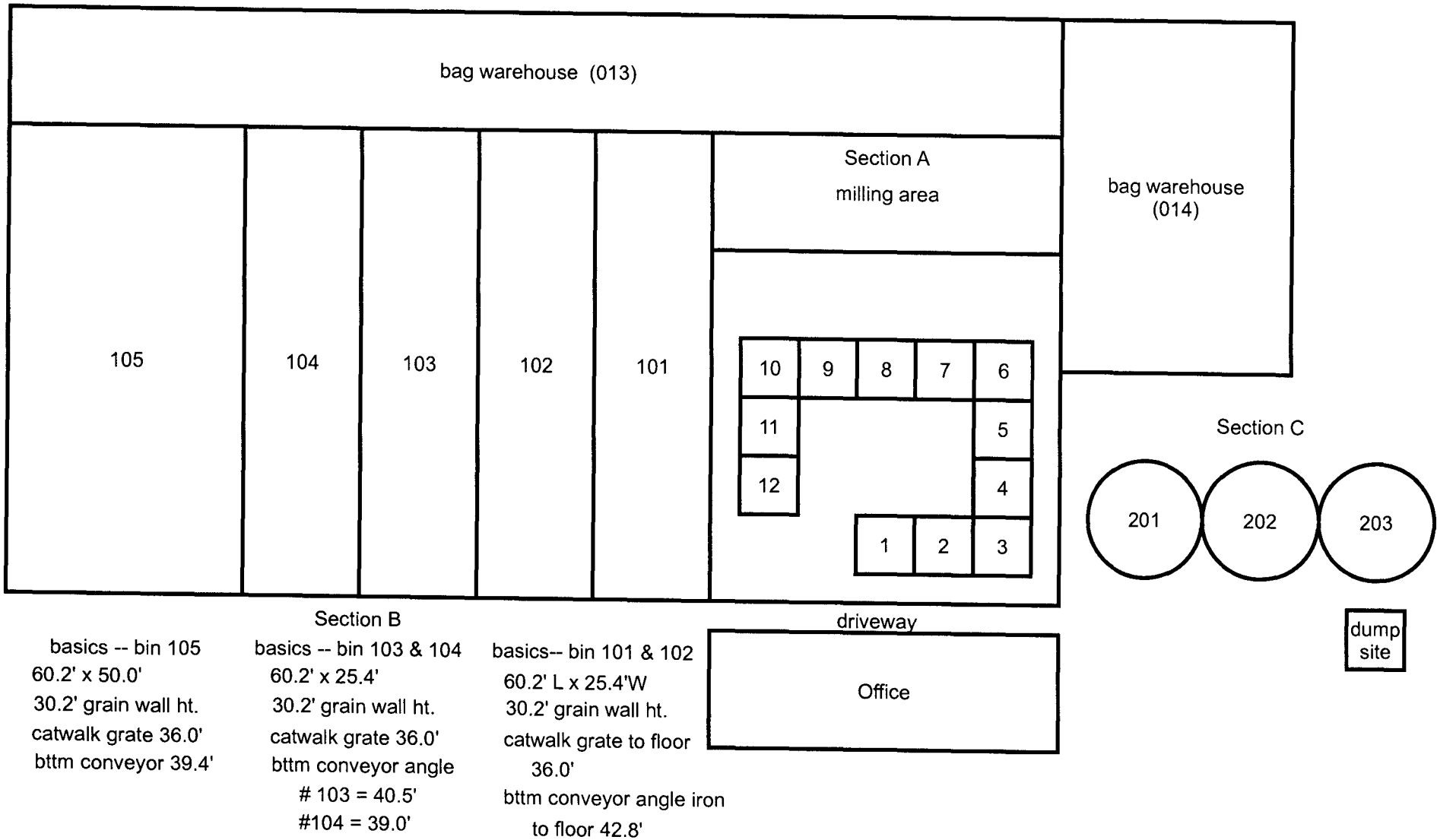


ADM EDIBLE BEAN SPECIALTIES  
CASSELTON N.D.



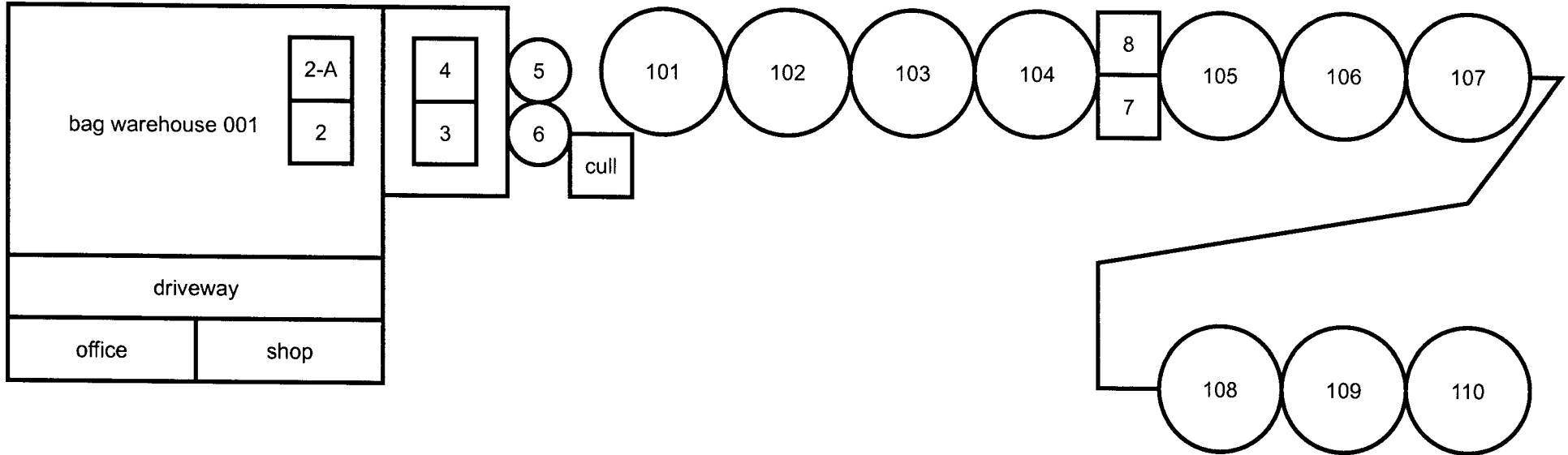
Section E consists of 9575 bushels at Enderlin dehydration site

ADM EDIBLE BEAN SPECIALTIES  
CAVALIER N.D.

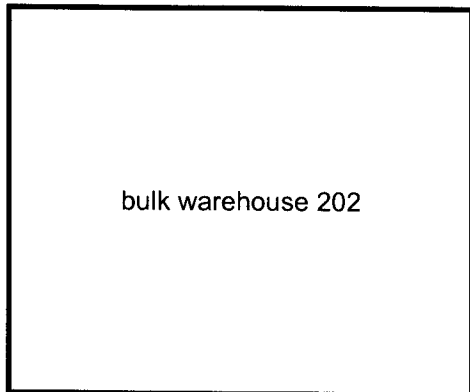


side wall gerts -- 1st & side wall ht. 34.0'-- 2nd & grain wall ht. 30.2'-- 3rd upper double west side 26.5'  
 4a single east side 23.6'-- 4b double gert 21.2' -- 5th 19.0'-- 6th 16.4' -- 7th 15.8'-- 8th 14.3'-- 9th 13.0'  
 10th 11.6' -- 11th 10.2' -- 12 th 9.0' -- 14th 7.8' -- 15th 6.7' -- 16th 5.6' -- 17th 4.4'-- 18th 3.2' -- 19th 2.2' -- 20th 1.2'

ADM EDIBLE BEAN SPECIALTIES  
Galesburg ND  
Section A




grain wall ht. 12.0'  
138.0' L x 58.5' W  
south end wall brace top of to floor 7.8'  
second brace 14.1' -- top brace 23.8'



bulk warehouse 202

foundation 150.0' L x 58.0' W x 1.5' HT  
base dimensions above foundation 150' L x 59.5' W  
bottom center u-trough to floor 24.0'



bulk quonset 201

ADM EDIBLE BEAN SPECIALTIES  
 GRAFTON  
 West Bulk Warehouse  
 Section D # 301

base dimensions 200.0'L x 80.0'W

20.0' center to center on main beams & rafters

cement foundation 0.5' ht.

bottom overhead center drag auger to floor 30.8'

side wall gerts top of to floor

1 st gert up from floor = 1.5'

2nd gert	2.5'	8th	12.5'
3rd	3.5'	9th	behind main beam
4th	4.5'	10th & main	13.8'
5th	6.5'	11th	17.6'
6th	8.5'	12th & top of side wall	22.8'
7th	10.5'		

end wall gerts top of to floor

16th gert up from floo 18.5'

15 th 17.5'


14 th 15.5'

13 th 13.5'

12 th 12.5'

11 th 11.5'

deduct 1.0' from each going down for remaining gerts

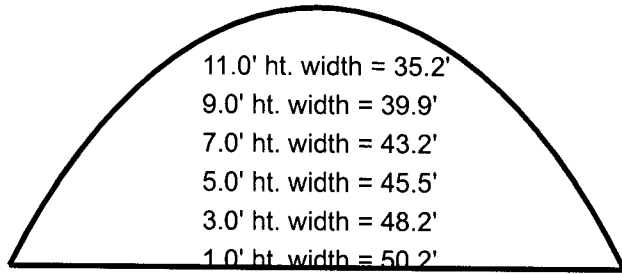


ADM EDIBLE BEAN SPECIALTIES INC.

INKSTER LOCATION

Grafton ND

Section I



base dimensions

inside width at floor = 51.2'

inside length = 81.0'


1st horizontal sidewall brace to floor = 4.8'

2nd brace = 8.6'

3rd brace = 14.8'

overhead center drag to floor 15.5'

grain wall ht. at door = 8.0'

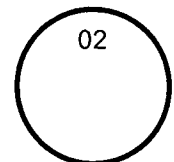
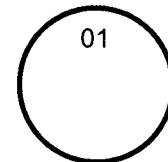


hopper bins

15.0' diameter

17.0' sideall

6.5' hopper

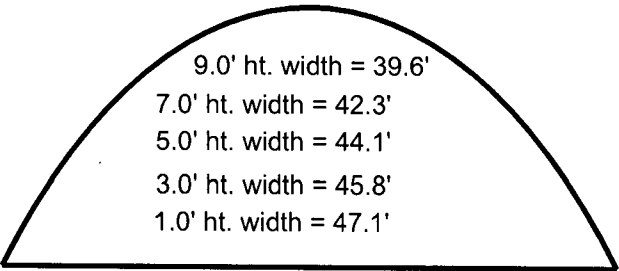


ADM EDIBLE BEAN SPECIALTIES

GRAFTON

Nash Quonset

Section G # 601



additional heights versus widths 8.0' ht. = 40.9'

10.0' ht. = 38.4' -- 11.0' ht. = 36.8' -- 12.0' ht = 35.3'


base dimensions 199.0' L x 47.6' W

red paint slash on side wall north end 8.0' above floor

1st horizontal side wall brace top of to floor 11.0'

2nd horizontal side wall brace 17.2'

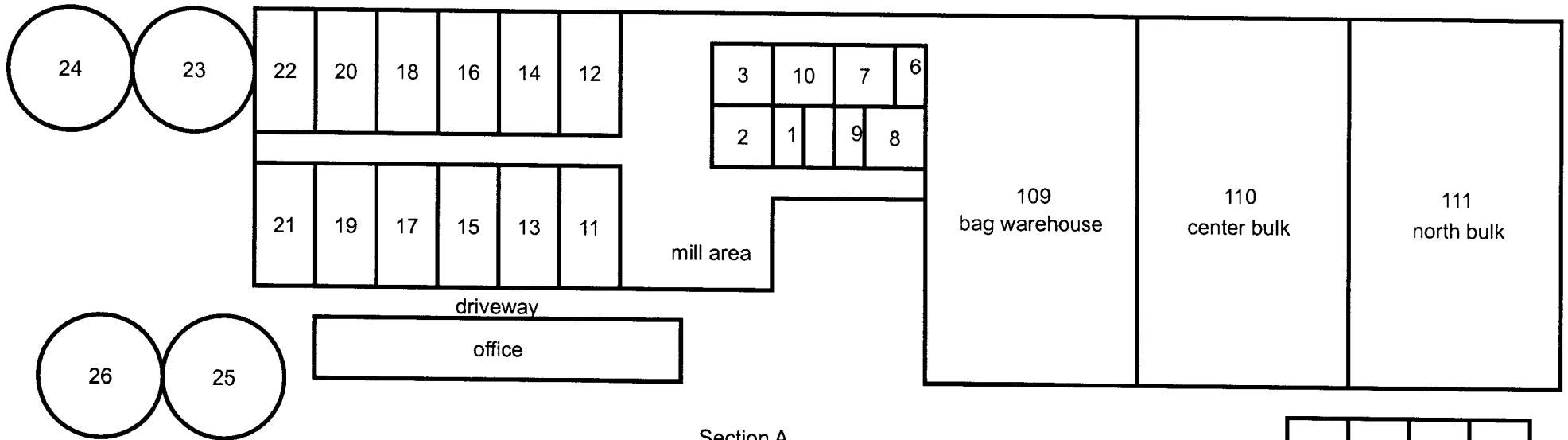
bottom overhead center drag auger to floor 16.2'



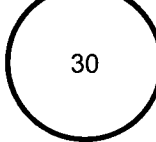
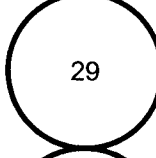
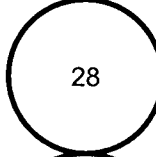
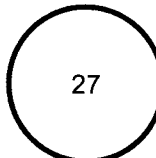
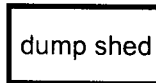
ADM EDIBLE BEAN SPECIALTIES  
NORTHWOOD N.D.

Section A

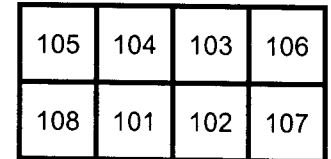
Section B



Section A



Bag warehouse 109  
south end 35'W x 75'L  
north end 48'W x 48'L



Bulk 110 124.2' L x 48.6' W  
grain wall ht. 8.0'  
bottom of drag to floor 18.0'  
catwalk to floor 15.3'

Bulk 111 126.0' x 48.6' W  
grain wall ht. 12.2'  
bottom of overhead center drag 21.0'  
inside side wall ht. top of beam to floor 19.0'

ADM EDIBLE BEAN SPECIALTIES INC.  
NORTHWOOD N.D.  
SECTION B flat # 110 & 111

Bulk 110

124.2 L x 48.6' W

grain wall ht. 8.0'

bottom of center overhead drag to floor 18.0'

catwalk to floor 15.3'

main side wall beams & rafters 25.0 center to center

Bulk 111


126.0' L x 48.6' W

grain wall ht. 12.2'

bottom of overhead center drag to floor 21.0'

inside side wall ht. top of beam to floor 19.0'

main side wall beams & rafters center to center 25.0'



ADM EDIBLE BEAN SPECIALTIES  
 ST. THOMAS  
 SECTION A

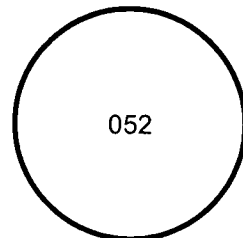
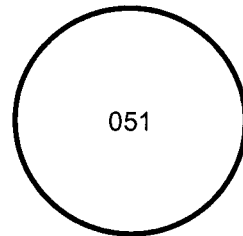
030	029	028
-----	-----	-----

033	035	037	015	XXX		011	010	
031	034	039	016	014		013	009	
				019		001		
032	036	038	023		024	XX	002	004
			021	022	020		005	006

048	047		044	053 bag-storage
049	045	046	043	
042	050 040	XXX	041	

driveway

OFFICE
--------



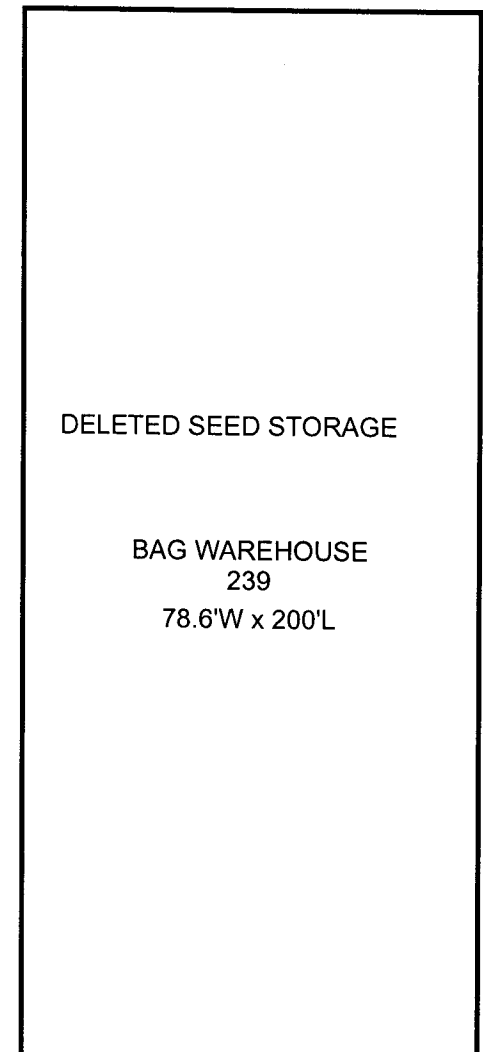
ADM EDIBLE BEAN SPECIALTIES

ST.Thomas

SECTION C

237	235	233	231	229	227	225	223	221	219	217	215	213	211
-----	-----	-----	-----	-----	-----	-----	-----	-----	-----	-----	-----	-----	-----

238	236	234	232	230	228	226	224	222	220	218	216	214	212
-----	-----	-----	-----	-----	-----	-----	-----	-----	-----	-----	-----	-----	-----



DELETED SEED STORAGE

BAG WAREHOUSE

239

78.6'W x 200'L

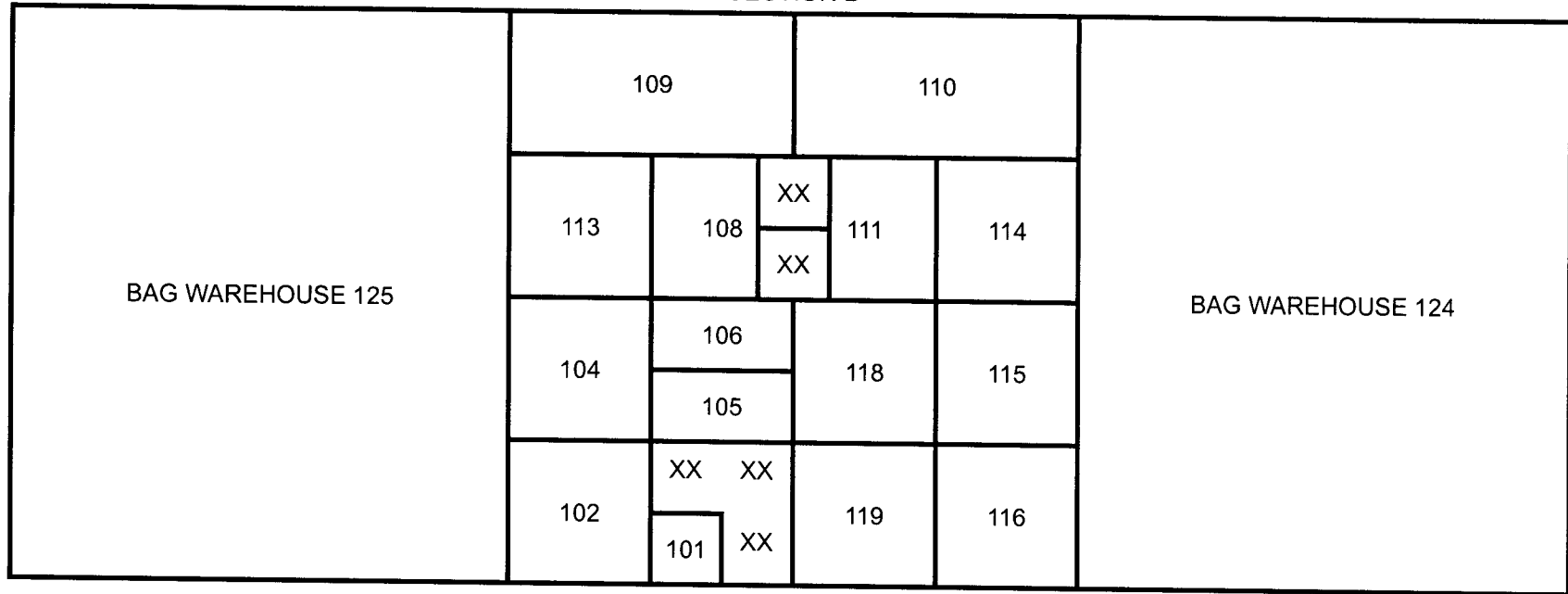
BINS 11-12-15-16 19.0'W x 83.5'L - inside end wall ht. 14.1' - high side wall 13.8' - low side wall 11.0'  
 high side wall at card board 12.2'

BINS 13-14 19.5'W x 83.5'L - inside end wall ht. 14.1' - side wall ht. 14.2' - top of horizontal rafter 17.0'


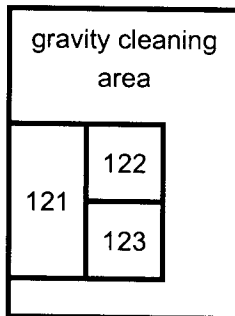
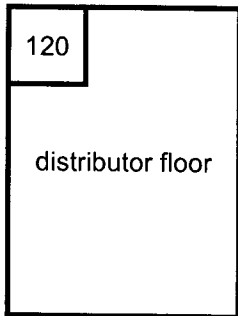
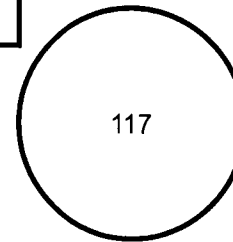

BINS 17 thru 38 15.5'W x 84.0'L - inside end wall ht. 14.5' - side wall ht. 16.2' - ceiling panel to floor 16.7'

Overall building dimensions 170.0'W x 240.0'L consists of 28 separate bins

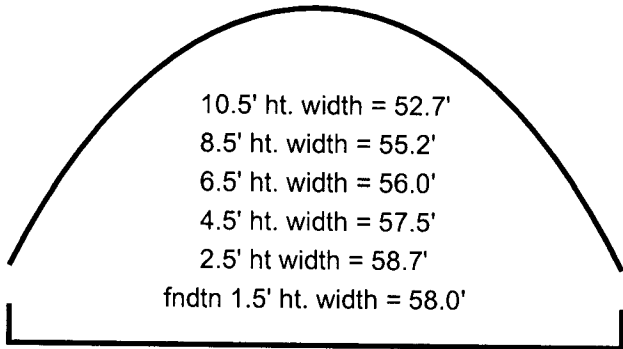
ADM EDIBLE BEAN SPECIALTIES  
ST. THOMAS  
SECTION B



driveway




ADM EDIBLE BEAN SPECIALTIES  
GALESBURG N.D.  
SECTION A quonset # 201



Basic Dimensions capacity calculated with 12.2' average grain depth = 95,000 bu.  
foundation 150.0' L x 58.0' W x 1.5' ht.  
base dimensions above fndtn 150.0' L x 59.5' W  
south end grain wall ht. 7.0'  
north end grain wall ht 10.0'  
black paint line on side wall 9.0'  
north end horizontal side wall brace -top of to floor 8.0'

bottom overhead center u-trough to floor 24.0'  
overhead center conduit bttm to floor 23.0'  
side wall u-trough 1.5' on center



ADM EDIBLE BEAN SPECIALTIES

GALESBURG N.D.

SECTION A flat # 202

Basic Dimensions

capacity calculated with 13.5' grain depth = 100,000 bu.

138.0' L x 58.5' W

grain wall ht. 12.0'

south end wall braces top of to floor


1st brace 7.8'

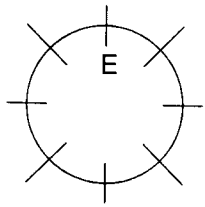
2nd brace 14.1'

3rd brace 23.8'

bottom center of rafter to floor 31.3'

side wall beams & rafters to floor 20.0' on center





**WA-134**

U.S. DEPARTMENT OF AGRICULTURE  
FARM SERVICE AGENCY

**WAREHOUSE DIAGRAM**

LICENSE NO.	NAME AND LOCATION OF WAREHOUSE	CODE NO.
	<b>Garske Elevator Company      Garske ND</b>	<b>2-4577</b>



**ADM EDIBLE BEAN SPECIALTIES INC**  
**GRAFTON ND**  
**SECTION J**

10	9	8	7	6	
1	2	3	4	5	ml

Section A ← 300 feet →

State Highway #20

DATE <b>8/30/2004</b>	EXAMINER <b>Sherman Cline</b>	SECTION LOCATION <b>Garske, North Dakota</b>	PAGE NUMBER <b>2 of 2</b>
--------------------------	----------------------------------	-------------------------------------------------	------------------------------