

Exam Date:04/04/2011

Harlow Coop Elevator &amp; Seed Company

Page: 1

Examiner: 2

216 Harlow St

Leeds , ND

County:

Phone: 701-466-2612

CCC Number:

Location/Container Numbers/Comments	Section	Capacity
<b>PART A - ADDITIONAL SPACE TO BE INCLUDED UNDER LICENSE</b>		
024	K	78,059
		<b>Total: 78,059</b>
<b>PART B - SPACE TO BE DELETED UNDER LICENSE</b>		
<NO BINS DELETED>		
		<b>Total: 0</b>
<b>PART C - ALL SPACE TO BE INCLUDED UNDER LICENSE</b>		
	A	186,000
	B	92,000
	C	122,000
	E	254,000
	G	188,000
	H	5,000
	J	274,000
	K	267,000
		<b>Total: 1,388,000</b>
<b>PART D - TOTAL CAPACITY BY FUNCTIONAL UNIT</b>		
Harlow 541	A B C E	654,000
Maddock 706	J K	541,000
Minnewaukan 543	G H	193,000
		<b>Total: 1,388,000</b>

Exam Date:04/04/2011

Harlow Coop Elevator & Seed Company  
216 Harlow St  
Leeds , ND  
County:

Page: 1

Status	Section	Bin Number	Bin Type	Base Point	Diameter or Bu/Ft (Irreg).	Length	Width	Side wall	Add for Hopper	Ded. for Obst.	Effective Depth	Add for Peak Capac.	Depth for Capac.	Bushels per Foot	Base Pack%	Bushel Capacity with Pack
--------	---------	------------	----------	------------	-------------------------------	--------	-------	--------------	----------------------	----------------------	--------------------	------------------------------	------------------------	------------------------	---------------	------------------------------

## Facility: Harlow

### Section: A

A	003	Square	floor over bins		0.000	5.000	3.500	39.00	0.00	0.00	39.000	0.000	39.0	14.1	2.00	561
A	004	Square	floor over bins		0.000	5.500	5.000	41.00	0.00	0.00	41.000	0.000	41.0	22.1	2.00	924
A	005	Square	floor over bins		0.000	5.500	5.000	41.00	0.00	0.00	41.000	0.000	41.0	22.1	2.00	924
A	006 T	Square	floor over bins		0.000	11.00	5.000	41.00	0.00	0.00	41.000	0.000	41.0	44.2	3.50	1,875
A	006 B	Square	41' to bottom		0.000	10.50	11.00	14.00	0.00	0.00	14.000	0.000	14.0	92.8	5.80	1,374
A	007	Square	floor over bins		0.000	10.50	5.000	38.00	0.00	0.00	38.000	0.000	38.0	42.2	3.50	1,660
A	009	Square	floor over bins		0.000	10.50	5.500	38.00	0.00	0.00	38.000	0.000	38.0	46.4	4.00	1,834
A	010	Square	floor over bins		0.000	10.50	6.500	38.00	0.00	0.00	38.000	0.000	38.0	54.9	4.50	2,180
A	011 T	Square	floor over bins		0.000	10.50	5.000	38.00	0.00	0.00	38.000	0.000	38.0	42.2	3.50	1,660
A	011 B	Square	38' to bottom		0.000	10.50	11.00	17.00	0.00	0.00	17.000	0.000	17.0	92.8	5.80	1,670
A	012	Square	floor over bins		0.000	10.50	5.500	37.00	0.00	0.00	37.000	0.000	37.0	46.4	4.00	1,786
A	013	Square	floor over bins		0.000	10.50	6.500	36.00	0.00	0.00	36.000	0.000	36.0	54.9	4.50	2,065
A	015	Square	floor over bins		0.000	10.50	6.500	36.00	0.00	0.00	36.000	0.000	36.0	54.9	4.50	2,065
A	016	Square	floor over bins		0.000	10.50	5.500	37.00	0.00	0.00	37.000	0.000	37.0	46.4	4.00	1,786
A	017 T	Square	floor over bins		0.000	10.50	5.000	38.00	0.00	0.00	38.000	0.000	38.0	42.2	3.50	1,660
A	017 B	Square	38' to bottom		0.000	11.00	10.50	17.00	0.00	0.00	17.000	0.000	17.0	92.8	5.80	1,670
A	018	Square	floor over bins		0.000	10.50	6.500	38.00	0.00	0.00	38.000	0.000	38.0	54.9	4.50	2,180
A	019	Square	floor over bins		0.000	5.500	5.000	38.00	0.00	0.00	38.000	0.000	38.0	22.1	2.00	857
A	021 T	Square	floor over bins		0.000	10.50	5.000	38.00	0.00	0.00	38.000	0.000	38.0	42.2	3.50	1,660
A	021 B	Square	38' to bottom		0.000	10.50	11.00	17.00	0.00	0.00	17.000	0.000	17.0	92.8	5.80	1,670
A	022	Square	floor over bins		0.000	5.500	5.000	38.00	0.00	0.00	38.000	0.000	38.0	22.1	2.00	857

Exam Date:04/04/2011

Harlow Coop Elevator & Seed Company  
216 Harlow St  
Leeds , ND  
County:

Page: 2

Status	Section	Bin Number	Bin Type	Base Point	Diameter or Bu/Ft (Irreg.)	Length	Width	Side wall	Add for Hopper	Ded. for Obst.	Effective Depth	Add for Peak	Depth for Capac.	Bushels per Foot	Base Pack%	Bushel Capacity with Pack
--------	---------	------------	----------	------------	-------------------------------	--------	-------	--------------	----------------------	----------------------	--------------------	--------------------	------------------------	------------------------	---------------	------------------------------

## Facility: Harlow

### Section: A

A	023 T	Square	floor over bins		0.000	10.50	5.000	38.00	0.00	0.00	38.000	0.000	38.0	42.2	3.50	1,660
A	023 B	Square	38' to bottom		0.000	10.50	11.00	17.00	0.00	0.00	17.000	0.000	17.0	92.8	5.80	1,670
A	024	Square	floor over bins		0.000	10.50	5.500	37.00	0.00	0.00	37.000	0.000	37.0	46.4	4.00	1,786
A	025 U	Square	floor over bins		0.000	5.000	3.500	21.00	0.00	0.00	21.000	0.000	21.0	14.1	2.00	302
A	025 L	Square	door in manlift well measure		0.000	5.000	3.500	18.00	0.00	0.00	18.000	0.000	18.0	14.1	2.00	259
A	026	Square	floor over bins		0.000	5.000	3.500	39.00	0.00	0.00	39.000	0.000	39.0	14.1	2.00	561
A	101	Square	floor over bins		0.000	10.00	9.500	44.00	0.00	0.00	44.000	0.000	44.0	76.4	5.50	3,547
A	102 T	Square	floor over bins		0.000	10.50	9.500	44.00	0.00	0.00	44.000	0.000	44.0	80.2	5.50	3,723
A	102 B	Square	44' to bottom		0.000	12.00	9.500	8.000	0.00	0.00	8.000	0.000	8.0	91.6	5.80	776
A	103 T	Square	floor over bins		0.000	10.50	9.500	44.00	0.00	0.00	44.000	0.000	44.0	80.2	5.50	3,723
A	103 B	Square	44' to bottom		0.000	12.00	9.500	8.000	0.00	0.00	8.000	0.000	8.0	91.6	5.80	776
A	104	Square	floor over bins		0.000	10.00	9.500	44.00	0.00	0.00	44.000	0.000	44.0	76.4	5.50	3,547
A	105 T	Square	floor over bins		0.000	10.50	9.500	44.00	0.00	0.00	44.000	0.000	44.0	80.2	5.50	3,723
A	105 B	Square	44' to bottom		0.000	12.00	9.500	8.000	0.00	0.00	8.000	0.000	8.0	91.6	5.80	776
A	106	Square	floor over bins		0.000	10.00	9.500	44.00	0.00	0.00	44.000	0.000	44.0	76.4	5.50	3,547
A	107 T	Square	floor over bins		0.000	10.50	9.500	44.00	0.00	0.00	44.000	0.000	44.0	80.2	5.50	3,723
A	107 B	Square	44' to bottom		0.000	14.00	9.500	8.000	0.00	0.00	8.000	0.000	8.0	106.9	6.20	908
A	108 T	Square	floor over bins		0.000	10.50	9.500	44.00	0.00	0.00	44.000	0.000	44.0	80.2	5.50	3,723
A	108 B	Square	44' to bottom		0.000	14.00	9.500	8.000	0.00	0.00	8.000	0.000	8.0	106.9	6.20	908
A	109 T	Square	floor over bins		0.000	10.50	9.500	44.00	0.00	0.00	44.000	0.000	44.0	80.2	5.50	3,723
A	109 B	Square	44' to bottom		0.000	14.00	9.500	8.000	0.00	0.00	8.000	0.000	8.0	106.9	6.20	908

Exam Date:04/04/2011

Harlow Coop Elevator & Seed Company  
216 Harlow St  
Leeds, ND  
County:

Page: 3

Examiner: 2

Status	Section	Bin Number	Bin Type	Base Point	Diameter or Bu/Ft (Irreg.) Length	Width	Side wall	Add for Hopper	Ded. for Obst.	Effective Depth	Add for Peak	Depth for Capac.	Bushels per Foot	Base Pack%	Bushel Capacity with Pack
--------	---------	------------	----------	------------	---	-------	--------------	----------------------	----------------------	--------------------	--------------------	------------------------	------------------------	---------------	------------------------------

## Facility: Harlow

### Section: A

A	201		Square	floor over bins	0.000	15.50	11.50	52.00	0.00	0.00	52.000	0.000	52.0	143.3	6.80	7,959
A	202 T		Square	floor over bins	0.000	16.00	11.50	44.00	0.00	0.00	44.000	0.000	44.0	147.9	6.80	6,951
A	202 B		Square	44' to bottom	0.000	11.00	11.50	8.000	0.00	0.00	8.000	0.000	8.0	101.7	6.00	863
A	203		Square	floor over bins	0.000	15.50	11.50	52.00	0.00	0.00	52.000	0.000	52.0	143.3	6.80	7,959
A	204 T		Square	floor over bins	0.000	16.00	11.50	44.00	0.00	0.00	44.000	0.000	44.0	147.9	6.80	6,951
A	204 B		Square	44' to bottom	0.000	11.00	11.50	8.000	0.00	0.00	8.000	0.000	8.0	101.7	6.00	863
A	205		Square	floor over bins	0.000	15.50	11.50	52.00	0.00	0.00	52.000	0.000	52.0	143.3	6.80	7,959
A	206 T		Square	floor over bins	0.000	16.00	11.50	44.00	0.00	0.00	44.000	0.000	44.0	147.9	6.80	6,951
A	206 B		Square	44' to bottom	0.000	11.00	11.50	8.000	0.00	0.00	8.000	0.000	8.0	101.7	6.00	863
A	207		Square	floor over bins	0.000	15.50	11.50	52.00	0.00	0.00	52.000	0.000	52.0	143.3	6.80	7,959
A	208 T		Square	floor over bins	0.000	16.00	11.50	44.00	0.00	0.00	44.000	0.000	44.0	147.9	6.80	6,951
A	208 B		Square	44' to bottom	0.000	11.00	11.50	8.000	0.00	0.00	8.000	0.000	8.0	101.7	6.00	863
A	209		Square	floor over bins	0.000	15.50	11.50	52.00	0.00	0.00	52.000	0.000	52.0	143.3	6.80	7,959
A	210 U		Square	floor over bins	0.000	16.00	11.50	22.00	0.00	0.00	22.000	0.000	22.0	147.9	6.80	3,475
A	210 M		Square	floor over bins mrse thru	0.000	16.00	11.50	22.00	0.00	0.00	22.000	0.000	22.0	147.9	6.80	3,475
A	210L		Square	64' u-trough to floor part of	0.000	11.00	11.50	8.000	0.00	0.00	8.000	0.000	8.0	101.7	6.00	863
A	401		Peaked	top of sidewall	24.000	0.000	0.000	24.00	0.00	0.00	24.000	1.400	25.4	363.7	7.80	9,959
A	402		Peaked	top of sidewall	24.000	0.000	0.000	24.00	0.00	0.00	24.000	1.400	25.4	363.7	7.80	9,959
A	403		Peaked	top of sidewall	24.000	0.000	0.000	24.00	0.00	0.00	24.000	1.400	25.4	363.7	7.80	9,959

### NDPSC Bin Capacity Chart

Exam Date:04/04/2011

Harlow Coop Elevator & Seed Company  
 216 Harlow St  
 Leeds , ND  
 County:

Examiner: 2

Status	Section	Bin Number	Bin Type	Base Point	Diameter or Bu/Ft (Irreg).	Length	Width	Side wall	Add for Hopper	Ded. for Obst.	Effective Depth	Add for Peak	Depth for Capac.	Bushels per Foot	Base Pack%	Bushel Capacity with Pack
<b>Bin count:</b>		<b>61</b>													<b>185,928</b>	
															<b>Facility: Harlow Section: A Total:</b>	<b>185,928</b>
															<b>To Even:</b>	<b>186,000</b>

## Section: B

B	001	Irregular	work floor -8.1 x 8.1 with		51.600	0.000	0.000	36.50	0.00	0.00	36.500	0.000	36.5	51.6	4.50	1,968
B	002	Square	floor over bins		0.000	8.100	8.100	36.50	0.00	0.00	36.500	0.000	36.5	52.7	4.50	2,011
B	003	Irregular	work floor - 8.1 x 8.1 with		51.600	0.000	0.000	36.50	0.00	0.00	36.500	0.000	36.5	51.6	4.50	1,968
B	004	Square	floor over bins		0.000	8.100	8.100	36.50	0.00	0.00	36.500	0.000	36.5	52.7	4.50	2,011
B	005	Square	floor over bins		0.000	8.100	8.100	36.50	0.00	0.00	36.500	0.000	36.5	52.7	4.50	2,011
B	006	Square	floor over bins		0.000	8.100	8.100	36.50	0.00	0.00	36.500	0.000	36.5	52.7	4.50	2,011
B	007	Square	floor over bins		0.000	8.100	8.100	36.50	0.00	0.00	36.500	0.000	36.5	52.7	4.50	2,011
B	008	Irregular	floor over bins 8.1 x 8.1		50.400	0.000	0.000	36.50	0.00	0.00	36.500	0.000	36.5	50.4	4.50	1,923
B	009	Square	floor over bins		0.000	8.100	8.100	36.50	0.00	0.00	36.500	0.000	36.5	52.7	4.50	2,011
B	010	Square	floor over bins		0.000	8.100	8.100	27.00	0.00	0.00	27.000	0.000	27.0	52.7	4.50	1,487
B	011	Square	floor over bins		0.000	8.100	8.100	27.00	0.00	0.00	27.000	0.000	27.0	52.7	4.50	1,487
B	012	Square	floor over bins		0.000	8.100	8.100	27.00	0.00	0.00	27.000	0.000	27.0	52.7	4.50	1,487
B	013	Square	floor over bins		0.000	8.100	8.100	27.00	0.00	0.00	27.000	0.000	27.0	52.7	4.50	1,487
B	014	Peaked	top of sidewall		18.000	0.000	0.000	21.00	0.00	0.00	21.000	1.100	22.1	204.6	6.00	4,793
B	015	Peaked	top of sidewall		18.000	0.000	0.000	21.00	0.00	0.00	21.000	1.100	22.1	204.6	6.00	4,793
B	016	Peaked	top of sidewall		15.000	0.000	0.000	35.00	0.00	0.00	35.000	0.900	35.9	142.1	5.50	5,382
B	017	Peaked	top of sidewall		15.000	0.000	0.000	35.00	0.00	0.00	35.000	0.900	35.9	142.1	5.50	5,382
B	018	Peaked	top of sidewall		30.000	0.000	0.000	26.00	0.00	0.00	26.000	1.800	27.8	568.2	9.00	17,218
B	019	Peaked	top of sidewall		30.000	0.000	0.000	26.00	0.00	0.00	26.000	1.800	27.8	568.2	9.00	17,218
B	020	Peaked	top of sidewall		14.000	0.000	0.000	10.70	2.00	0.00	12.700	0.800	13.5	123.7	5.50	1,762
B	021	Peaked	top of sidewall		16.000	0.000	0.000	15.00	2.00	0.00	17.000	1.000	18.0	161.6	5.80	3,078

Exam Date:04/04/2011

Harlow Coop Elevator & Seed Company  
 216 Harlow St  
 Leeds, ND  
 County:

Examiner: 2

Page: 5

Status	Section	Bin Number	Bin Type	Base Point	Diameter or Bu/Ft (Irreg).	Length	Width	Side wall	Add for Hopper	Ded. for Obst.	Effective Depth	Add for Peak	Depth for Capac.	Bushels per Foot	Base Pack%	Bushel Capacity with Pack
--------	---------	------------	----------	------------	-------------------------------	--------	-------	--------------	----------------------	----------------------	--------------------	--------------------	------------------------	------------------------	---------------	------------------------------

## Facility: Harlow

### Section: B

B	022	Peaked	top of sidewall		16.000	0.000	0.000	20.00	2.00	0.00	22.000	1.000	23.0	161.6	5.80	3,933
B	023	Peaked	top of sidewall		16.000	0.000	0.000	20.00	2.00	0.00	22.000	1.000	23.0	161.6	5.80	3,933
<b>Bin count:</b>		<b>23</b>														
														<b>Facility: Harlow Section: B Total:</b>		<b>91,365</b>
														<b>To Even:</b>		<b>92,000</b>

### Section: C

C	002A	Peaked	top of sidewall		24.000	0.000	0.000	52.30	0.00	0.00	52.300	1.400	53.7	363.7	7.80	21,054
C	003	Peaked	top of sidewall		35.900	0.000	0.000	53.70	0.00	0.00	53.700	2.200	55.9	813.7	10.0	50,035
C	004	Peaked	top of sidewall		35.900	0.000	0.000	53.70	0.00	0.00	53.700	2.200	55.9	813.7	10.0	50,035
<b>Bin count:</b>		<b>3</b>														
														<b>Facility: Harlow Section: C Total:</b>		<b>121,124</b>
														<b>To Even:</b>		<b>122,000</b>

### Section: E

E	001	Round	top of slab		24.000	0.000	0.000	123.0	0.00	0.00	123.00	0.000	123.0	363.7	7.80	48,224
E	002	Round	top of slab		24.000	0.000	0.000	123.0	0.00	0.00	123.00	0.000	123.0	363.7	7.80	48,224
E	003	Round	top of slab		24.000	0.000	0.000	123.0	0.00	0.00	123.00	0.000	123.0	363.7	7.80	48,224
E	004	Round	top of slab		24.000	0.000	0.000	123.0	0.00	0.00	123.00	0.000	123.0	363.7	7.80	48,224
E	005	Irregular	top of slab		24.300	0.000	0.000	92.00	0.00	0.00	92.000	0.000	92.0	24.3	2.50	2,292
E	006	Irregular	top of slab		24.300	0.000	0.000	87.00	0.00	0.00	87.000	0.000	87.0	24.3	2.50	2,167
E	007	Irregular	top of slab		34.600	0.000	0.000	95.50	0.00	0.00	95.500	0.000	95.5	34.6	3.00	3,403

Exam Date:04/04/2011

Harlow Coop Elevator & Seed Company  
 216 Harlow St  
 Leeds , ND  
 County:

Status	Section	Bin Number	Bin Type	Base Point	Diameter or Bu/Ft (Irreg).	Length	Width	Side wall	Add for Hopper	Ded. for Obst.	Effective Depth	Add for Peak	Depth for Capac.	Bushels per Foot	Base Pack%	Bushel Capacity with Pack
--------	---------	------------	----------	------------	-------------------------------	--------	-------	--------------	----------------------	----------------------	--------------------	--------------------	------------------------	------------------------	---------------	------------------------------

## Facility: Harlow

### Section: E

E	008		Irregular	top of slab	34.600	0.000	0.000	95.50	0.00	0.00	95.500	0.000	95.5	34.6	3.00	3,403
E	009		Irregular	top of slab	58.700	0.000	0.000	94.50	0.00	0.00	94.500	0.000	94.5	58.7	4.80	5,813
E	010		Irregular	top of slab 10.6' x 8.5'	71.500	0.000	0.000	95.00	0.00	0.00	95.000	0.000	95.0	71.5	5.20	7,146
E	011		Irregular	top of slab	58.700	0.000	0.000	94.50	0.00	0.00	94.500	0.000	94.5	58.7	4.80	5,813
E	012		Irregular	top of slab	30.800	0.000	0.000	95.50	0.00	0.00	95.500	0.000	95.5	30.8	2.50	3,015
E	013		Irregular	top of slab	30.800	0.000	0.000	95.50	0.00	0.00	95.500	0.000	95.5	30.8	2.50	3,015
E	014		Irregular	top of slab	151.50	0.000	0.000	48.00	0.00	0.00	48.000	0.000	48.0	151.5	6.80	7,766
E	T1		Peaked	top of slab	16.000	0.000	0.000	15.00	2.00	0.00	17.000	1.000	18.0	161.6	5.80	3,078
E	T2		Peaked	top of slab	16.000	0.000	0.000	15.00	2.00	0.00	17.000	1.000	18.0	161.6	5.80	3,078
E	T3		Peaked	top of slab	16.000	0.000	0.000	20.00	2.00	0.00	22.000	1.000	23.0	161.6	5.80	3,933
E	T4		Peaked	top of slab	16.000	0.000	0.000	20.00	2.00	0.00	22.000	1.000	23.0	161.6	5.80	3,933
E	T5		Peaked	top of slab	16.000	0.000	0.000	15.00	2.00	0.00	17.000	1.000	18.0	161.6	5.80	3,078

**Bin count: 19**

**Facility: Harlow Section: E Total: 253,829**

**To Even: 254,000**

Exam Date:04/04/2011

Harlow Coop Elevator & Seed Company  
216 Harlow St  
Leeds , ND  
County:

Examiner: 2

Page: 7

Status	Section	Bin Number	Bin Type	Base Point	Diameter or Bu/Ft (Irreg.)	Length	Width	Side wall	Add for Hopper	Ded. for Obst.	Effective Depth	Add for Peak	Depth for Capac.	Bushels per Foot	Base Pack%	Bushel Capacity with Pack
--------	---------	------------	----------	------------	-------------------------------	--------	-------	--------------	----------------------	----------------------	--------------------	--------------------	------------------------	------------------------	---------------	------------------------------

## Facility: Maddock

### Section: J

J	001 T	Square	floor over bins		0.000	11.00	6.000	57.00	0.00	0.00	57.000	0.000	57.0	53.1	4.50	3,163
J	001 B	Square	57' to bottom		0.000	10.90	12.40	15.00	0.00	0.00	15.000	0.000	15.0	108.6	6.20	1,730
J	002 T	Square	floor over bins		0.000	12.10	6.000	57.00	0.00	0.00	57.000	0.000	57.0	58.4	4.80	3,489
J	002 B	Square	57' to bottom		0.000	11.90	12.40	15.00	0.00	0.00	15.000	0.000	15.0	118.6	6.20	1,889
J	004	Square	floor over bins		0.000	12.10	6.600	56.00	0.00	0.00	56.000	0.000	56.0	64.2	5.00	3,775
J	005 T	Square	floor over bins		0.000	11.10	6.000	57.00	0.00	0.00	57.000	0.000	57.0	53.5	4.50	3,187
J	005 B	Square	57' to bottom		0.000	10.90	12.40	15.00	0.00	0.00	15.000	0.000	15.0	108.6	6.20	1,730
J	006	Square	floor over bins		0.000	11.00	6.600	56.00	0.00	0.00	56.000	0.000	56.0	58.4	4.80	3,427
J	007	Square	floor over bins		0.000	11.00	6.800	56.00	0.00	0.00	56.000	0.000	56.0	60.1	4.80	3,528
J	008	Square	floor over bins		0.000	11.00	6.300	56.00	0.00	0.00	56.000	0.000	56.0	55.7	4.80	3,269
J	009	Square	floor over bins		0.000	11.00	6.600	56.00	0.00	0.00	56.000	0.000	56.0	58.4	4.80	3,427
J	010 T	Square	floor over bins		0.000	11.10	6.000	57.00	0.00	0.00	57.000	0.000	57.0	53.5	4.50	3,187
J	010 B	Square	57' to bottom		0.000	10.90	12.30	15.00	0.00	0.00	15.000	0.000	15.0	107.8	6.20	1,717
J	012	Square	floor over bins		0.000	12.10	6.100	56.00	0.00	0.00	56.000	0.000	56.0	59.3	4.80	3,480
J	013	Square	floor over bins		0.000	12.10	6.600	56.00	0.00	0.00	56.000	0.000	56.0	64.2	5.00	3,775
J	014 T	Square	floor over bins		0.000	11.10	6.000	57.00	0.00	0.00	57.000	0.000	57.0	53.5	4.50	3,187
J	014 B	Square	57' to bottom		0.000	10.90	12.30	15.00	0.00	0.00	15.000	0.000	15.0	107.8	6.20	1,717
J	016	Square	floor over bins		0.000	11.00	3.000	54.00	0.00	0.00	54.000	0.000	54.0	26.5	2.50	1,467
J	017	Square	floor over bins		0.000	12.10	6.300	52.00	0.00	0.00	52.000	0.000	52.0	61.3	4.80	3,341
J	018	Square	floor over bins		0.000	11.00	6.600	56.00	0.00	0.00	56.000	0.000	56.0	58.4	4.80	3,427
J	019	Square	floor over bins		0.000	12.10	6.800	52.00	0.00	0.00	52.000	0.000	52.0	66.1	5.00	3,609

Exam Date:04/04/2011

Harlow Coop Elevator & Seed Company  
 216 Harlow St  
 Leeds , ND  
 County:

Page: 8

Status	Section	Bin Number	Bin Type	Base Point	Diameter or Bu/Ft (Irreg.)	Length	Width	Side wall	Add for Hopper	Ded. for Obst.	Effective Depth	Add for Peak	Depth for Capac.	Bushels per Foot	Base Pack%	Bushel Capacity with Pack
--------	---------	------------	----------	------------	-------------------------------	--------	-------	--------------	----------------------	----------------------	--------------------	--------------------	------------------------	------------------------	---------------	------------------------------

## Facility: Maddock

### Section: J

J	020	Square	floor over bins		0.000	11.00	3.600	54.00	0.00	0.00	54.000	0.000	54.0	31.8	2.50	1,760
J	021	Square	floor over bins		0.000	3.300	6.000	54.00	0.00	0.00	54.000	0.000	54.0	15.9	2.00	876
J	022 T	Square	floor over bins		0.000	5.500	6.600	40.00	0.00	0.00	40.000	0.000	40.0	29.2	2.50	1,197
J	022 B	Square	40' to bottom		0.000	11.00	6.600	16.00	0.00	0.00	16.000	0.000	16.0	58.4	4.80	979
J	022CL	Square	floor over bins		0.000	4.300	6.600	40.00	0.00	0.00	40.000	0.000	40.0	22.8	2.00	930
J	101 T	Square	floor over bins		0.000	11.30	12.50	42.00	0.00	0.00	42.000	0.000	42.0	113.5	6.20	5,063
J	101 M	Square	42' to middle		0.000	12.20	12.40	16.00	0.00	0.00	16.000	0.000	16.0	121.6	6.50	2,072
J	101B	Square	58' to bottom		0.000	12.90	12.30	14.00	0.00	0.00	14.000	0.000	14.0	127.5	6.50	1,901
J	102 T	Square	floor over bins		0.000	12.00	12.50	42.00	0.00	0.00	42.000	0.000	42.0	120.6	6.50	5,394
J	102 M	Square	42' to middle		0.000	10.00	12.40	16.00	0.00	0.00	16.000	0.000	16.0	99.7	6.00	1,691
J	102B	Square	58' to bottom		0.000	8.000	12.30	7.000	0.00	0.00	7.000	0.000	7.0	79.1	5.50	584
J	103 T	Square	floor over bins		0.000	11.30	12.50	42.00	0.00	0.00	42.000	0.000	42.0	113.5	6.20	5,063
J	103 M	Square	42' to middle		0.000	12.20	12.40	16.00	0.00	0.00	16.000	0.000	16.0	121.6	6.50	2,072
J	103B	Square	58' to bottom		0.000	12.90	12.30	14.00	0.00	0.00	14.000	0.000	14.0	127.5	6.50	1,901
J	104 T	Square	floor over bins		0.000	11.30	11.30	42.00	0.00	0.00	42.000	0.000	42.0	102.6	6.00	4,568
J	104 M	Square	42' to bottom		0.000	12.20	11.20	16.00	0.00	0.00	16.000	0.000	16.0	109.8	6.20	1,866
J	104B	Square	58' to bottom		0.000	12.90	11.10	14.00	0.00	0.00	14.000	0.000	14.0	115.1	6.20	1,711
J	105 T	Square	floor over bins		0.000	12.00	11.30	42.00	0.00	0.00	42.000	0.000	42.0	109.0	6.20	4,862
J	105 M	Square	42' to middle		0.000	10.00	11.20	16.00	0.00	0.00	16.000	0.000	16.0	90.0	5.80	1,524
J	105B	Square	58' to bottom		0.000	8.000	11.10	7.000	0.00	0.00	7.000	0.000	7.0	71.4	5.20	526
J	106 T	Square	floor over bins		0.000	11.30	11.30	42.00	0.00	0.00	42.000	0.000	42.0	102.6	6.00	4,568

Exam Date:04/04/2011

Harlow Coop Elevator & Seed Company  
 216 Harlow St  
 Leeds , ND  
 County:

Status	Section	Bin Number	Bin Type	Base Point	Diameter or Bu/Ft (Irreg.)	Length	Width	Side wall	Add for Hopper	Ded. for Obst.	Effective Depth	Add for Peak	Depth for Capac.	Bushels per Foot	Base Pack%	Bushel Capacity with Pack
--------	---------	------------	----------	------------	-------------------------------	--------	-------	--------------	----------------------	----------------------	--------------------	--------------------	------------------------	------------------------	---------------	------------------------------

## Facility: Maddock

### Section: J

J	106 M	Square	42' to bottom		0.000	12.20	11.20	16.00	0.00	0.00	16.000	0.000	16.0	109.8	6.20	1,866
J	106B	Square	58' to bottom		0.000	12.90	11.10	14.00	0.00	0.00	14.000	0.000	14.0	115.1	6.20	1,711
J	107 T	Square	floor over bins		0.000	11.30	11.30	42.00	0.00	0.00	42.000	0.000	42.0	102.6	6.00	4,568
J	107 M	Square	42' to middle		0.000	12.20	11.20	16.00	0.00	0.00	16.000	0.000	16.0	109.8	6.20	1,866
J	107B	Square	58' to bottom		0.000	12.90	11.10	14.00	0.00	0.00	14.000	0.000	14.0	115.1	6.20	1,711
J	108 T	Square	floor over bins		0.000	12.00	11.30	42.00	0.00	0.00	42.000	0.000	42.0	109.0	6.20	4,862
J	108 M	Square	42' to middle		0.000	10.00	11.20	16.00	0.00	0.00	16.000	0.000	16.0	90.0	5.80	1,524
J	108B	Square	58' to bottom		0.000	8.000	11.10	7.000	0.00	0.00	7.000	0.000	7.0	71.4	5.20	526
J	109 T	Square	floor over bins		0.000	11.30	11.30	42.00	0.00	0.00	42.000	0.000	42.0	102.6	6.00	4,568
J	109 M	Square	42' to middle		0.000	12.20	11.20	16.00	0.00	0.00	16.000	0.000	16.0	109.8	6.20	1,866
J	109B	Square	58' to bottom		0.000	12.90	11.10	14.00	0.00	0.00	14.000	0.000	14.0	115.1	6.20	1,711
J	201	Peaked	top of sidewall		36.000	0.000	0.000	73.30	0.00	0.00	73.300	2.200	75.5	818.2	10.0	67,951
J	202	Peaked	top of sidewall		35.900	0.000	0.000	72.00	0.00	0.00	72.000	2.200	74.2	813.7	10.0	66,415

Bin count: 55

Facility: Maddock Section: J Total: **273,774**

To Even: **274,000**

### Section: K

K	001	Peaked	top of sidewall		13.700	0.000	0.000	10.00	2.00	0.00	12.000	0.800	12.8	118.5	5.20	1,596
K	002	Peaked	top of sidewall		13.700	0.000	0.000	12.00	0.00	0.00	12.000	0.800	12.8	118.5	5.20	1,596
K	003	Peaked	top of sidewall		13.700	0.000	0.000	12.00	0.00	0.00	12.000	0.800	12.8	118.5	5.20	1,596

Exam Date:04/04/2011

Harlow Coop Elevator & Seed Company  
 216 Harlow St  
 Leeds , ND  
 County:

Status	Section	Bin Number	Bin Type	Base Point	Diameter or Bu/Ft (Irreg.) Length	Width	Side wall	Add for Hopper	Ded. for Obst.	Effective Depth	Add for Peak	Depth for Capac.	Bushels per Foot	Base Pack%	Bushel Capacity with Pack
--------	---------	------------	----------	------------	---	-------	--------------	----------------------	----------------------	--------------------	--------------------	------------------------	------------------------	---------------	------------------------------

## Facility: Maddock

### Section: K

	K	004	Peaked	top of sidewall	13.700	0.000	0.000	12.00	0.00	0.00	12.000	0.800	12.8	118.5	5.20	1,596
	K	005	Peaked	top of sidewall	13.700	0.000	0.000	12.00	0.00	0.00	12.000	0.800	12.8	118.5	5.20	1,596
	K	007	Peaked	top of sidewall	15.600	0.000	0.000	15.00	2.30	0.00	17.300	0.900	18.2	153.6	5.50	2,950
	K	008	Peaked	top of sidewall	15.600	0.000	0.000	15.00	2.30	0.00	17.300	0.900	18.2	153.6	5.50	2,950
	K	009	Peaked	top of sidewall	15.600	0.000	0.000	15.00	2.30	0.00	17.300	0.900	18.2	153.6	5.50	2,950
	K	010	Peaked	top of sidewall	15.500	0.000	0.000	20.00	2.00	0.00	22.000	0.900	22.9	151.7	5.50	3,665
	K	011	Peaked	top of sidewall	15.500	0.000	0.000	20.00	2.00	0.00	22.000	0.900	22.9	151.7	5.50	3,665
	K	012	Peaked	top of sidewall	15.500	0.000	0.000	25.00	2.00	0.00	27.000	0.900	27.9	151.7	5.50	4,465
	K	013	Peaked	top of sidewall	15.500	0.000	0.000	25.00	2.00	0.00	27.000	0.900	27.9	151.7	5.50	4,465
	K	014	Peaked	top of sidewall	15.500	0.000	0.000	25.00	2.00	0.00	27.000	0.900	27.9	151.7	5.50	4,465
	K	015	Peaked	top of sidewall	15.500	0.000	0.000	25.00	2.00	0.00	27.000	0.900	27.9	151.7	5.50	4,465
	K	016	Peaked	top of sidewall	15.500	0.000	0.000	25.00	2.00	0.00	27.000	0.900	27.9	151.7	5.50	4,465
	K	017	Peaked	top of sidewall	15.500	0.000	0.000	25.00	2.00	0.00	27.000	0.900	27.9	151.7	5.50	4,465
	K	018	Peaked	top of sidewall	15.500	0.000	0.000	25.00	2.00	0.00	27.000	0.900	27.9	151.7	5.50	4,465
	K	022	Peaked	top of sidewall	47.700	0.000	0.000	31.80	0.00	0.00	31.800	2.900	34.7	1436.5	10.0	54,832
	K	023	Peaked	top of sidewall	47.700	0.000	0.000	46.50	0.00	0.00	46.500	2.900	49.4	1436.5	10.0	78,059
Added	K	024	Peaked	top of sidewall	47.700	0.000	0.000	46.50	0.00	0.00	46.500	2.900	49.4	1436.5	10.0	78,059

**Bin count: 20**

**Facility: Maddock Section: K Total: 266,365**

**To Even: 267,000**

Exam Date:04/04/2011

Harlow Coop Elevator & Seed Company  
216 Harlow St  
Leeds, ND  
County:

Page: 11

Status	Section	Bin Number	Bin Type	Base Point	Diameter or Bu/Ft (Irreg).	Length	Width	Side wall	Add for Hopper	Ded. for Obst.	Effective Depth	Add for Peak	Depth for Capac.	Bushels per Foot	Base Pack%	Bushel Capacity with Pack
--------	---------	------------	----------	------------	-------------------------------	--------	-------	--------------	----------------------	----------------------	--------------------	--------------------	------------------------	------------------------	---------------	------------------------------

## Facility: Minnewaukan

### Section: G

G	001	Square	floor over bins		0.000	9.300	6.700	46.00	0.00	0.00	46.000	0.000	46.0	50.1	4.50	2,409
G	002	Square	floor over bins		0.000	5.500	5.000	35.00	0.00	0.00	35.000	0.000	35.0	22.1	2.00	789
G	004	Square	floor over bins		0.000	5.500	5.000	21.00	0.00	0.00	21.000	0.000	21.0	22.1	2.00	473
G	005	Square	floor over bins		0.000	9.300	6.700	49.00	0.00	0.00	49.000	0.000	49.0	50.1	4.50	2,565
G	006 T	Square	floor over bins		0.000	7.300	6.700	34.00	0.00	0.00	34.000	0.000	34.0	39.3	3.00	1,376
G	006 B	Square	34' to bottom		0.000	9.300	6.700	15.00	0.00	0.00	15.000	0.000	15.0	50.1	4.50	786
G	008	Square	floor over bins		0.000	8.000	2.000	35.00	0.00	0.00	35.000	0.000	35.0	12.9	2.00	461
G	009	Square	floor over bins		0.000	7.500	6.700	33.00	0.00	0.00	33.000	0.000	33.0	40.4	3.00	1,373
G	010 T	Square	floor over bins		0.000	7.300	6.700	35.00	0.00	0.00	35.000	0.000	35.0	39.3	3.00	1,417
G	010 B	Square	35' to bottom		0.000	9.300	6.700	14.00	0.00	0.00	14.000	0.000	14.0	50.1	4.50	733
G	011 T	Square	floor over bins		0.000	7.300	6.700	35.00	0.00	0.00	35.000	0.000	35.0	39.3	3.00	1,417
G	011 B	Square	35' to bottom		0.000	9.300	6.700	14.00	0.00	0.00	14.000	0.000	14.0	50.1	4.50	733
G	012	Square	floor over bins		0.000	7.500	6.700	33.00	0.00	0.00	33.000	0.000	33.0	40.4	3.00	1,373
G	014 T	Square	floor over bins		0.000	7.300	6.700	35.00	0.00	0.00	35.000	0.000	35.0	39.3	3.00	1,417
G	014 B	Square	35' to bottom		0.000	9.300	6.700	14.00	0.00	0.00	14.000	0.000	14.0	50.1	4.50	733
G	016 T	Square	floor over bins		0.000	7.300	6.700	35.00	0.00	0.00	35.000	0.000	35.0	39.3	3.00	1,417
G	016 B	Square	35' to bottom		0.000	9.300	6.700	14.00	0.00	0.00	14.000	0.000	14.0	50.1	4.50	733
G	017 T	Square	floor over bins		0.000	7.300	6.700	35.00	0.00	0.00	35.000	0.000	35.0	39.3	3.00	1,417
G	017 B	Square	35' to bottom		0.000	9.300	6.700	14.00	0.00	0.00	14.000	0.000	14.0	50.1	4.50	733
G	018	Square	floor over bins		0.000	7.500	6.700	34.00	0.00	0.00	34.000	0.000	34.0	40.4	3.00	1,415
G	019	Square	floor over bins		0.000	7.500	6.700	34.00	0.00	0.00	34.000	0.000	34.0	40.4	3.00	1,415

Exam Date:04/04/2011

Harlow Coop Elevator & Seed Company  
 216 Harlow St  
 Leeds, ND  
 County:

Page: 12

Examiner: 2

Status	Section	Bin Number	Bin Type	Base Point	Diameter or Bu/Ft (Irreg.)	Length	Width	Side wall	Add for Hopper	Ded. for Obst.	Effective Depth	Add for Peak	Depth for Capac.	Bushels per Foot	Base Pack%	Bushel Capacity with Pack
--------	---------	------------	----------	------------	-------------------------------	--------	-------	--------------	----------------------	----------------------	--------------------	--------------------	------------------------	------------------------	---------------	------------------------------

## Facility: Minnewaukan

### Section: G

G	101	Square	floor over bins		0.000	13.50	11.50	52.00	0.00	0.00	52.000	0.000	52.0	124.8	6.50	6,912
G	102	Square	floor over bins		0.000	13.50	11.50	52.00	0.00	0.00	52.000	0.000	52.0	124.8	6.50	6,912
G	103	Square	floor over bins		0.000	13.50	11.50	52.00	0.00	0.00	52.000	0.000	52.0	124.8	6.50	6,912
G	104	Square	floor over bins		0.000	13.50	11.50	52.00	0.00	0.00	52.000	0.000	52.0	124.8	6.50	6,912
G	105	Square	floor over bins		0.000	13.50	11.50	52.00	0.00	0.00	52.000	0.000	52.0	124.8	6.50	6,912
G	106	Round	top of sidewall		21.500	0.000	0.000	29.00	0.00	0.00	29.000	0.000	29.0	291.8	7.20	9,071
G	107	Square	floor over bins		0.000	13.50	11.50	52.00	0.00	0.00	52.000	0.000	52.0	124.8	6.50	6,912
G	108 T	Square	floor over bins		0.000	14.00	11.50	44.00	0.00	0.00	44.000	0.000	44.0	129.4	6.50	6,064
G	108 B	Square	44' to bottom		0.000	9.500	11.50	8.000	0.00	0.00	8.000	0.000	8.0	87.8	5.80	743
G	109	Round	top of sidewall		21.500	0.000	0.000	29.00	0.00	0.00	29.000	0.000	29.0	291.8	7.20	9,071
G	110 T	Square	floor over bins		0.000	14.00	11.50	44.00	0.00	0.00	44.000	0.000	44.0	129.4	6.50	6,064
G	110 B	Square	44' to bottom		0.000	9.500	11.50	8.000	0.00	0.00	8.000	0.000	8.0	87.8	5.80	743
G	111 T	Square	floor over bins		0.000	14.00	11.50	44.00	0.00	0.00	44.000	0.000	44.0	129.4	6.50	6,064
G	111 B	Square	44' to bottom		0.000	9.500	11.50	8.000	0.00	0.00	8.000	0.000	8.0	87.8	5.80	743
G	112 T	Square	floor over bins		0.000	14.00	11.50	44.00	0.00	0.00	44.000	0.000	44.0	129.4	6.50	6,064
G	112 B	Square	44' to bottom		0.000	9.500	11.50	8.000	0.00	0.00	8.000	0.000	8.0	87.8	5.80	743
G	113 T	Square	floor over bins		0.000	14.00	11.50	44.00	0.00	0.00	44.000	0.000	44.0	129.4	6.50	6,064
G	113 B	Square	44' to bottom		0.000	9.500	11.50	8.000	0.00	0.00	8.000	0.000	8.0	87.8	5.80	743
G	114 T	Square	floor over bins		0.000	14.00	11.50	44.00	0.00	0.00	44.000	0.000	44.0	129.4	6.50	6,064
G	114 B	Square	44' to bottom		0.000	9.500	11.50	8.000	0.00	0.00	8.000	0.000	8.0	87.8	5.80	743
G	202	Square	floor over bins		0.000	11.00	3.800	51.00	0.00	0.00	51.000	0.000	51.0	33.6	2.50	1,757

Exam Date:04/04/2011

Harlow Coop Elevator & Seed Company  
216 Harlow St  
Leeds , ND  
County:

Page: 13

Status	Section	Bin Number	Bin Type	Base Point	Diameter or Bu/Ft (Irreg).	Length	Width	Side wall	Add for Hopper	Ded. for Obst.	Effective Depth	Add for Peak	Depth for Capac.	Bushels per Foot	Base Pack%	Bushel Capacity with Pack
--------	---------	------------	----------	------------	-------------------------------	--------	-------	--------------	----------------------	----------------------	--------------------	--------------------	------------------------	------------------------	---------------	------------------------------

## Facility: Minnewaukan

### Section: G

G	203 T	Square	floor over bins		0.000	11.00	7.000	38.00	0.00	0.00	38.000	0.000	38.0	61.9	4.80	2,465
G	203 B	Square	38' to bottom		0.000	11.00	13.50	29.00	0.00	0.00	29.000	0.000	29.0	119.4	6.20	3,678
G	204	Square	floor over bins		0.000	5.300	6.000	38.00	0.00	0.00	38.000	0.000	38.0	25.6	2.50	997
G	205	Square	floor over bins		0.000	5.300	6.000	38.00	0.00	0.00	38.000	0.000	38.0	25.6	2.50	997
G	206	Square	floor over bins		0.000	6.500	6.000	50.00	0.00	0.00	50.000	0.000	50.0	31.4	2.50	1,609
G	207	Square	floor over bins		0.000	4.000	6.000	44.00	0.00	0.00	44.000	0.000	44.0	19.3	2.00	866
G	207A	Square	floor over bins		0.000	9.000	6.000	51.00	0.00	0.00	51.000	0.000	51.0	43.4	3.50	2,290
G	208	Square	floor over bins		0.000	13.50	6.000	50.00	0.00	0.00	50.000	0.000	50.0	65.1	5.00	3,418
G	209	Square	floor over bins		0.000	6.500	6.000	50.00	0.00	0.00	50.000	0.000	50.0	31.4	2.50	1,609
G	210 T	Square	floor over bins		0.000	11.00	6.700	51.00	0.00	0.00	51.000	0.000	51.0	59.2	4.80	3,164
G	210 B	Square	51' to bottom		0.000	11.00	13.50	16.00	0.00	0.00	16.000	0.000	16.0	119.4	6.20	2,028
G	211	Square	floor over bins		0.000	11.00	6.700	51.00	0.00	0.00	51.000	0.000	51.0	59.2	4.80	3,164
G	212	Square	floor over bins		0.000	11.00	6.500	51.00	0.00	0.00	51.000	0.000	51.0	57.5	4.80	3,074
G	217	Square	floor over bins		0.000	11.00	6.500	51.00	0.00	0.00	51.000	0.000	51.0	57.5	4.80	3,074
G	218	Square	floor over bins		0.000	11.00	6.700	51.00	0.00	0.00	51.000	0.000	51.0	59.2	4.80	3,164
G	219 T	Square	floor over bins		0.000	11.00	6.700	51.00	0.00	0.00	51.000	0.000	51.0	59.2	4.80	3,164
G	219 B	Square	51' to bottom		0.000	11.00	13.50	16.00	0.00	0.00	16.000	0.000	16.0	119.4	6.20	2,028
G	220	Square	floor over bins		0.000	6.500	6.000	50.00	0.00	0.00	50.000	0.000	50.0	31.4	2.50	1,609
G	221	Square	floor over bins		0.000	12.30	6.700	51.00	0.00	0.00	51.000	0.000	51.0	66.2	5.00	3,545
G	222	Square	floor over bins		0.000	12.30	6.700	51.00	0.00	0.00	51.000	0.000	51.0	66.2	5.00	3,545
G	223 T	Square	floor over bins		0.000	13.50	6.000	52.00	0.00	0.00	52.000	0.000	52.0	65.1	5.00	3,554

Exam Date:04/04/2011

Harlow Coop Elevator & Seed Company  
 216 Harlow St  
 Leeds , ND  
 County:

Status	Section	Bin Number	Bin Type	Base Point	Diameter or Bu/Ft (Irreg.) Length	Width	Side wall	Add for Hopper	Ded. for Obst.	Effective Depth	Add for Peak	Depth for Capac.	Bushels per Foot	Base Pack%	Bushel Capacity with Pack
--------	---------	------------	----------	------------	---	-------	--------------	----------------------	----------------------	--------------------	--------------------	------------------------	------------------------	---------------	------------------------------

## Facility: Minnewaukan

### Section: G

G	223 B	Square	52' to bottom		0.000	13.50	11.00	15.00	0.00	0.00	15.000	0.000	15.0	119.4	6.20	1,902
G	224	Square	floor over bins		0.000	6.500	4.500	52.00	0.00	0.00	52.000	0.000	52.0	23.5	2.00	1,246
G	225	Square	floor over bins		0.000	6.500	4.500	52.00	0.00	0.00	52.000	0.000	52.0	23.5	2.00	1,246
G	226	Square	floor over bins		0.000	6.500	6.000	50.00	0.00	0.00	50.000	0.000	50.0	31.4	2.50	1,609
G	227	Square	floor over bins		0.000	5.600	3.500	51.00	0.00	0.00	51.000	0.000	51.0	15.8	2.00	822

Bin count: 68

Facility: Minnewaukan Section: G Total: 187,265

To Even: 188,000

### Section: H

H	001	Peaked	top of sidewall		15.000	0.000	0.000	15.60	0.00	0.00	15.600	0.900	16.5	142.1	5.50	2,474
H	002	Peaked	top of sidewall		15.000	0.000	0.000	15.60	0.00	0.00	15.600	0.900	16.5	142.1	5.50	2,474

Bin count: 2

Facility: Minnewaukan Section: H Total: 4,948

To Even: 5,000

**Overall Licensed Bin Capacity for:**

**Harlow Coop Elevator & Seed Company**

Bin count: 251

**Licensed Capacity:**  
(includes pack)

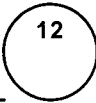
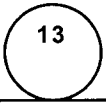
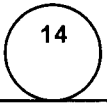
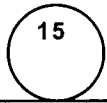
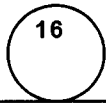

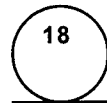
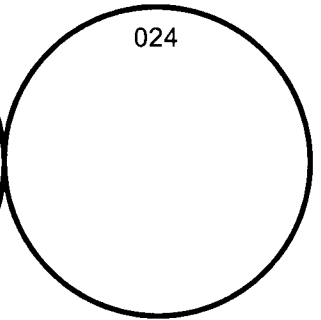
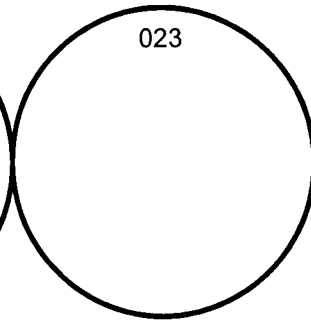
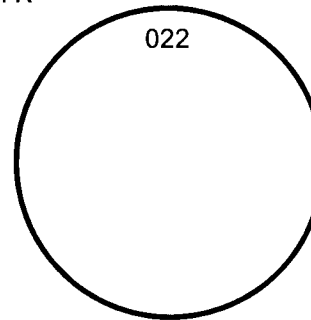
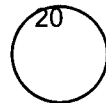
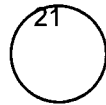

1,384,598 Bu.

**Licensed Capacity (to even):**  
(includes pack and section totals are rounded up to next highest 1000)

1,388,000 Bu.


HARLOW CO-OP ELEVAOTR & SEED CO.  
MADDOCK LOCATION  
West complex  
Section K

**SECTION K**  
47.7' dia.

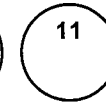
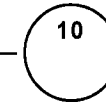
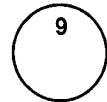
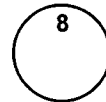


**SECTION K**

##### Red River Valley & Western Railroad #####



**SECTION K**



**Driveway & Scale**



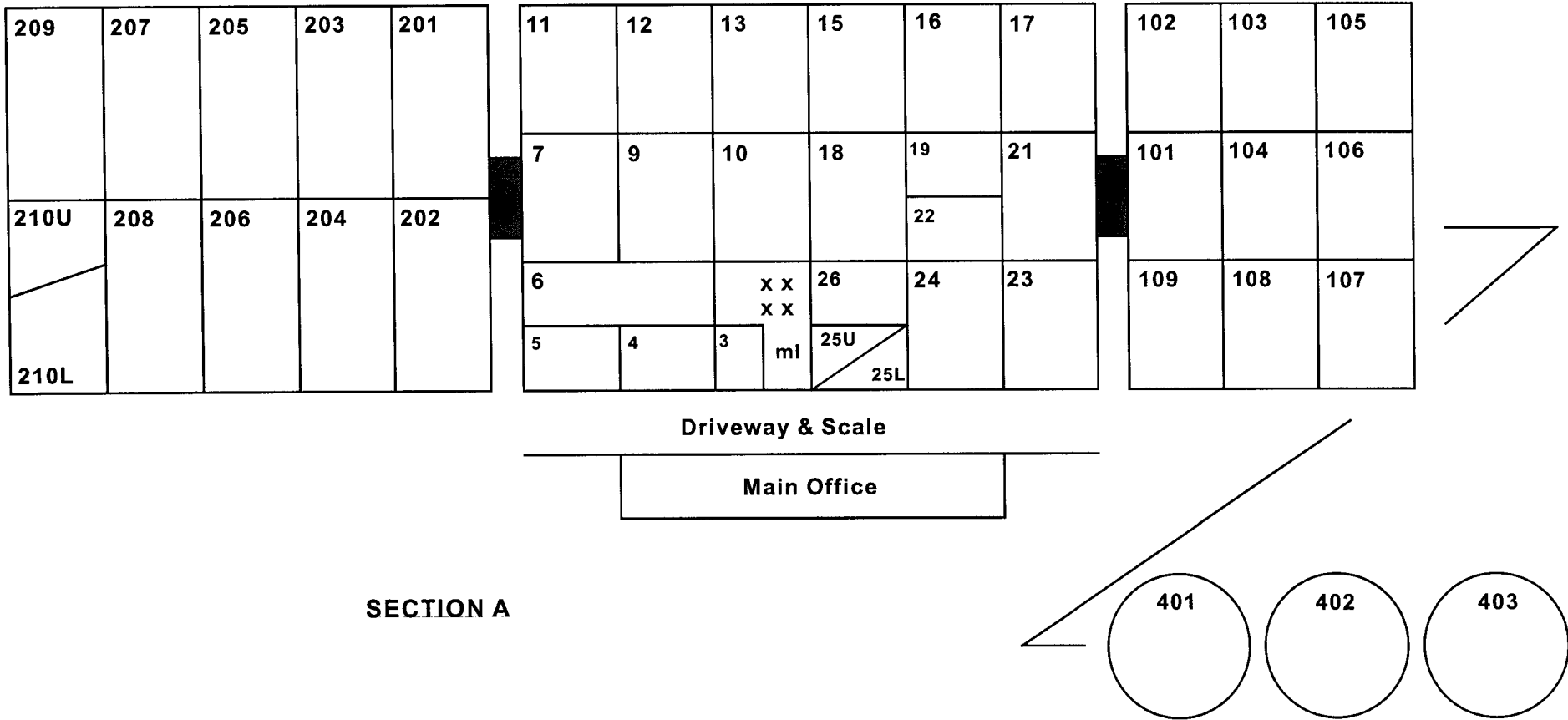
**Office**

**SECTION I**

← **Section J**

HARLOW CO-OP ELEVATOR & SEED CO.  
 HARLOW LOCATION  
 SECTION A

##### Northern Plains Railroad #####

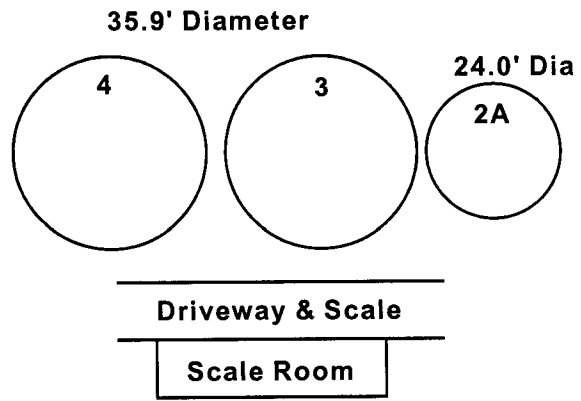


SECTION A

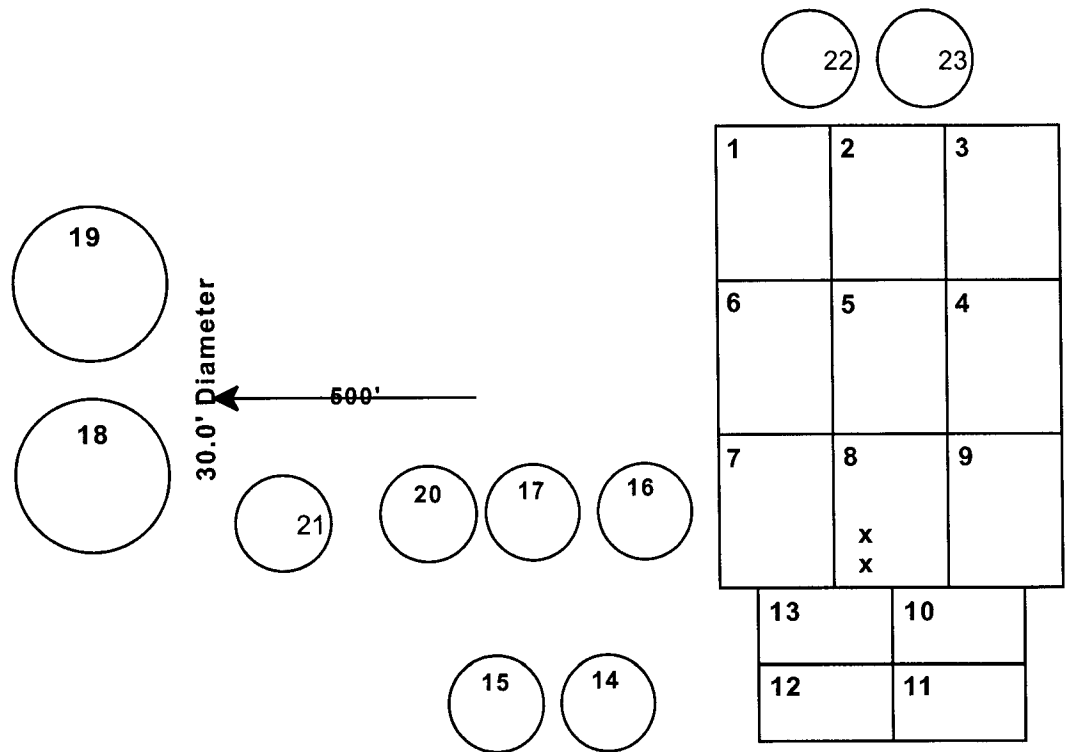
Zero: Floor over bins; Tanks top of sidewall  
 Note: Measure 25L half-way up in manlift well.  
 Measure 210L (blind bin) thru u-trough.  
 (u-trough to bottom of bin is 64.0')

24.0' Diameter

HARLOW CO-OP ELEVATOR & SEED CO.  
 HARLOW ND  
 SECTION B & C



SECTION C

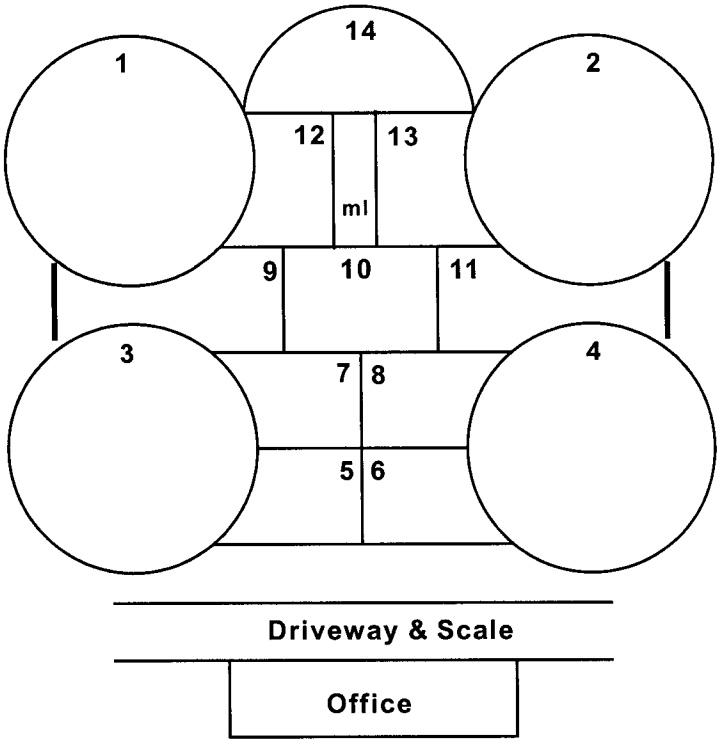


SECTION B

← Section E

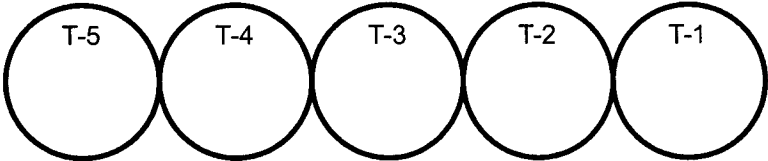
Section A →

HARLOW CO-OP ELEVATOR & SEED CO.  
HARLOW ND  
SECTION E  
concrete complex

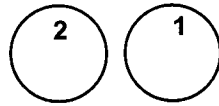
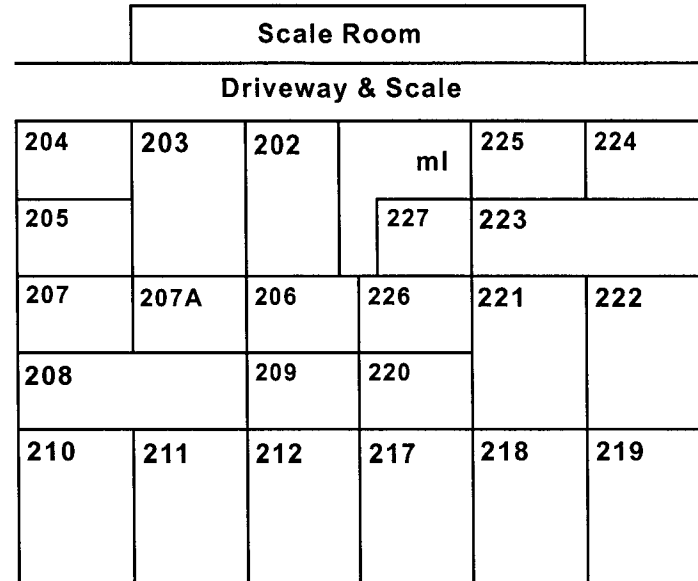


SECTION E

SEED Hoppers

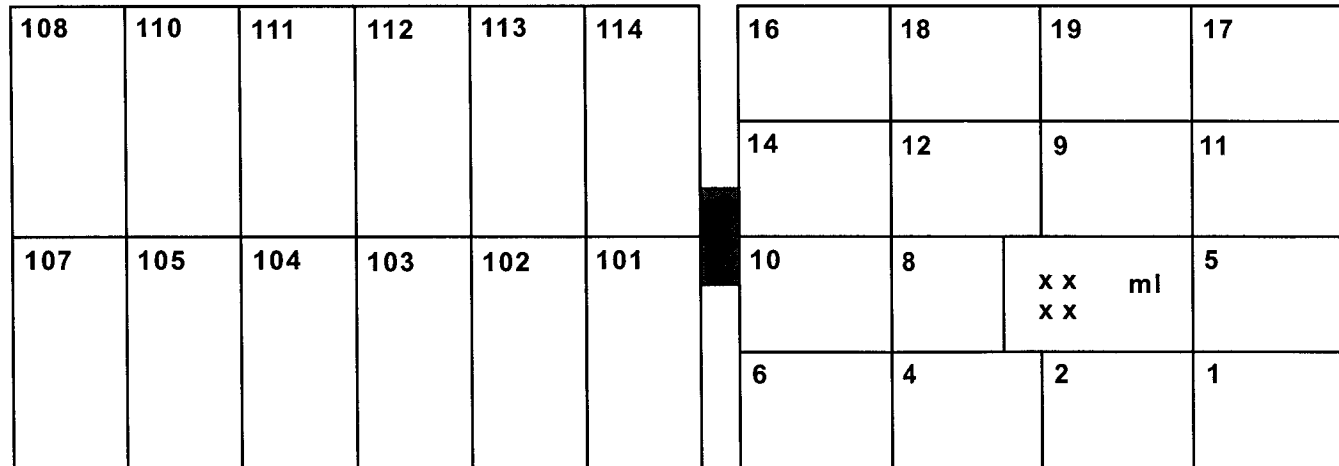
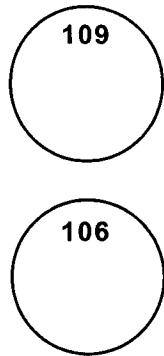


HARLOW CO-OP ELEVATOR & SEED CO.  
 MINNEWAUKAN LOCATION  
 SECTION G

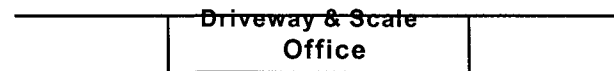


SECTION H

NO RAIL




SECTION G



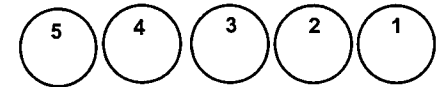
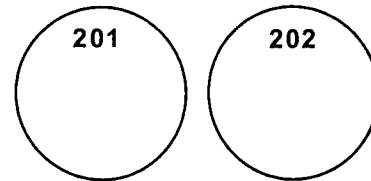
HARLOW CO-OP ELEVATOR & SEED CO.  
MADDOCK LOCATION  
east complex  
SECTION J

##### Red River Valley & Western Railroad #####



dryer

36.0 Diameter



SECTION K  
(hopper tanks)

Driveway & Scale

Scale Room

SECTION J