

Exam Date:06/15/2011

Farmers Cooperative Elevator Company of

Page: 1

Examiner: 1

PO Box 125

Streeter, ND

County:

Phone: 701-424-3341

CCC Number:

Location/Container Numbers/Comments	Section	Capacity
PART A - ADDITIONAL SPACE TO BE INCLUDED UNDER LICENSE		
<NO BINS ADDED>		
		Total: 0
PART B - SPACE TO BE DELETED UNDER LICENSE		
<NO BINS DELETED>		
		Total: 0
PART C - ALL SPACE TO BE INCLUDED UNDER LICENSE		
	A	271,000
	B	474,000
		Total: 745,000
PART D - TOTAL CAPACITY BY FUNCTIONAL UNIT		
Streeter 473	A B	745,000
		Total: 745,000

Exam Date:06/15/2011

Examiner: 1

Farmers Cooperative Elevator Company of
PO Box 125
Streeter, ND
County:

Page: 1

Status	Section	Bin Number	Bin Type	Base Point	Diameter or Bu/Ft (Irreg).		Side wall	Add for Hopper	Ded. for Obst.	Effective Depth	Add for Peak	Depth for Capac.	Bushels per Foot	Base Pack%	Bushel Capacity with Pack
					Length	Width									

Facility: Streeter

Section: A

A	001 T	Square	work floor		0.000	8.000	5.000	30.00	0.00	0.00	30.000	0.000	30.0	32.2	2.50	990
A	001B	Square	work floor T30'		0.000	8.000	8.000	16.00	0.00	0.00	16.000	0.000	16.0	51.4	4.50	859
A	002	Square	work floor		0.000	8.000	9.000	30.00	0.00	0.00	30.000	0.000	30.0	57.9	4.80	1,820
A	003	Square	work floor		0.000	8.000	9.000	30.00	0.00	0.00	30.000	0.000	30.0	57.9	4.80	1,820
A	004 T	Square	work floor		0.000	8.000	5.000	30.00	0.00	0.00	30.000	0.000	30.0	32.2	2.50	990
A	004B	Square	work floor T30'		0.000	8.000	8.000	16.00	0.00	0.00	16.000	0.000	16.0	51.4	4.50	859
A	005	Square	work floor		0.000	5.500	2.500	28.00	0.00	0.00	28.000	0.000	28.0	11.1	2.00	317
A	006	Square	work floor		0.000	8.000	9.000	32.00	0.00	0.00	32.000	0.000	32.0	57.9	4.80	1,942
A	007	Square	work floor		0.000	8.000	9.000	32.00	0.00	0.00	32.000	0.000	32.0	57.9	4.80	1,942
A	008	Square	work floor		0.000	8.000	4.000	28.00	0.00	0.00	28.000	0.000	28.0	25.7	2.50	738
A	009 T	Square	work floor		0.000	8.000	5.000	30.00	0.00	0.00	30.000	0.000	30.0	32.2	2.50	990
A	009B	Square	work floor T30'		0.000	8.000	8.000	16.00	0.00	0.00	16.000	0.000	16.0	51.4	4.50	859
A	010	Square	work floor		0.000	4.500	8.000	32.00	0.00	0.00	32.000	0.000	32.0	28.9	2.50	948
A	011	Square	work floor		0.000	4.000	4.000	28.00	0.00	0.00	28.000	0.000	28.0	12.9	2.00	368
A	012 T	Square	work floor		0.000	10.00	8.000	28.00	0.00	0.00	28.000	0.000	28.0	64.3	5.00	1,890
A	012B	Square	work floor T28'		0.000	8.000	8.000	18.00	0.00	0.00	18.000	0.000	18.0	51.4	4.50	967
A	013	Square	work floor		0.000	3.500	4.000	32.00	0.00	0.00	32.000	0.000	32.0	11.3	2.00	369
A	014	Square	work floor		0.000	2.500	5.000	28.00	0.00	0.00	28.000	0.000	28.0	10.0	2.00	286
A	015	Square	work floor		0.000	3.500	4.000	32.00	0.00	0.00	32.000	0.000	32.0	11.3	2.00	369
A	017	Square	work floor		0.000	8.000	4.000	28.00	0.00	0.00	28.000	0.000	28.0	25.7	2.50	738
A	018	Square	work floor		0.000	5.500	2.500	28.00	0.00	0.00	28.000	0.000	28.0	11.1	2.00	317

Exam Date:06/15/2011

Examiner: 1

Farmers Cooperative Elevator Company of
PO Box 125
Streeter, ND
County:

Page: 2

Status	Section	Bin Number	Bin Type	Base Point	Diameter or Bu/Ft (Irreg).		Side wall	Add for Hopper	Ded. for Obst.	Effective Depth	Add for Peak	Depth for Capac.	Bushels per Foot	Base Pack%	Bushel Capacity with Pack
					Length	Width									

Facility: Streeter

Section: A

A	101	Square	work floor	0.000	13.50	8.500	49.00	0.00	0.00	49.000	0.000	49.0	92.2	5.80	4,780
A	102	Square	work floor	0.000	13.50	8.500	49.00	0.00	0.00	49.000	0.000	49.0	92.2	5.80	4,780
A	103	Square	work floor	0.000	13.50	8.500	49.00	0.00	0.00	49.000	0.000	49.0	92.2	5.80	4,780
A	104	Square	work floor	0.000	13.50	8.500	49.00	0.00	0.00	49.000	0.000	49.0	92.2	5.80	4,780
A	105	Square	work floor	0.000	13.50	8.500	49.00	0.00	0.00	49.000	0.000	49.0	92.2	5.80	4,780
A	106	Square	work floor	0.000	13.50	8.500	49.00	0.00	0.00	49.000	0.000	49.0	92.2	5.80	4,780
A	107	Square	work floor	0.000	13.50	7.000	41.00	0.00	0.00	41.000	0.000	41.0	76.0	5.50	3,287
A	108	Square	work floor	0.000	13.50	7.000	41.00	0.00	0.00	41.000	0.000	41.0	76.0	5.50	3,287
A	109	Square	work floor	0.000	13.50	7.000	41.00	0.00	0.00	41.000	0.000	41.0	76.0	5.50	3,287
A	204	Peaked	eaves	15.900	0.000	0.000	15.00	2.50	0.00	17.500	1.000	18.5	159.6	5.80	3,124
A	205	Peaked	eaves	15.900	0.000	0.000	20.00	2.50	0.00	22.500	1.000	23.5	159.6	5.80	3,969
A	206	Peaked	eaves	15.900	0.000	0.000	20.00	2.50	0.00	22.500	1.000	23.5	159.6	5.80	3,969
A	207	Peaked	top of sidewall	42.000	0.000	0.000	51.80	0.00	0.00	51.800	2.500	54.3	1113.7	10.0	66,521
A	208	Peaked	top of sidewall	42.000	0.000	0.000	51.80	0.00	0.00	51.800	2.500	54.3	1113.7	10.0	66,521
A	209	Peaked	top of sidewall	42.000	0.000	0.000	25.00	0.00	0.00	25.000	2.500	27.5	1113.7	10.0	33,690
A	210	Peaked	top of sidewall	42.000	0.000	0.000	25.00	0.00	0.00	25.000	2.500	27.5	1113.7	10.0	33,690

Bin count: 37

Facility: Streeter Section: A Total: 270,403

To Even: 271,000

Exam Date:06/15/2011

Examiner: 1

Farmers Cooperative Elevator Company of
PO Box 125
Streeter, ND
County:

Page: 3

Status	Section	Bin Number	Bin Type	Base Point	Diameter or Bu/Ft (Irreg.)		Side wall	Add for Hopper	Ded. for Obst.	Effective Depth	Add for Peak	Depth for Capac.	Bushels per Foot	Base Pack%	Bushel Capacity with Pack
					Length	Width									

Facility: Streeter

Section: B

B	105	Flat	eaves	0.000	142.0	50.00	14.00	0.00	0.00	14.000	0.000	14.0	5707.4	10.0	87,894
B	111	Peaked	top of sidewall	43.400	0.000	0.000	23.50	0.00	0.00	23.500	2.600	26.1	1189.2	10.0	34,142
B	112	Peaked	top of sidewall	43.400	0.000	0.000	23.50	0.00	0.00	23.500	2.600	26.1	1189.2	10.0	34,142
B	113	Peaked	top of sidewall	42.000	0.000	0.000	25.00	0.00	0.00	25.000	2.500	27.5	1113.7	10.0	33,690
B	114	Peaked	top of sidewall	42.000	0.000	0.000	25.00	0.00	0.00	25.000	2.500	27.5	1113.7	10.0	33,690
B	115	Peaked	top of sidewall	42.000	0.000	0.000	25.00	0.00	0.00	25.000	2.500	27.5	1113.7	10.0	33,690
B	120	Peaked	top of sidewall	49.700	0.000	0.000	34.38	0.00	0.00	34.380	3.500	37.9	1559.5	10.0	65,016
B	121	Peaked	top of sidewall	49.700	0.000	0.000	34.38	0.00	0.00	34.380	3.500	37.9	1559.5	10.0	65,016
B	122	Peaked	top of sidewall	53.700	0.000	0.000	39.25	0.00	0.00	39.250	3.800	43.1	1820.6	10.0	86,315

Bin count: 9

Facility: Streeter Section: B Total: 473,595

To Even: 474,000

Overall Licensed Bin Capacity for:

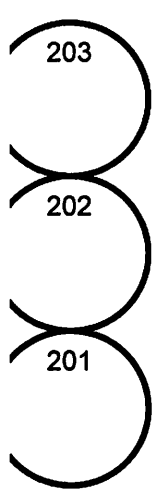
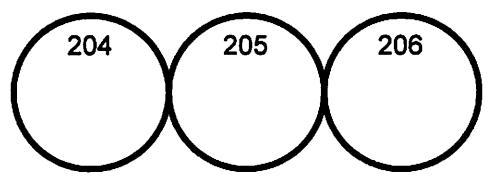
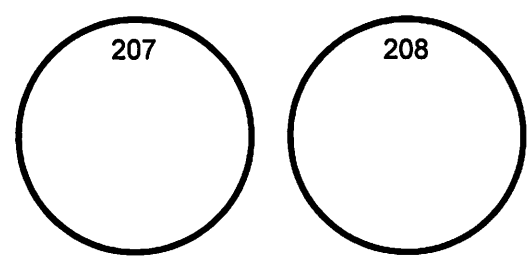
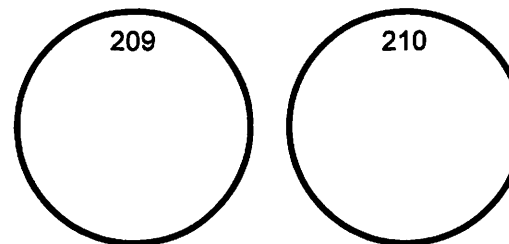
Farmers Cooperative Elevator Company of

Bin count: 46


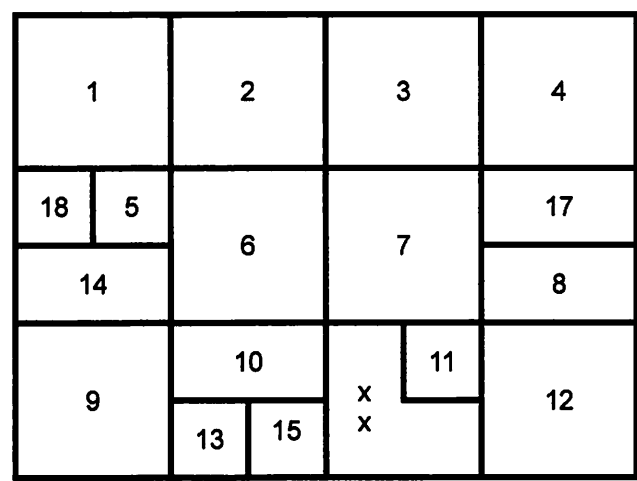
Licensed Capacity:
(includes pack)743,998 Bu.**Licensed Capacity (to even):**
(includes pack and section totals are
rounded up to next highest 1000)745,000 Bu.

Farmers Coop Elevator
Streeter ND.

Section A




Section A



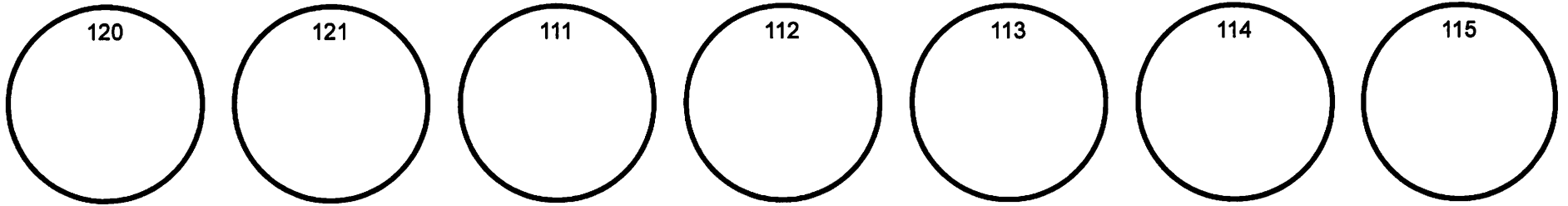
Driveway

Section A



Zero points: floor over bins— annex -catwalk -- tanks - eaves

Farmers Coop. Elevator Co.
Streeter, ND.



Section B

