

Exam Date:08/25/2010

Farmers Elevator Company of Honeyford

Page: 1

Examiner: 2

2472 30th St NE

Gilby, ND

County:

Phone: 701-869-2466

CCC Number:

Location/Container Numbers/Comments	Section	Capacity
PART A - ADDITIONAL SPACE TO BE INCLUDED UNDER LICENSE		
204	Z	75,384
206	Z	50,851
G100	L-G	249,358
036	C	237,536
201A	Z	21,661
202B	Z	21,661
203C	Z	21,661
	Total:	678,112

PART B - SPACE TO BE DELETED UNDER LICENSE

101	C	3,163
102	C	3,163
205	Z	75,384
	Total:	81,710

PART C - ALL SPACE TO BE INCLUDED UNDER LICENSE

A	51,000
C	608,000
D	33,000
G	250,000
J	127,000
L	366,000
L-G	250,000
M	143,000
Z	263,000
	Total: 2,091,000

PART D - TOTAL CAPACITY BY FUNCTIONAL UNIT

Gilby 691	J	127,000
Honeyford 226	A C D G Z	1,205,000
McCanna 1057	L L-G	616,000
Niagara 1056	M	143,000
	Total:	2,091,000

Exam Date:08/25/2010

Farmers Elevator Company of Honeyford
2472 30th St NE
Gilby, ND
County:

Page: 1

Status	Section	Bin Number	Bin Type	Base Point	Diameter or Bu/Ft (Irreg).	Length	Width	Side wall	Add for Hopper	Ded. for Obst.	Effective Depth	Add for Peak	Depth for Capac.	Bushels per Foot	Base Pack%	Bushel Capacity with Pack
--------	---------	------------	----------	------------	-------------------------------	--------	-------	--------------	----------------------	----------------------	--------------------	--------------------	------------------------	------------------------	---------------	------------------------------

Facility: Gilby

Section: J

J	002 T		Irregular	work floor	57.400	0.000	0.000	38.00	0.00	0.00	38.000	0.000	38.0	57.4	4.80	2,286
J	002 B		Irregular	work floor - top 38'	72.100	0.000	0.000	10.00	0.00	0.00	10.000	0.000	10.0	72.1	5.20	758
J	003		Irregular	work floor	41.000	0.000	0.000	36.00	0.00	0.00	36.000	0.000	36.0	41.0	3.00	1,520
J	004 T		Irregular	work floor	47.000	0.000	0.000	38.00	0.00	0.00	38.000	0.000	38.0	47.0	4.00	1,857
J	004 B		Irregular	work floor - top 38'	59.000	0.000	0.000	10.00	0.00	0.00	10.000	0.000	10.0	59.0	4.80	618
J	005 T		Irregular	work floor	47.000	0.000	0.000	38.00	0.00	0.00	38.000	0.000	38.0	47.0	4.00	1,857
J	005 B		Irregular	work floor	59.000	0.000	0.000	10.00	0.00	0.00	10.000	0.000	10.0	59.0	4.80	618
J	006 T		Irregular	work floor	47.000	0.000	0.000	38.00	0.00	0.00	38.000	0.000	38.0	47.0	4.00	1,857
J	006 B		Irregular	work floor - top 38'	59.000	0.000	0.000	10.00	0.00	0.00	10.000	0.000	10.0	59.0	4.80	618
J	007		Irregular	work floor	41.000	0.000	0.000	36.00	0.00	0.00	36.000	0.000	36.0	41.0	3.00	1,520
J	008		Irregular	work floor	41.000	0.000	0.000	36.00	0.00	0.00	36.000	0.000	36.0	41.0	3.00	1,520
J	009		Irregular	work floor	41.000	0.000	0.000	36.00	0.00	0.00	36.000	0.000	36.0	41.0	3.00	1,520
J	010		Irregular	work floor	41.000	0.000	0.000	36.00	0.00	0.00	36.000	0.000	36.0	41.0	3.00	1,520
J	011 T		Irregular	work floor	47.000	0.000	0.000	38.00	0.00	0.00	38.000	0.000	38.0	47.0	4.00	1,857
J	011 B		Irregular	work floor - -top 38'	59.000	0.000	0.000	10.00	0.00	0.00	10.000	0.000	10.0	59.0	4.80	618
J	012 T		Irregular	work floor	47.000	0.000	0.000	35.00	0.00	0.00	35.000	0.000	35.0	47.0	4.00	1,711
J	012 B		Irregular	work floor - top 35'	59.000	0.000	0.000	10.00	0.00	0.00	10.000	0.000	10.0	59.0	4.80	618
J	013		Irregular	work floor	41.000	0.000	0.000	36.00	0.00	0.00	36.000	0.000	36.0	41.0	3.00	1,520
J	014 T		Irregular	work floor	47.000	0.000	0.000	38.00	0.00	0.00	38.000	0.000	38.0	47.0	4.00	1,857
J	014 B		Irregular	work floor - top 38'	59.000	0.000	0.000	10.00	0.00	0.00	10.000	0.000	10.0	59.0	4.80	618
J	015		Irregular	work floor	72.100	0.000	0.000	48.00	0.00	0.00	48.000	0.000	48.0	72.1	5.20	3,641

Exam Date:08/25/2010

Farmers Elevator Company of Honeyford
2472 30th St NE
Gilby , ND
County:

Page: 2

Status	Section	Bin Number	Bin Type	Base Point	Diameter or Bu/Ft (Irreg).	Length	Width	Side wall	Add for Hopper	Ded. for Obst.	Effective Depth	Add for Peak	Depth for Capac.	Bushels per Foot	Base Pack%	Bushel Capacity with Pack
--------	---------	------------	----------	------------	-------------------------------	--------	-------	--------------	----------------------	----------------------	--------------------	--------------------	------------------------	------------------------	---------------	------------------------------

Facility: Gilby

Section: J

J	101 T	Irregular	catwalk		116.50	0.000	0.000	37.00	0.00	0.00	37.000	0.000	37.0	116.5	6.20	4,578
J	101 B	Irregular	catwalk - top 37'		97.100	0.000	0.000	9.000	0.00	0.00	9.000	0.000	9.0	97.1	6.00	926
J	102 T	Irregular	catwalk		116.50	0.000	0.000	37.00	0.00	0.00	37.000	0.000	37.0	116.5	6.20	4,578
J	102 B	Irregular	catwalk - top 37'		97.100	0.000	0.000	9.000	0.00	0.00	9.000	0.000	9.0	97.1	6.00	926
J	103 T	Irregular	catwalk		118.50	0.000	0.000	37.00	0.00	0.00	37.000	0.000	37.0	118.5	6.20	4,657
J	103 B	Irregular	catwalk - top 37'		98.800	0.000	0.000	9.000	0.00	0.00	9.000	0.000	9.0	98.8	6.00	942
J	104 T	Irregular	catwalk		118.50	0.000	0.000	37.00	0.00	0.00	37.000	0.000	37.0	118.5	6.20	4,657
J	104 B	Irregular	catwalk - top 37'		98.800	0.000	0.000	9.000	0.00	0.00	9.000	0.000	9.0	98.8	6.00	942
J	105 T	Irregular	catwalk		118.50	0.000	0.000	37.00	0.00	0.00	37.000	0.000	37.0	118.5	6.20	4,657
J	105 B	Irregular	catwalk - top 37'		98.800	0.000	0.000	9.000	0.00	0.00	9.000	0.000	9.0	98.8	6.00	942
J	106 T	Irregular	catwalk		118.50	0.000	0.000	37.00	0.00	0.00	37.000	0.000	37.0	118.5	6.20	4,657
J	106 B	Irregular	catwalk - top 37'		98.800	0.000	0.000	9.000	0.00	0.00	9.000	0.000	9.0	98.8	6.00	942
J	107 T	Irregular	catwalk -		116.50	0.000	0.000	37.00	0.00	0.00	37.000	0.000	37.0	116.5	6.20	4,578
J	107 B	Irregular	catwalk - top 37'		97.100	0.000	0.000	9.000	0.00	0.00	9.000	0.000	9.0	97.1	6.00	926
J	108 T	Irregular	catwalk -		116.50	0.000	0.000	37.00	0.00	0.00	37.000	0.000	37.0	116.5	6.20	4,578
J	108 B	Irregular	catwalk - top 37'		97.100	0.000	0.000	9.000	0.00	0.00	9.000	0.000	9.0	97.1	6.00	926
J	201	Peaked	top of sidewall		29.900	0.000	0.000	40.40	0.00	0.00	40.400	1.800	42.2	564.4	9.00	25,962
J	202	Peaked	top of sidewall		29.900	0.000	0.000	40.40	0.00	0.00	40.400	1.800	42.2	564.4	9.00	25,962

Bin count: 39

Facility: Gilby Section: J Total: 126,845

To Even: 127,000

Exam Date:08/25/2010

Farmers Elevator Company of Honeyford
2472 30th St NE
Gilby, ND
County:

Page: 3

Examiner: 2

Status	Section	Bin Number	Bin Type	Base Point	Diameter or Bu/Ft (Irreg.)	Length	Width	Side wall	Add for Hopper	Ded. for Obst.	Effective Depth	Add for Peak	Depth for Capac.	Bushels per Foot	Base Pack%	Bushel Capacity with Pack
--------	---------	------------	----------	------------	-------------------------------	--------	-------	--------------	----------------------	----------------------	--------------------	--------------------	------------------------	------------------------	---------------	------------------------------

Facility: Honeyford

Section: A

A	201	Square	work floor		0.000	11.00	9.000	69.00	0.00	0.00	69.000	0.000	69.0	79.6	5.50	5,794
A	202	Square	work floor		0.000	6.500	6.000	49.00	0.00	0.00	49.000	0.000	49.0	31.4	2.50	1,577
A	205	Square	work floor		0.000	12.00	11.00	49.00	0.00	0.00	49.000	0.000	49.0	106.1	6.20	5,521
A	206	Square	work floor		0.000	11.00	9.000	69.00	0.00	0.00	69.000	0.000	69.0	79.6	5.50	5,794
A	207	Square	work floor		0.000	6.500	6.500	49.00	0.00	0.00	49.000	0.000	49.0	34.0	2.50	1,708
A	208	Square	work floor		0.000	9.000	6.500	48.00	0.00	0.00	48.000	0.000	48.0	47.0	4.00	2,346
A	210	Square	work floor		0.000	9.000	6.500	48.00	0.00	0.00	48.000	0.000	48.0	47.0	4.00	2,346
A	211 T	Square	work floor		0.000	6.500	3.500	7.000	0.00	0.00	7.000	0.000	7.0	18.3	2.00	131
A	211 B	Square	work floor -top 7.0'		0.000	6.500	6.500	42.00	0.00	0.00	42.000	0.000	42.0	34.0	2.50	1,464
A	212	Square	work floor		0.000	11.00	9.000	69.00	0.00	0.00	69.000	0.000	69.0	79.6	5.50	5,794
A	214	Square	work floor		0.000	12.00	11.00	69.00	0.00	0.00	69.000	0.000	69.0	106.1	6.20	7,775
A	215	Square	work floor		0.000	6.500	6.000	49.00	0.00	0.00	49.000	0.000	49.0	31.4	2.50	1,577
A	216	Square	work floor		0.000	11.00	9.000	69.00	0.00	0.00	69.000	0.000	69.0	79.6	5.50	5,794
A	217	Square	work floor		0.000	4.500	3.500	21.00	0.00	0.00	21.000	0.000	21.0	12.7	2.00	272
A	219 T	Square	work floor		0.000	4.500	3.500	21.00	0.00	0.00	21.000	0.000	21.0	12.7	2.00	272
A	219 B	Square	work floor - top 21'		0.000	9.000	3.500	27.00	0.00	0.00	27.000	0.000	27.0	25.3	2.50	700
A	220	Square	work floor		0.000	9.000	3.500	48.00	0.00	0.00	48.000	0.000	48.0	25.3	2.50	1,244

Bin count: 17

Facility: Honeyford Section: A Total: 50,109To Even: 51,000

Exam Date:08/25/2010

Farmers Elevator Company of Honeyford
2472 30th St NE
Gilby, ND
County:

Page: 4

Status	Section	Bin Number	Bin Type	Base Point	Diameter or Bu/Ft (Irreg.)	Length	Width	Side wall	Add for Hopper	Ded. for Obst.	Effective Depth	Add for Peak	Depth for Capac.	Bushels per Foot	Base Pack%	Bushel Capacity with Pack
--------	---------	------------	----------	------------	-------------------------------	--------	-------	--------------	----------------------	----------------------	--------------------	--------------------	------------------------	------------------------	---------------	------------------------------

Facility: Honeyford

Section: C

C	002	Square	work floor		0.000	12.30	4.100	52.00	0.00	0.00	52.000	0.000	52.0	40.5	3.00	2,169
C	003	Square	work floor		0.000	3.800	5.100	51.00	0.00	0.00	51.000	0.000	51.0	15.6	2.00	812
C	004	Square	work floor		0.000	8.200	11.00	50.00	0.00	0.00	50.000	0.000	50.0	72.5	5.20	3,814
C	005	Square	work floor		0.000	11.10	13.30	67.00	0.00	0.00	67.000	0.000	67.0	118.7	6.20	8,446
C	006 T	Square	work floor		0.000	2.400	11.00	51.00	0.00	0.00	51.000	0.000	51.0	21.2	2.00	1,103
C	006 B	Square	work floor - top 51'		0.000	10.70	10.70	19.00	0.00	0.00	19.000	0.000	19.0	92.0	5.80	1,849
C	007	Square	work floor		0.000	12.30	11.00	50.00	0.00	0.00	50.000	0.000	50.0	108.8	6.20	5,777
C	008	Square	work floor		0.000	12.30	13.30	49.00	0.00	0.00	49.000	0.000	49.0	131.5	6.50	6,863
C	009	Square	work floor		0.000	13.30	11.00	67.00	0.00	0.00	67.000	0.000	67.0	117.6	6.20	8,367
C	010	Square	work floor		0.000	11.00	11.00	70.00	0.00	0.00	70.000	0.000	70.0	97.3	6.00	7,220
C	011	Square	work floor		0.000	11.00	4.100	48.50	0.00	0.00	48.500	0.000	48.5	36.3	3.00	1,814
C	013	Square	work floor		0.000	11.00	4.200	48.50	0.00	0.00	48.500	0.000	48.5	37.1	3.00	1,853
C	015	Square	work floor		0.000	12.30	4.200	52.00	0.00	0.00	52.000	0.000	52.0	41.5	3.50	2,234
C	016 TS	Square	work floor		0.000	13.60	11.70	61.00	0.00	0.00	61.000	0.000	61.0	127.9	6.50	8,309
C	016 BS	Square	work floor - top 61'		0.000	14.70	13.50	7.000	0.00	0.00	7.000	0.000	7.0	159.5	7.00	1,195
C	016N	Square	work floor		0.000	11.00	10.60	70.00	0.00	0.00	70.000	0.000	70.0	93.7	5.80	6,939
C	017	Square	work floor		0.000	12.30	10.60	50.00	0.00	0.00	50.000	0.000	50.0	104.8	6.00	5,554
C	018	Square	work floor		0.000	13.60	12.30	60.00	0.00	0.00	60.000	0.000	60.0	134.5	6.50	8,595
C	021 T	Square	work floor		0.000	13.60	11.10	61.00	0.00	0.00	61.000	0.000	61.0	121.4	6.50	7,886
C	021 B	Square	work floor - top 61'		0.000	14.80	13.50	7.000	0.00	0.00	7.000	0.000	7.0	160.6	7.00	1,203
C	022 T	Square	work floor		0.000	10.60	2.600	51.00	0.00	0.00	51.000	0.000	51.0	22.2	2.00	1,155

Exam Date:08/25/2010

Farmers Elevator Company of Honeyford
2472 30th St NE
Gilby, ND
County:

Page: 5

Status	Section	Bin Number	Bin Type	Base Point	Diameter or Bu/Ft (Irreg).		Side wall	Add for Hopper	Ded. for Obst.	Effective Depth	Add for Peak	Depth for Capac.	Bushels per Foot	Base Pack%	Bushel Capacity with Pack
					Length	Width									

Facility: Honeyford

Section: C

	C	022 B	Square	work floor - top 51'	0.000	10.70	10.50	19.00	0.00	0.00	19.000	0.000	19.0	90.3	5.80	1,816
	C	024	Square	work floor	0.000	10.60	8.000	50.00	0.00	0.00	50.000	0.000	50.0	68.2	5.20	3,587
	C	025	Square	work floor	0.000	5.200	3.800	51.00	0.00	0.00	51.000	0.000	51.0	15.9	2.00	827
	C	026 T	Square	work floor	0.000	5.800	5.100	13.00	0.00	0.00	13.000	0.000	13.0	23.8	2.00	315
	C	026 B	Square	work floor- top 13'	0.000	12.30	5.800	39.00	0.00	0.00	39.000	0.000	39.0	57.3	4.80	2,342
	C	027	Square	work floor	0.000	12.30	11.60	60.00	0.00	0.00	60.000	0.000	60.0	114.7	6.20	7,309
	C	028 T	Square	work floor	0.000	11.70	11.60	61.00	0.00	0.00	61.000	0.000	61.0	109.1	6.20	7,068
	C	028 B	Square	work floor - top 61'	0.000	14.70	11.40	9.000	0.00	0.00	9.000	0.000	9.0	134.7	6.50	1,291
	C	029 T	Square	work floor	0.000	11.60	11.10	61.00	0.00	0.00	61.000	0.000	61.0	103.5	6.00	6,693
	C	029 B	Square	work floor - top 61'	0.000	14.80	11.40	9.000	0.00	0.00	9.000	0.000	9.0	135.6	6.50	1,299
	C	030	Square	work floor - top 61'	0.000	12.30	11.30	60.00	0.00	0.00	60.000	0.000	60.0	111.7	6.20	7,118
	C	031 T	Square	work floor	0.000	11.30	11.10	61.00	0.00	0.00	61.000	0.000	61.0	100.8	6.00	6,518
	C	031 B	Square	work floor	0.000	14.80	11.10	8.000	0.00	0.00	8.000	0.000	8.0	132.1	6.50	1,126
	C	032 T	Square	work floor	0.000	11.70	11.30	61.00	0.00	0.00	61.000	0.000	61.0	106.3	6.20	6,886
	C	032 B	Square	work floor - top 61'	0.000	14.70	11.10	8.000	0.00	0.00	8.000	0.000	8.0	131.2	6.50	1,118
	C	033	Peaked	top of sidewall	38.800	0.000	0.000	68.30	0.00	0.00	68.300	2.300	70.6	950.5	10.0	73,816
	C	034	Peaked	top of sidewall	38.800	0.000	0.000	68.30	0.00	0.00	68.300	2.300	70.6	950.5	10.0	73,816
	C	035	Peaked	top of sidewall	38.800	0.000	0.000	68.30	0.00	0.00	68.300	2.300	70.6	950.5	10.0	73,816
Added	C	036	Peaked	top of sidewall	77.600	0.000	0.000	51.40	0.00	0.00	51.400	5.400	56.8	3801.8	10.0	237,536

NDPSC Bin Capacity Chart

Exam Date:08/25/2010

Farmers Elevator Company of Honeyford

Page: 6

Examiner: 2

2472 30th St NE

Gilby, ND

County:

Status	Section	Bin Number	Bin Type	Base Point	Diameter or Bu/Ft (Irreg.)	Length	Width	Side wall	Add for Hopper	Ded. for Obst.	Effective Depth	Add for Peak	Depth for Capac.	Bushels per Foot	Base Pack%	Bushel Capacity with Pack	
Bin count:		40														Facility: Honeyford Section: C Total:	607,454
																To Even:	608,000

Section: D

D	001	Square	catwalk		0.000	11.50	9.300	44.40	0.00	0.00	44.400	0.000	44.4	86.0	5.80	4,039	
D	002	Square	catwalk		0.000	11.70	9.300	44.40	0.00	0.00	44.400	0.000	44.4	87.5	5.80	4,110	
D	003	Square	catwalk		0.000	11.70	9.300	44.40	0.00	0.00	44.400	0.000	44.4	87.5	5.80	4,110	
D	004	Square	catwalk		0.000	11.50	9.300	44.40	0.00	0.00	44.400	0.000	44.4	86.0	5.80	4,039	
D	005	Square	catwalk		0.000	11.50	9.300	44.40	0.00	0.00	44.400	0.000	44.4	86.0	5.80	4,039	
D	006	Square	catwalk		0.000	11.70	9.300	44.40	0.00	0.00	44.400	0.000	44.4	87.5	5.80	4,110	
D	007	Square	catwalk		0.000	11.70	9.300	44.40	0.00	0.00	44.400	0.000	44.4	87.5	5.80	4,110	
D	008	Square	catwalk		0.000	11.50	9.300	44.40	0.00	0.00	44.400	0.000	44.4	86.0	5.80	4,039	
Bin count:		8														Facility: Honeyford Section: D Total:	32,596
																To Even:	33,000

Section: G

G	G100	Temporary	oval bunker - 110'w x 120L		15.000	150.0	80.00	13.20	0.00	0.00	13.200	15.00	28.2	9646.3	10.0	299,229	
Bin count:		1														Facility: Honeyford Section: G Total:	299,229
																To Even:	300,000

Section: Z

Added	Z	201A	Peaked	top of sidewall J. Trosen	35.900	0.000	0.000	22.00	0.00	0.00	22.000	2.200	24.2	813.7	10.0	21,661
Added	Z	202B	Peaked	top of sidewall J. Trosen	35.900	0.000	0.000	22.00	0.00	0.00	22.000	2.200	24.2	813.7	10.0	21,661
Added	Z	203C	Peaked	top of sidewall J. Trosen	35.900	0.000	0.000	22.00	0.00	0.00	22.000	2.200	24.2	813.7	10.0	21,661

Client ID: 58

NDPSC Bin Capacity Chart

08/25/2010 11:50:51 AM

Exam Date:08/25/2010

Farmers Elevator Company of Honeyford
2472 30th St NE
Gilby, ND
County:

Page: 7

Examiner: 2

Status	Section	Bin Number	Bin Type	Base Point	Diameter or Bu/Ft (Irreg.) Length	Width	Side wall	Add for Hopper	Ded. for Obst.	Effective Depth	Add for Peak	Depth for Capac.	Bushels per Foot	Base Pack%	Bushel Capacity with Pack
--------	---------	------------	----------	------------	---	-------	--------------	----------------------	----------------------	--------------------	--------------------	------------------------	------------------------	---------------	------------------------------

Facility: Honeyford**Section: Z**

Added	Z	204	Quonset	J. Trosen Quonset south	0.000	200.0	48.50	9.000	0.00	0.00	9.000	0.000	9.0	7614.5	10.0	75,384
Added	Z	206	Quonset	B. Trosen quonset	0.000	72.00	68.00	12.00	0.00	0.00	12.000	0.000	12.0	3852.3	10.0	50,851
	Z	402	Flat	dixon farm Wrhse	0.000	147.0	54.50	10.00	0.00	0.00	10.000	0.000	10.0	6440.1	10.0	70,841

Bin count: 6

Facility: Honeyford Section: Z Total: **262,059**To Even: **263,000**

Exam Date:08/25/2010

Farmers Elevator Company of Honeyford
2472 30th St NE
Gilby, ND
County:

Page: 8

Status	Section	Bin Number	Bin Type	Base Point	Diameter or Bu/Ft (Irreg.)	Length	Width	Side wall	Add for Hopper	Ded. for Obst.	Effective Depth	Add for Peak	Depth for Capac.	Bushels per Foot	Base Pack%	Bushel Capacity with Pack
--------	---------	------------	----------	------------	-------------------------------	--------	-------	--------------	----------------------	----------------------	--------------------	--------------------	------------------------	------------------------	---------------	------------------------------

Facility: McCanna

Section: L

L	002	Square	bin floor concrete McCanna	0.000	5.500	4.000	69.00	0.00	0.00	69.000	0.000	69.0	17.7	2.00	1,245
L	003	Square	bin floor concrete McCanna	0.000	5.500	4.000	71.00	0.00	0.00	71.000	0.000	71.0	17.7	2.00	1,282
L	004	Square	bin floor concrete McCanna	0.000	5.500	4.000	71.00	0.00	0.00	71.000	0.000	71.0	17.7	2.00	1,282
L	005	Square	bin floor	0.000	5.500	4.000	71.00	0.00	0.00	71.000	0.000	71.0	17.7	2.00	1,282
L	006	Square	bin floor	0.000	5.500	5.000	71.00	0.00	0.00	71.000	0.000	71.0	22.1	2.00	1,600
L	007	Square	bin floor	0.000	5.500	5.000	71.00	0.00	0.00	71.000	0.000	71.0	22.1	2.00	1,600
L	008	Square	bin floor	0.000	5.500	4.000	71.00	0.00	0.00	71.000	0.000	71.0	17.7	2.00	1,282
L	009	Square	bin floor	0.000	10.00	4.000	71.00	0.00	0.00	71.000	0.000	71.0	32.2	2.50	2,343
L	010 T	Square	bin floor	0.000	4.000	13.70	71.00	0.00	0.00	71.000	0.000	71.0	44.1	3.50	3,241
L	010 B	Square	bin floor top 71'	0.000	10.00	13.70	24.50	0.00	0.00	24.500	0.000	24.5	110.1	6.20	2,864
L	011 T	Square	bin floor	0.000	4.000	13.70	71.00	0.00	0.00	71.000	0.000	71.0	44.1	3.50	3,241
L	011 B	Square	bin floor top 71'	0.000	10.00	13.70	24.50	0.00	0.00	24.500	0.000	24.5	110.1	6.20	2,864
L	012	Square	bin floor	0.000	6.500	9.000	71.00	0.00	0.00	71.000	0.000	71.0	47.0	4.00	3,470
L	013	Square	bin floor	0.000	6.500	9.000	71.00	0.00	0.00	71.000	0.000	71.0	47.0	4.00	3,470
L	014	Square	bin floor	0.000	6.500	7.000	71.00	0.00	0.00	71.000	0.000	71.0	36.6	3.00	2,677
L	015	Square	bin floor	0.000	6.500	7.000	71.00	0.00	0.00	71.000	0.000	71.0	36.6	3.00	2,677
L	018	Square	bin floor	0.000	13.50	4.200	71.00	0.00	0.00	71.000	0.000	71.0	45.6	4.00	3,368
L	019	Square	bin floor	0.000	13.50	4.200	71.00	0.00	0.00	71.000	0.000	71.0	45.6	4.00	3,368
L	021	Square	bin floor	0.000	6.500	7.000	71.00	0.00	0.00	71.000	0.000	71.0	36.6	3.00	2,677
L	022	Square	bin floor	0.000	6.500	7.000	71.00	0.00	0.00	71.000	0.000	71.0	36.6	3.00	2,677
L	023	Square	bin floor	0.000	6.500	9.000	71.00	0.00	0.00	71.000	0.000	71.0	47.0	4.00	3,470

Exam Date:08/25/2010

Farmers Elevator Company of Honeyford
2472 30th St NE
Gilby, ND
County:

Page: 9

Status	Section	Bin Number	Bin Type	Base Point	Diameter or Bu/Ft (Irreg).		Side wall	Add for Hopper	Ded. for Obst.	Effective Depth	Add for Peak	Depth for Capac.	Bushels per Foot	Base Pack%	Bushel Capacity with Pack
					Length	Width									

Facility: McCanna

Section: L

L	024	Square	bin floor		0.000	6.500	9.000	71.00	0.00	0.00	71.000	0.000	71.0	47.0	4.00	3,470
L	025	Square	bin floor		0.000	10.00	13.70	69.00	0.00	0.00	69.000	0.000	69.0	110.1	6.20	8,068
L	026	Square	bin floor		0.000	10.00	13.70	69.00	0.00	0.00	69.000	0.000	69.0	110.1	6.20	8,068
L	027 T	Square	bin floor		0.000	4.500	7.000	18.00	0.00	0.00	18.000	0.000	18.0	25.3	2.50	466
L	027 B	Square	bin floor top 18'		0.000	10.00	7.000	53.00	0.00	0.00	53.000	0.000	53.0	56.3	4.80	3,127
L	028	Square	bin floor top 18'		0.000	10.00	3.000	71.00	0.00	0.00	71.000	0.000	71.0	24.1	2.50	1,754
L	101	Irregular	bin floor		110.00	0.000	0.000	97.00	0.00	0.00	97.000	0.000	97.0	110.0	6.20	11,332
L	102	Round	bin floor		18.200	0.000	0.000	97.00	0.00	0.00	97.000	0.000	97.0	209.1	6.00	21,500
L	103	Round	bin floor		18.200	0.000	0.000	97.00	0.00	0.00	97.000	0.000	97.0	209.1	6.00	21,500
L	104	Irregular	bin floor		20.000	0.000	0.000	97.00	0.00	0.00	97.000	0.000	97.0	20.0	2.00	1,979
L	201	Square	bin floor wood elevator		0.000	7.500	10.30	47.00	0.00	0.00	47.000	0.000	47.0	62.1	5.00	3,065
L	204	Square	bin floor		0.000	7.500	3.500	34.00	0.00	0.00	34.000	0.000	34.0	21.1	2.00	731
L	205	Square	bin floor		0.000	7.500	6.500	30.00	0.00	0.00	30.000	0.000	30.0	39.2	3.00	1,211
L	206	Square	bin floor		0.000	7.500	10.30	47.00	0.00	0.00	47.000	0.000	47.0	62.1	5.00	3,065
L	207	Square	bin floor		0.000	7.500	10.30	48.00	0.00	0.00	48.000	0.000	48.0	62.1	5.00	3,130
L	208	Square	bin floor		0.000	7.500	10.30	33.00	0.00	0.00	33.000	0.000	33.0	62.1	5.00	2,151
L	209	Square	bin floor		0.000	7.500	10.30	48.00	0.00	0.00	48.000	0.000	48.0	62.1	5.00	3,130
L	210	Square	bin floor		0.000	7.500	6.500	30.00	0.00	0.00	30.000	0.000	30.0	39.2	3.00	1,211
L	211	Square	bin floor		0.000	7.500	6.500	33.00	0.00	0.00	33.000	0.000	33.0	39.2	3.00	1,333
L	212	Square	bin floor		0.000	7.500	10.30	31.00	0.00	0.00	31.000	0.000	31.0	62.1	5.00	2,021
L	214	Square	bin floor		0.000	7.500	6.500	33.00	0.00	0.00	33.000	0.000	33.0	39.2	3.00	1,333

Client ID: 58

NDPSC Bin Capacity Chart

08/25/2010 11:50:56 AM

Exam Date:08/25/2010

Farmers Elevator Company of Honeyford

Page: 10

Examiner: 2

2472 30th St NE

Gilby, ND

County:

Status	Section	Bin Number	Bin Type	Base Point	Diameter or Bu/Ft (Irreg).		Side wall	Add for Hopper	Ded. for Obst.	Effective Depth	Add for Peak	Depth for Capac.	Bushels per Foot	Base Pack%	Bushel Capacity with Pack
					Length	Width									

Facility: McCanna**Section: L**

L	215	Square	bin floor		0.000	7.500	10.30	47.00	0.00	0.00	47.000	0.000	47.0	62.1	5.00	3,065
L	216	Square	bin floor		0.000	7.500	10.30	47.00	0.00	0.00	47.000	0.000	47.0	62.1	5.00	3,065
L	217	Square	bin floor		0.000	7.500	6.500	33.00	0.00	0.00	33.000	0.000	33.0	39.2	3.00	1,333
L	218	Square	bin floor		0.000	7.500	6.500	33.00	0.00	0.00	33.000	0.000	33.0	39.2	3.00	1,333
L	301	Flat	18.5' bttm auger 14.2' rods		0.000	100.2	50.00	14.10	0.00	0.00	14.100	0.000	14.1	4027.3	10.0	62,464
L	302	Flat	13.8' sidewall 19.4' low point		0.000	150.0	38.70	13.80	0.00	0.00	13.800	0.000	13.8	4666.4	10.0	70,836
L	303	Quonset	center over u-trgh 17.4 side		0.000	118.8	45.40	12.00	0.00	0.00	12.000	0.000	12.0	4124.2	10.0	54,440
L	401	Peaked	top of sidewall		16.000	0.000	0.000	25.00	2.50	0.00	27.500	1.000	28.5	161.6	5.80	4,873
L	402	Peaked	top of sidewall		16.000	0.000	0.000	25.00	2.50	0.00	27.500	1.000	28.5	161.6	5.80	4,873
L	403	Peaked	top of sidewall		16.000	0.000	0.000	15.00	2.50	0.00	17.500	1.000	18.5	161.6	5.80	3,163

Bin count: 52

Facility: McCanna Section: L Total: 365,070

To Even: 366,000

Section: L-G

Added	L-G	G100	Temporary top of sidewall		15.000	150.0	80.00	13.20	0.00	0.00	13.200	15.00	28.2	9646.3	10.0	299,229
-------	-----	------	---------------------------	--	--------	-------	-------	-------	------	------	--------	-------	------	--------	------	---------

Bin count: 1

Facility: McCanna Section: L-G Total: 299,229

To Even: 300,000

Exam Date:08/25/2010

Farmers Elevator Company of Honeyford
2472 30th St NE
Gilby, ND
County:

Page: 11

Examiner: 2

Status	Section	Bin Number	Bin Type	Base Point	Diameter or Bu/Ft (Irreg.)		Side wall	Add for Hopper	Ded. for Obst.	Effective Depth	Add for Peak	Depth for Capac.	Bushels per Foot	Base Pack%	Bushel Capacity with Pack
					Length	Width									

Facility: Niagara

Section: M

M	001 T		Square	bin floor --Niagara	0.000	9.100	7.000	51.00	0.00	0.00	51.000	0.000	51.0	51.2	4.50	2,728
M	001 B		Square	bin floor top 51'	0.000	8.700	13.60	17.00	0.00	0.00	17.000	0.000	17.0	95.1	6.00	1,714
M	002		Square	bin floor	0.000	9.100	6.900	49.00	0.00	0.00	49.000	0.000	49.0	50.5	4.50	2,586
M	003		Square	bin floor	0.000	9.100	6.400	51.00	0.00	0.00	51.000	0.000	51.0	46.8	4.00	2,482
M	004 T		Square	bin floor	0.000	3.800	6.700	15.00	0.00	0.00	15.000	0.000	15.0	20.5	2.00	314
M	004 B		Square	bin floor top 15'	0.000	9.100	6.700	36.00	0.00	0.00	36.000	0.000	36.0	49.0	4.20	1,838
M	006		Square	bin floor	0.000	9.100	7.100	49.00	0.00	0.00	49.000	0.000	49.0	51.9	4.50	2,657
M	007 T		Square	bin floor	0.000	9.100	6.700	51.00	0.00	0.00	51.000	0.000	51.0	49.0	4.20	2,604
M	007 B		Square	bin floor top 51'	0.000	8.600	13.60	17.00	0.00	0.00	17.000	0.000	17.0	94.0	5.80	1,691
M	008 T		Square	bin floor	0.000	6.900	7.300	11.00	0.00	0.00	11.000	0.000	11.0	40.5	3.00	459
M	008 B		Square	bin floor top 11'	0.000	10.00	7.000	39.00	0.00	0.00	39.000	0.000	39.0	56.3	4.80	2,301
M	009		Square	bin floor	0.000	10.00	6.900	50.00	0.00	0.00	50.000	0.000	50.0	55.5	4.80	2,908
M	010		Square	bin floor	0.000	5.100	6.400	52.00	0.00	0.00	52.000	0.000	52.0	26.2	2.50	1,396
M	011		Square	bin floor	0.000	4.300	6.400	52.00	0.00	0.00	52.000	0.000	52.0	22.1	2.00	1,172
M	012		Square	bin floor	0.000	5.100	6.700	52.00	0.00	0.00	52.000	0.000	52.0	27.5	2.50	1,466
M	013		Square	bin floor	0.000	4.300	6.700	52.00	0.00	0.00	52.000	0.000	52.0	23.2	2.00	1,230
M	014		Square	bin floor	0.000	10.00	7.100	50.00	0.00	0.00	50.000	0.000	50.0	57.1	4.80	2,992
M	015 U		Square	bin floor	0.000	10.00	6.700	31.00	0.00	0.00	31.000	0.000	31.0	53.9	4.50	1,746
M	015 L		Square	bin floor blind bin	0.000	10.00	6.700	19.00	0.00	0.00	19.000	0.000	19.0	53.9	4.50	1,070
M	016		Square	bin floor	0.000	9.300	7.000	49.00	0.00	0.00	49.000	0.000	49.0	52.3	4.50	2,678
M	017 T		Square	bin floor	0.000	3.200	6.900	52.00	0.00	0.00	52.000	0.000	52.0	17.7	2.00	938

Exam Date:08/25/2010

Farmers Elevator Company of Honeyford
2472 30th St NE
Gilby, ND
County:

Page: 12

Status	Section	Bin Number	Bin Type	Base Point	Diameter or Bu/Ft (Irreg).		Side wall	Add for Hopper	Ded. for Obst.	Effective Depth	Add for Peak	Depth for Capac.	Bushels per Foot	Base Pack%	Bushel Capacity with Pack
					Length	Width									

Facility: Niagara

Section: M

M	017 B	Square	bin floor top 52'	0.000	8.700	13.60	15.00	0.00	0.00	15.000	0.000	15.0	95.1	6.00	1,513
M	018	Square	bin floor	0.000	5.800	6.900	51.00	0.00	0.00	51.000	0.000	51.0	32.2	2.50	1,683
M	019	Square	bin floor	0.000	9.100	3.900	50.00	0.00	0.00	50.000	0.000	50.0	28.5	2.50	1,461
M	020 T	Square	bin floor	0.000	3.600	7.400	9.000	0.00	0.00	9.000	0.000	9.0	21.4	2.00	197
M	020 B	Square	bin floor top 9'	0.000	9.100	7.100	41.00	0.00	0.00	41.000	0.000	41.0	51.9	4.50	2,224
M	021	Square	bin floor	0.000	6.300	7.400	9.000	0.00	0.00	9.000	0.000	9.0	37.5	3.00	348
M	022 T	Square	bin floor	0.000	9.100	6.700	57.00	0.00	0.00	57.000	0.000	57.0	49.0	4.20	2,910
M	022 B	Square	bin floor top 57'	0.000	8.600	13.70	11.00	0.00	0.00	11.000	0.000	11.0	94.7	6.00	1,105
M	101 T	Square	bin floor	0.000	11.00	14.50	40.00	0.00	0.00	40.000	0.000	40.0	128.2	6.50	5,461
M	101 B	Square	bin floor top 40'	0.000	11.00	9.500	8.000	0.00	0.00	8.000	0.000	8.0	84.0	5.80	711
M	102	Square	bin floor	0.000	11.00	14.50	47.00	0.00	0.00	47.000	0.000	47.0	128.2	6.50	6,417
M	103 T	Square	bin floor	0.000	11.50	14.50	40.00	0.00	0.00	40.000	0.000	40.0	134.0	6.50	5,708
M	103 B	Square	bin floor top 40'	0.000	11.50	9.500	8.000	0.00	0.00	8.000	0.000	8.0	87.8	5.80	743
M	104	Square	bin floor	0.000	11.50	14.50	47.00	0.00	0.00	47.000	0.000	47.0	134.0	6.50	6,707
M	105	Square	bin floor	0.000	11.00	14.50	47.00	0.00	0.00	47.000	0.000	47.0	128.2	6.50	6,417
M	106 T	Square	bin floor	0.000	11.00	14.50	40.00	0.00	0.00	40.000	0.000	40.0	128.2	6.50	5,461
M	106 B	Square	bin floor top 40'	0.000	11.00	9.500	8.000	0.00	0.00	8.000	0.000	8.0	84.0	5.80	711
M	108 T	Square	bin floor	0.000	11.50	14.50	40.00	0.00	0.00	40.000	0.000	40.0	134.0	6.50	5,708
M	108 B	Square	bin floor top 40/	0.000	11.50	9.500	8.000	0.00	0.00	8.000	0.000	8.0	87.8	5.80	743
M	109	Square	bin floor	0.000	11.50	14.50	47.00	0.00	0.00	47.000	0.000	47.0	134.0	6.50	6,707
M	200	Quonset	u-trough to floor 17' side	0.000	100.0	40.40	10.00	0.00	0.00	10.000	0.000	10.0	3109.5	10.0	34,206

Client ID: 58

NDPSC Bin Capacity Chart

08/25/2010 11:51:02 AM

Exam Date:08/25/2010

Farmers Elevator Company of Honeyford
2472 30th St NE
Gilby, ND
County:

Page: 13

Examiner: 2

Status	Section	Bin Number	Bin Type	Base Point	Diameter or Bu/Ft (Irreg).		Side wall	Add for Hopper	Ded. for Obst.	Effective Depth	Add for Peak	Depth for Capac.	Bushels per Foot	Base Pack%	Bushel Capacity with Pack
					Length	Width									

Facility: Niagara**Section: M**

M	201	Peaked	top of sidewall	16.000	0.000	0.000	15.00	2.50	0.00	17.500	1.000	18.5	161.6	5.80	3,163
M	202	Peaked	top of sidewall	16.000	0.000	0.000	15.00	2.50	0.00	17.500	1.000	18.5	161.6	5.80	3,163

Bin count: 44


Facility: Niagara Section: M Total: 142,437To Even: 143,000**Overall Licensed Bin Capacity for:**

Farmers Elevator Company of Honeyford


Bin count: 208

Licensed Capacity:
(includes pack)2,185,028 Bu.**Licensed Capacity (to even):**
(includes pack and section totals are
rounded up to next highest 1000)2,191,000 Bu.

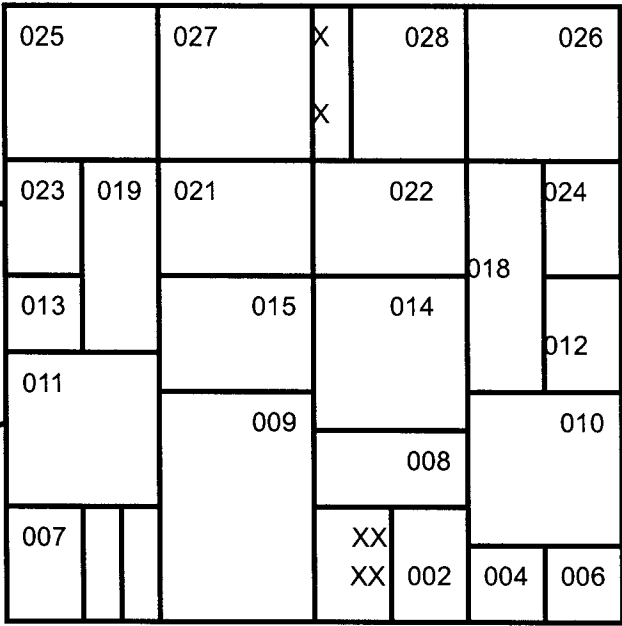
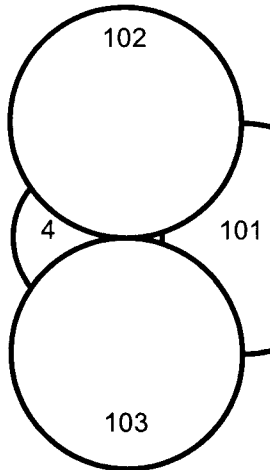
FARMERS ELEVATOR CO. OF HONEYFORD
 McCanna Location
 Section L



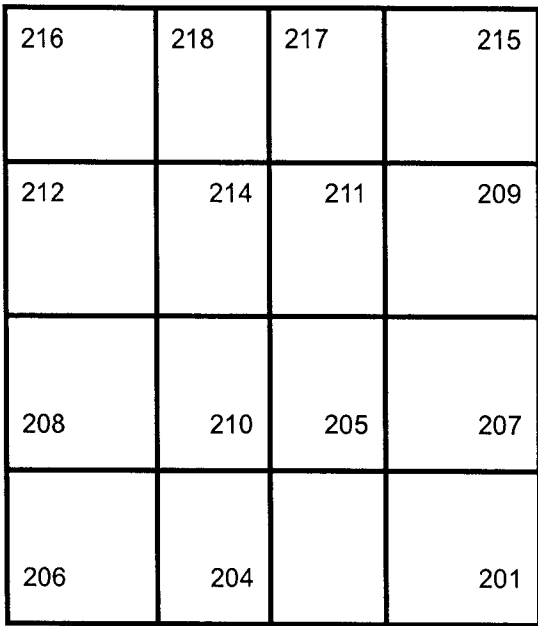
Flat 302
 total length 200' X 38.7' width
 top of sidewall 14.0'
 sidewall brace plate top of to floor 9.5'
 center top of rafter to floor 20.0'
 sidewall beams & rafters top of to floor 20'



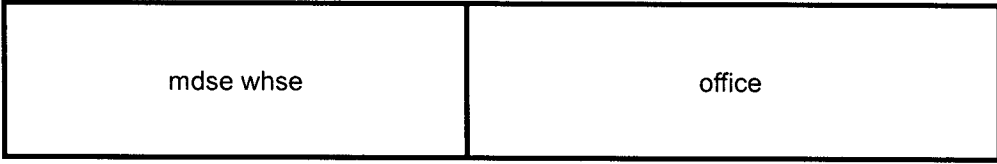
Flat 301
 inside length 100.5' X 50' width
 1st sidewall gert top to floor 1.0'
 2nd gert 2.3' 3rd gert 4.1'
 4th gert 6.0' 5th gert 8.3'
 6th gert 10.7' 7th & sidewall ht. 14.0'
 brace rods 14.0' to floor
 bottom u-trough to floor 18.3'
 sidewall beams & rafters 20' cntr to cntr



5 3

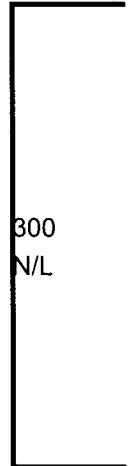


driveway



Flat 303
 inside length 118.8'L x 45.4' base width
 1.0' ht width = 44.9' 3.0' ht = 43.4' 5.0' ht. = 41.7'
 7.0' ht = 39.4' 9.0' ht. = 36.6'
 bttm overhead drag to floor 17.4'
 sidewall seams 1st = 6.0' 2nd = 8.5'
 sidewall u-trough spacing 2.0' on center

GROUND STORAGE INCLUDED 300,000 bu.



300
 N/L



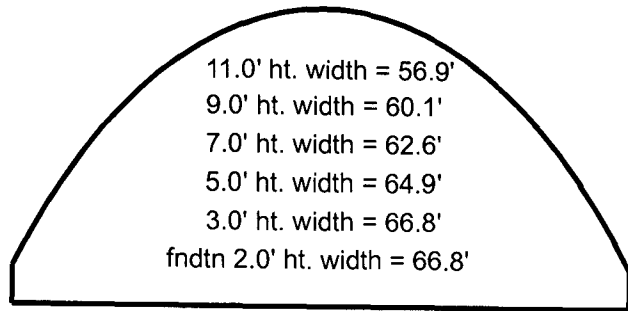
Honeyford Farmers Elevator

B. Trosen quonset

Section Z

#206

Location - Hwy 18 McCanna turn- 1M. N & E. into yard



basic dimensions

foundation - 66.8'W x 71.3'L x 2.0' ht.

metal above foundation 67.6'W x 72.3'L

horizontal side wall braces top of to floor

sidewall sections 3.5' on center


1st brace above floor 8.3'

2nd brace 14.0'

3rd brace 18.8'

4th brace 22.2'

center overhead brace 24.0'



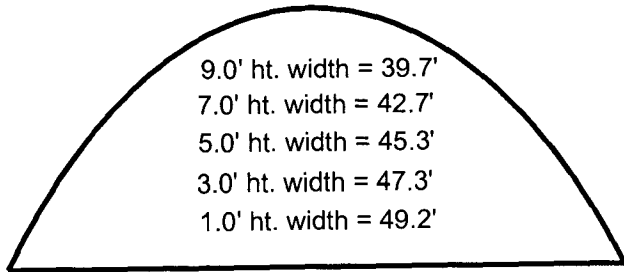
Honeyford Farmers Elevator

J. Trosen farm quonset

twin quonsets

Section Z

#204 & 205



basic dimensions

50.0' W x 193.5'L

bottom center u-trough to floor 17.75'

side wall seams - top of to floor


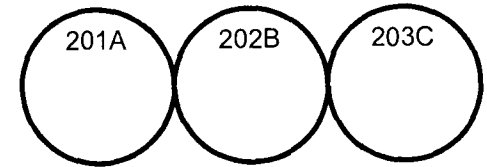
1st seam 1.75' ht.

2nd seam 8.0' ht.

sidewall u-trough spacing 2.0' on center

located: Hwy 18 McCanna turn- 1M.. S. &
1.5M. E. - N. to yard

3 leased bins located north of quonsets



FARMERS ELEVATOR COMPANY OF HONEYFORD

Honeyford Location

Section A

county hwy

DESTROYED
 Section A main house & south annex deleted

Section A

206	208	210	212
205	207	211	214
	202	215	
201	220	xx	219
		xx	217
		ml	

driveway

BUNKER SECTION A G100
 grain wall ht. 3.75'
 total dimenssions 110'W x 225'L
 rectangle dimensions 110'W x 120'L
 cone or oval dimension 100' diameter
 1/2 cone or radius 50'
 center grain ht. 24' to 25' ??

GROUND STORAGE 300,000 bu.

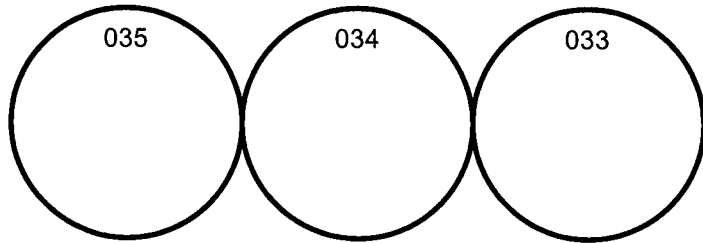
THE FARMERS ELEVATOR COMPANY OF HONEYFORD
Honeyford Location

county road #2

Section C

Section C

← Section A
250'

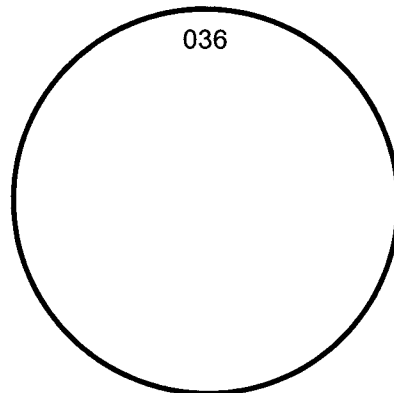


32	28	16S	16N	13	xx xx	11	10	09
30	27	18	17	15	26	02	07	08
31	29	21	22	xx xx		6	05	
			24	25	3	ml	4	

driveway & scale

Mainj Office

new construction
77.6' dia x 51.4' sidewall




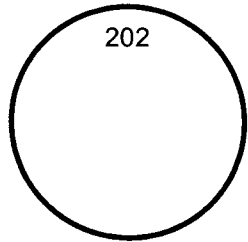
1 block north
Section D bean house

01	02	03	04
05	06	07	08

FARMERS ELEVATOR CO. OF HONEYFORD

Gilby Location

Section J





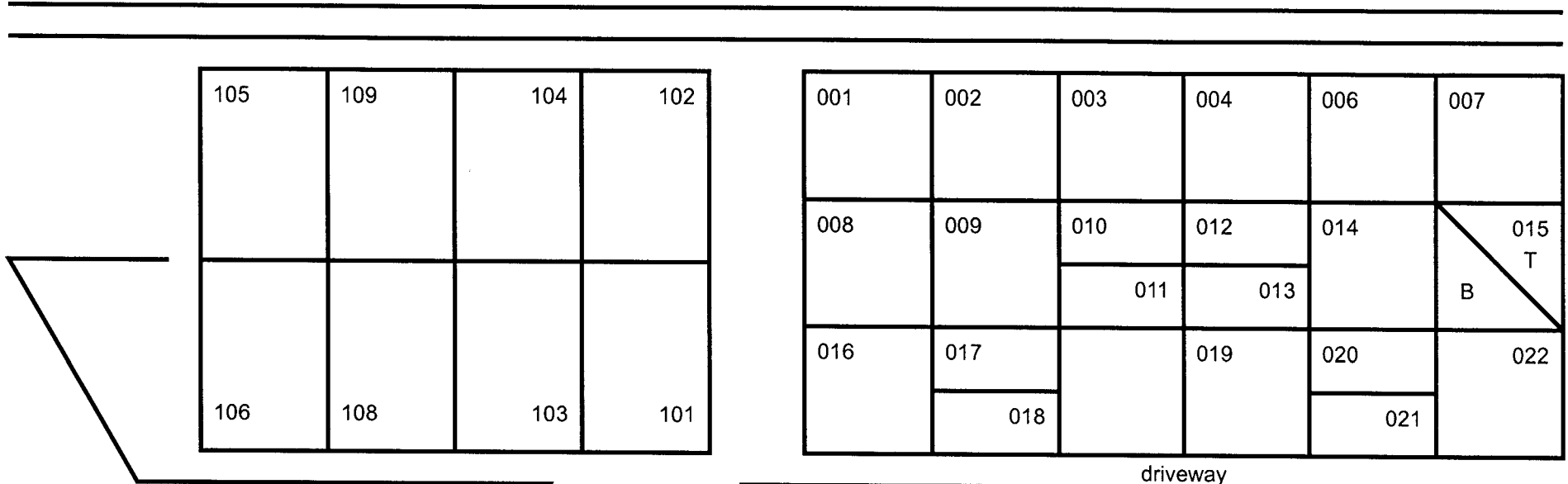
006	009	010	011
005	007	008	012
004	003	013	014
002	XXXX	ML	015

102	104	106	108
101	103	105	107

driveway



FARMERS ELEVATOR CO. OF HONEYFORD
 Niagara Location
 Section M



Quonset 200
 Basic Dimensions
 40.4' width at base X 100.' Length
 1.0' ht. width = 39.9 7.0' = 35.4'
 3.0' ht. width = 38.9' 9.0' = 32.7'
 5.0' ht = 37.6' 11.0' = 28.9'
 bottom center u-trough to floor 17.0'
 bottom drag box to floor 14.3'
 1st sidewall seam top to floor 2.9'
 2nd seam = 8.24' 3rd seam = 10.7'
 sidewall trough space 2.0'

THE HONEYFORD FARMERS ELEVATOR
Dickson Farm straight wall

location 1.5 miles north Gilby elev & 1/2 mile west- north side of road

Basic Dimensions

147.0' L x 54.5' W

bottom center of rafter to floor 25.0'

grain side walls 12.0'

main beamsidewall & rafter spacing 25.0' on center

