

Exam Date:04/07/2011

Bollingberg Seeds Company

Page: 1

Examiner: 2

5353 Highway 15

Cathay , ND

County:

Phone: 701-984-2486

CCC Number:

Location/Container Numbers/Comments	Section	Capacity
<b>PART A - ADDITIONAL SPACE TO BE INCLUDED UNDER LICENSE</b>		
106	A	72,514
217	A	43,318
	<b>Total:</b>	<b>115,832</b>
<b>PART B - SPACE TO BE DELETED UNDER LICENSE</b>		
<NO BINS DELETED>		
	<b>Total:</b>	<b>0</b>
<b>PART C - ALL SPACE TO BE INCLUDED UNDER LICENSE</b>		
	A	450,000
	<b>Total:</b>	<b>450,000</b>
<b>PART D - TOTAL CAPACITY BY FUNCTIONAL UNIT</b>		
Cathay 1081	A	450,000
	<b>Total:</b>	<b>450,000</b>

Exam Date:04/07/2011

Bollingberg Seeds Company  
5353 Highway 15  
Cathay , ND  
County:

Page: 1

Examiner: 2

Status	Section	Bin Number	Bin Type	Base Point	Diameter or Bu/Ft (Irreg).		Side wall	Add for Hopper	Ded. for Obst.	Effective Depth	Add for Peak	Depth for Capac.	Bushels per Foot	Base Pack%	Bushel Capacity with Pack
					Length	Width									

## Facility: Cathay

### Section: A

	A	001	Peaked	top of sidewall	15.000	0.000	0.000	12.00	2.30	0.00	14.300	0.900	15.2	142.1	5.50	2,279
	A	002	Peaked	top of sidewall	15.000	0.000	0.000	12.00	2.30	0.00	14.300	0.900	15.2	142.1	5.50	2,279
	A	003	Peaked	top of sidewall	15.000	0.000	0.000	15.00	2.00	0.00	17.000	0.900	17.9	142.1	5.50	2,684
	A	004	Peaked	top of sidewall	15.000	0.000	0.000	20.00	2.00	0.00	22.000	0.900	22.9	142.1	5.50	3,433
	A	008	Peaked	top of sidewall	21.000	0.000	0.000	22.00	2.30	0.00	24.300	1.300	25.6	278.4	6.80	7,612
Added	A	106	Peaked	top of sidewall	47.800	0.000	0.000	42.80	0.00	0.00	42.800	2.900	45.7	1442.5	10.0	72,514
	A	201	Peaked	top of sidewall	16.000	0.000	0.000	17.00	2.30	0.00	19.300	1.000	20.3	161.6	5.80	3,470
	A	202	Peaked	top of sidewall	16.000	0.000	0.000	17.00	2.30	0.00	19.300	1.000	20.3	161.6	5.80	3,470
	A	203	Peaked	top of sidewall	16.000	0.000	0.000	17.00	2.30	0.00	19.300	1.000	20.3	161.6	5.80	3,470
	A	204	Peaked	top of sidewall	16.000	0.000	0.000	17.00	2.30	0.00	19.300	1.000	20.3	161.6	5.80	3,470
	A	205	Peaked	top of sidewall	16.000	0.000	0.000	17.00	2.30	0.00	19.300	1.000	20.3	161.6	5.80	3,470
	A	211	Peaked	top of sidewall	41.800	0.000	0.000	24.40	0.00	0.00	24.400	2.500	26.9	1103.1	10.0	32,640
	A	212	Peaked	top of sidewall	41.800	0.000	0.000	24.40	0.00	0.00	24.400	2.500	26.9	1103.1	10.0	32,640
	A	213	Peaked	top of sidewall	41.800	0.000	0.000	24.40	0.00	0.00	24.400	2.500	26.9	1103.1	10.0	32,640
	A	214	Peaked	top of sidewall	41.800	0.000	0.000	24.40	0.00	0.00	24.400	2.500	26.9	1103.1	10.0	32,640
	A	215	Peaked	top of sidewall	47.800	0.000	0.000	24.40	0.00	0.00	24.400	2.900	27.3	1442.5	10.0	43,318
	A	216	Peaked	top of sidewall	47.800	0.000	0.000	31.80	0.00	0.00	31.800	2.900	34.7	1442.5	10.0	55,061
Added	A	217	Peaked	top of sidewall	47.800	0.000	0.000	24.40	0.00	0.00	24.400	2.900	27.3	1442.5	10.0	43,318
	A	221	Peaked	top of sidewall	41.800	0.000	0.000	24.40	0.00	0.00	24.400	2.500	26.9	1103.1	10.0	32,640
	A	222	Peaked	top of sidewall	41.800	0.000	0.000	24.40	0.00	0.00	24.400	2.500	26.9	1103.1	10.0	32,640
	A	301	Flat	bulk & bag storage	0.000	70.00	60.00	1.000	0.00	0.00	1.000	0.000	1.0	3376.2	10.0	3,714

## NDPSC Bin Capacity Chart

Exam Date: 04/07/2011

Bollingberg Seeds Company  
 5353 Highway 15  
 Cathay, ND  
 County:

Examiner: 2

Status	Section	Bin Number	Bin Type	Base Point	Diameter or Bu/Ft (Irreg.)		Side wall	Add for Hopper	Ded. for Obst.	Effective Depth	Add for Peak	Depth for Capac.	Bushels per Foot	Base Pack%	Bushel Capacity with Pack
					Length	Width									

**Bin count: 21**

**Facility: Cathay Section: A Total: 449,402**

**To Even: 450,000**

**Overall Licensed Bin Capacity for:**

**Bollingberg Seeds Company**

**Bin count: 21**

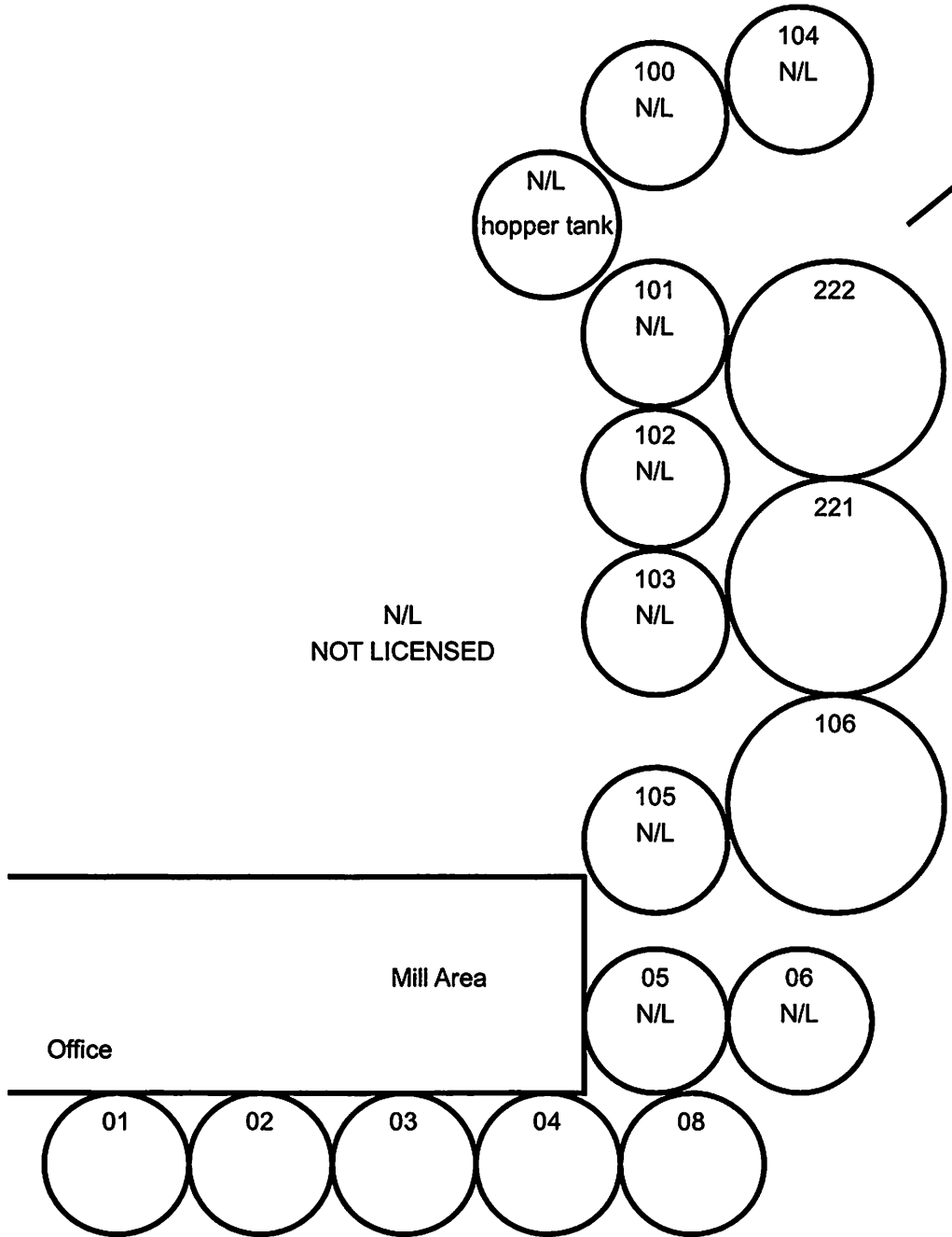
**Licensed Capacity:**  
 (includes pack)

**449,402 Bu.**

**Licensed Capacity (to even):**  
 (includes pack and section totals are rounded up to next highest 1000)

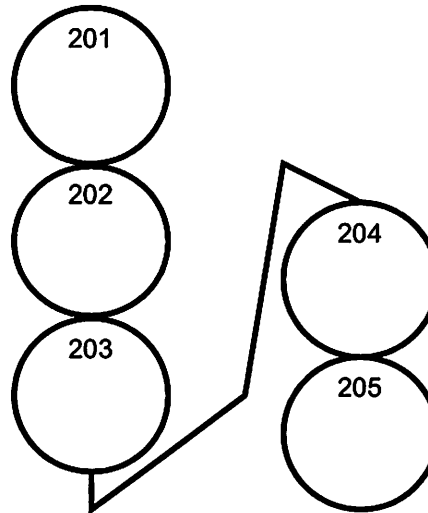
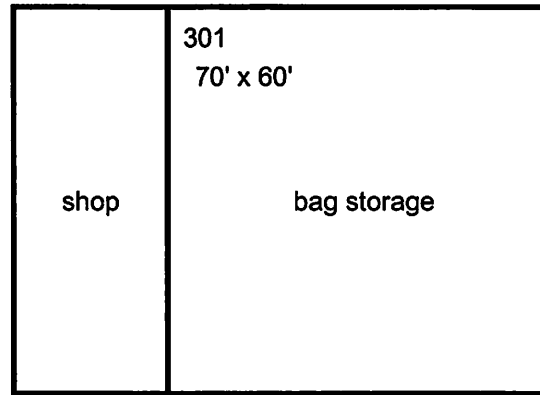
**450,000 Bu.**

BOLLINGBERG SEED & BEAN  
CATHAY N.D.  
SECTION A  
located 12 m. east of Fessenden on Hwy 15



additional row of tanks on page 2

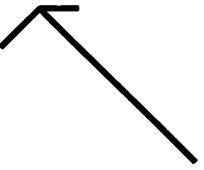
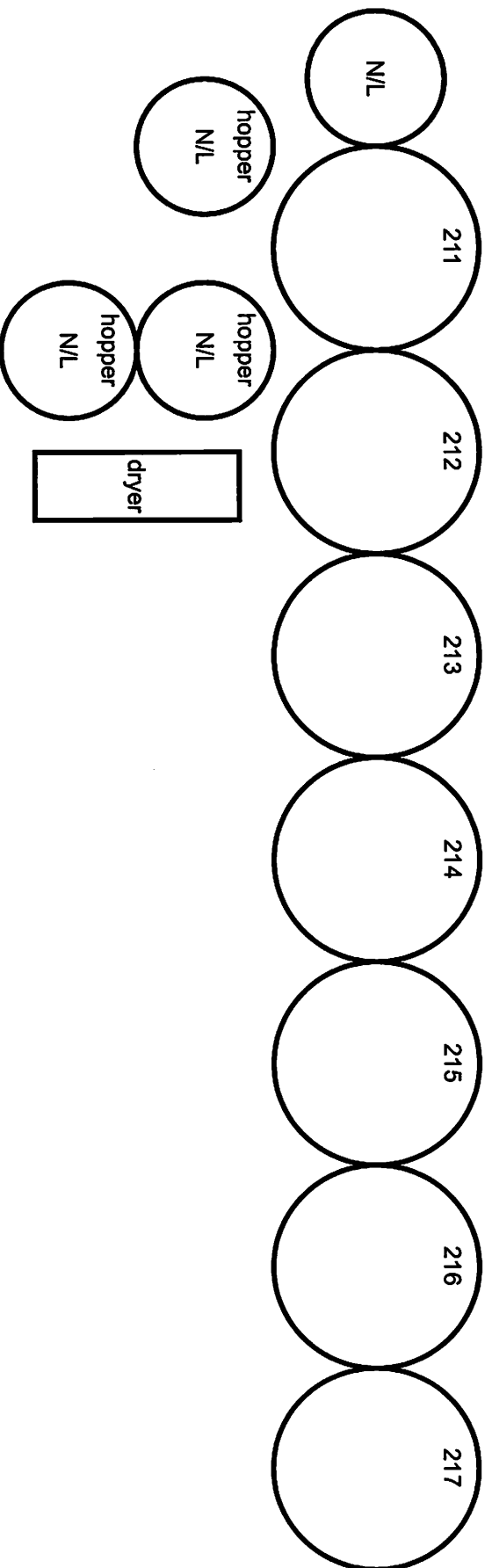
Warehouse license includes tanks 01-02-03-04-08-106  
201-202-203-204-205-221-222-211-212-213-214-215  
216-217 & bag storage 301



**BOLLINGBERG SEED & BEAN**

CATHAY N.D.  
SECTION A

located 12 m. east of Fessenden on Hwy 15



mill complex 1 block southwest

tanks # 211-212-213-214-221-222 41.8' dia x 24.4' sidewall

tanks # 215-217 47.8' dia x 24.4' sidewall

tank 216 47.8' dia x 31.8' sidewall

tank 106 47.8' dia x 42.8' sidewall