

Exam Date:08/26/2010

Pekin Cooperative Elevator Company

Page: 1

Examiner: 2

Box 427

Pekin , ND

County:

Phone: 701-296-4438

CCC Number:

Location/Container Numbers/Comments	Section	Capacity
<b>PART A - ADDITIONAL SPACE TO BE INCLUDED UNDER LICENSE</b>		
403	A	49,556
		<b>Total: 49,556</b>
<b>PART B - SPACE TO BE DELETED UNDER LICENSE</b>		
<NO BINS DELETED>		
		<b>Total: 0</b>
<b>PART C - ALL SPACE TO BE INCLUDED UNDER LICENSE</b>		
	A	277,000
	B	219,000
	C	18,000
		<b>Total: 514,000</b>
<b>PART D - TOTAL CAPACITY BY FUNCTIONAL UNIT</b>		
Pekin 367	A B C	514,000
		<b>Total: 514,000</b>

Exam Date:08/26/2010

Pekin Cooperative Elevator Company  
 Box 427  
 Pekin, ND  
 County:

Page: 1

Status	Section	Bin Number	Bin Type	Base Point	Diameter or Bu/Ft (Irreg).		Side wall	Add for Hopper	Ded. for Obst.	Effective Depth	Add for Peak	Depth for Capac.	Bushels per Foot	Base Pack%	Bushel Capacity with Pack
					Length	Width									

## Facility: Pekin

### Section: A

A	002	Square	work floor		0.000	4.600	3.500	53.00	0.00	0.00	53.000	0.000	53.0	12.9	2.00	698
A	004	Square	work floor		0.000	10.50	9.600	72.00	0.00	0.00	72.000	0.000	72.0	81.0	5.50	6,153
A	005	Square	work floor		0.000	7.000	3.500	18.00	0.00	0.00	18.000	0.000	18.0	19.7	2.00	362
A	006	Square	work floor		0.000	6.400	5.500	53.00	0.00	0.00	53.000	0.000	53.0	28.3	2.50	1,538
A	007 T	Square	work floor		0.000	3.500	2.300	20.00	0.00	0.00	20.000	0.000	20.0	6.5	2.00	133
A	007 B	Square	work floor - top 20'		0.000	9.600	3.500	30.00	0.00	0.00	30.000	0.000	30.0	27.0	2.50	830
A	008	Square	work floor		0.000	11.00	10.50	42.00	0.00	0.00	42.000	0.000	42.0	92.8	5.80	4,124
A	009 T	Irregular	work floor 10.5 x 9.6 obstrct		57.500	0.000	0.000	10.00	0.00	0.00	10.000	0.000	10.0	57.5	4.80	603
A	009 B	Square	work floor - top 10'		0.000	10.50	9.600	62.00	0.00	0.00	62.000	0.000	62.0	81.0	5.50	5,298
A	010	Square	work floor		0.000	6.100	5.500	53.00	0.00	0.00	53.000	0.000	53.0	27.0	2.50	1,467
A	012	Square	work floor		0.000	6.400	6.200	53.00	0.00	0.00	53.000	0.000	53.0	31.9	2.50	1,733
A	013	Square	work floor		0.000	11.00	10.50	72.00	0.00	0.00	72.000	0.000	72.0	92.8	5.80	7,070
A	014	Square	work floor		0.000	10.50	9.500	72.00	0.00	0.00	72.000	0.000	72.0	80.2	5.50	6,092
A	016	Square	work floor		0.000	9.500	6.400	53.00	0.00	0.00	53.000	0.000	53.0	48.9	4.20	2,701
A	017	Square	work floor		0.000	6.200	6.100	53.00	0.00	0.00	53.000	0.000	53.0	30.4	2.50	1,651
A	018 T	Irregular	work floor 9.5 x 6.1 obstct		24.600	0.000	0.000	10.00	0.00	0.00	10.000	0.000	10.0	24.6	2.50	252
A	018 B	Square	work floor - top 10'		0.000	9.500	6.100	43.00	0.00	0.00	43.000	0.000	43.0	46.6	4.00	2,084
A	019	Square	work floor		0.000	10.50	9.500	72.00	0.00	0.00	72.000	0.000	72.0	80.2	5.50	6,092
A	101	Square	work floor		0.000	11.70	10.00	47.00	0.00	0.00	47.000	0.000	47.0	94.1	6.00	4,688
A	102	Square	work floor		0.000	11.70	10.00	47.00	0.00	0.00	47.000	0.000	47.0	94.1	6.00	4,688
A	103	Square	work floor		0.000	11.70	10.00	47.00	0.00	0.00	47.000	0.000	47.0	94.1	6.00	4,688

Exam Date:08/26/2010

Pekin Cooperative Elevator Company  
 Box 427  
 Pekin, ND  
 County:

Examiner: 2

Page: 2

Status	Section	Bin Number	Bin Type	Base Point	Diameter or Bu/Ft (Irreg.) Length	Width	Side wall	Add for Hopper	Ded. for Obst.	Effective Depth	Add for Peak	Depth for Capac.	Bushels per Foot	Base Pack%	Bushel Capacity with Pack
--------	---------	------------	----------	------------	---	-------	--------------	----------------------	----------------------	--------------------	--------------------	------------------------	------------------------	---------------	------------------------------

## Facility: Pekin

### Section: A

A	104	Square	work floor		0.000	12.10	10.00	47.00	0.00	0.00	47.000	0.000	47.0	97.3	6.00	4,847
A	105	Square	work floor		0.000	11.70	10.00	47.00	0.00	0.00	47.000	0.000	47.0	94.1	6.00	4,688
A	106	Square	work floor		0.000	11.70	10.00	47.00	0.00	0.00	47.000	0.000	47.0	94.1	6.00	4,688
A	107	Square	work floor		0.000	11.70	10.00	47.00	0.00	0.00	47.000	0.000	47.0	94.1	6.00	4,688
A	108	Square	work floor		0.000	12.10	10.00	47.00	0.00	0.00	47.000	0.000	47.0	97.3	6.00	4,847
A	109	Square	work floor		0.000	12.10	10.00	47.00	0.00	0.00	47.000	0.000	47.0	97.3	6.00	4,847
A	201	Square	work floor		0.000	11.20	5.000	37.00	0.00	0.00	37.000	0.000	37.0	45.0	3.50	1,723
A	202	Square	work floor		0.000	10.20	7.400	48.00	0.00	0.00	48.000	0.000	48.0	60.7	4.80	3,054
A	204	Square	work floor		0.000	10.20	7.700	48.00	0.00	0.00	48.000	0.000	48.0	63.1	5.00	3,180
A	205	Square	work floor		0.000	10.20	7.400	48.00	0.00	0.00	48.000	0.000	48.0	60.7	4.80	3,054
A	206	Square	work floor		0.000	11.20	4.400	34.00	0.00	0.00	34.000	0.000	34.0	39.6	3.00	1,386
A	207	Square	work floor		0.000	5.500	2.600	36.00	0.00	0.00	36.000	0.000	36.0	11.5	2.00	422
A	209	Square	work floor		0.000	10.20	7.700	48.00	0.00	0.00	48.000	0.000	48.0	63.1	5.00	3,180
A	210 T	Square	work floor		0.000	5.400	5.100	10.00	0.00	0.00	10.000	0.000	10.0	22.1	2.00	225
A	210 B	Square	work floor		0.000	7.600	5.400	23.00	0.00	0.00	23.000	0.000	23.0	33.0	2.50	778
A	211	Square	work floor		0.000	7.600	5.400	33.00	0.00	0.00	33.000	0.000	33.0	33.0	2.50	1,116
A	212	Square	work floor		0.000	10.20	7.600	48.00	0.00	0.00	48.000	0.000	48.0	62.3	5.00	3,140
A	213	Square	work floor		0.000	10.20	7.600	48.00	0.00	0.00	48.000	0.000	48.0	62.3	5.00	3,140
A	214	Square	work floor		0.000	10.20	7.400	48.00	0.00	0.00	48.000	0.000	48.0	60.7	4.80	3,054
A	215	Square	work floor		0.000	10.20	7.400	48.00	0.00	0.00	48.000	0.000	48.0	60.7	4.80	3,054
A	217	Square	work floor		0.000	7.400	5.400	33.00	0.00	0.00	33.000	0.000	33.0	32.1	2.50	1,085

Exam Date:08/26/2010

Pekin Cooperative Elevator Company  
 Box 427  
 Pekin, ND  
 County:

Page: 3

Examiner: 2

Status	Section	Bin Number	Bin Type	Base Point	Diameter or Bu/Ft (Irreg.)	Length	Width	Side wall	Add for Hopper	Ded. for Obst.	Effective Depth	Add for Peak	Depth for Capac.	Bushels per Foot	Base Pack%	Bushel Capacity with Pack
--------	---------	------------	----------	------------	-------------------------------	--------	-------	--------------	----------------------	----------------------	--------------------	--------------------	------------------------	------------------------	---------------	------------------------------

## Facility: Pekin

### Section: A

	A	218 T	Square	work floor	0.000	5.900	5.400	10.00	0.00	0.00	10.000	0.000	10.0	25.6	2.50	262
	A	218 B	Square	work floor - top 10'	0.000	7.400	5.400	22.00	0.00	0.00	22.000	0.000	22.0	32.1	2.50	724
	A	301	Square	work floor	0.000	7.200	5.100	14.50	0.00	0.00	14.500	0.000	14.5	29.5	2.50	439
	A	302	Square	work floor	0.000	7.200	5.100	14.50	0.00	0.00	14.500	0.000	14.5	29.5	2.50	439
	A	303	Square	work floor	0.000	5.100	4.800	14.50	0.00	0.00	14.500	0.000	14.5	19.7	2.00	292
	A	304	Square	work floor	0.000	5.100	4.800	14.50	0.00	0.00	14.500	0.000	14.5	19.7	2.00	292
	A	305	Square	work floor	0.000	5.100	4.800	14.50	0.00	0.00	14.500	0.000	14.5	19.7	2.00	292
	A	306	Square	work floor	0.000	4.800	2.400	14.50	0.00	0.00	14.500	0.000	14.5	9.3	2.00	138
	A	307	Square	work floor	0.000	5.100	4.800	14.50	0.00	0.00	14.500	0.000	14.5	19.7	2.00	292
	A	308	Square	work floor	0.000	5.100	4.800	14.50	0.00	0.00	14.500	0.000	14.5	19.7	2.00	292
	A	309	Square	work floor	0.000	7.200	5.100	14.50	0.00	0.00	14.500	0.000	14.5	29.5	2.50	439
	A	310	Square	work floor	0.000	7.200	5.100	14.50	0.00	0.00	14.500	0.000	14.5	29.5	2.50	439
	A	401	Peaked	top of sidewall	47.800	0.000	0.000	28.25	0.00	0.00	28.250	2.900	31.2	1442.5	10.0	49,507
	A	402	Peaked	top of sidewall	47.800	0.000	0.000	28.25	0.00	0.00	28.250	2.900	31.2	1442.5	10.0	49,507
Added	A	403	Peaked	top of sidewall	47.900	0.000	0.000	28.20	0.00	0.00	28.200	2.900	31.1	1448.6	10.0	49,556

Bin count: 57

Facility: Pekin Section: A Total: 276,051

To Even: 277,000

## NDPSC Bin Capacity Chart

Exam Date:08/26/2010

Pekin Cooperative Elevator Company  
 Box 427  
 Pekin, ND  
 County:

Page: 4

Examiner: 2

Status	Section	Bin Number	Bin Type	Base Point	Diameter or Bu/Ft (Irreg).		Side wall	Add for Hopper	Ded. for Obst.	Effective Depth	Add for Peak	Depth for Capac.	Bushels per Foot	Base Pack%	Bushel Capacity with Pack
					Length	Width									

**Facility: Pekin****Section: B**

B	001	Peaked	top of sidewall		36.000	0.000	0.000	22.10	0.00	0.00	22.100	2.200	24.3	818.2	10.0	21,870
B	002	Peaked	top of sidewall		36.000	0.000	0.000	22.10	0.00	0.00	22.100	2.200	24.3	818.2	10.0	21,870
B	003	Peaked	top of sidewall		36.000	0.000	0.000	22.10	0.00	0.00	22.100	2.200	24.3	818.2	10.0	21,870
B	004	Peaked	top of sidewall		36.000	0.000	0.000	22.10	0.00	0.00	22.100	2.200	24.3	818.2	10.0	21,870
B	005	Peaked	top of sidewall		36.000	0.000	0.000	22.10	0.00	0.00	22.100	2.200	24.3	818.2	10.0	21,870
B	006	Peaked	top of sidewall		36.000	0.000	0.000	22.10	0.00	0.00	22.100	2.200	24.3	818.2	10.0	21,870
B	007	Peaked	top of sidewall		36.000	0.000	0.000	22.10	0.00	0.00	22.100	2.200	24.3	818.2	10.0	21,870
B	008	Peaked	top of sidewall		36.000	0.000	0.000	22.10	0.00	0.00	22.100	2.200	24.3	818.2	10.0	21,870
B	011	Peaked	top of sidewall		36.000	0.000	0.000	22.10	0.00	0.00	22.100	2.200	24.3	818.2	10.0	21,870
B	012	Peaked	top of sidewall		36.000	0.000	0.000	22.10	0.00	0.00	22.100	2.200	24.3	818.2	10.0	21,870

Bin count: 10

Facility: Pekin Section: B Total: **218,700**To Even: **219,000****Section: C**

C	001	Peaked	top of sidewall		14.600	0.000	0.000	17.00	2.30	0.00	19.300	0.900	20.2	134.6	5.50	2,869
C	002	Peaked	top of sidewall		14.600	0.000	0.000	17.00	2.30	0.00	19.300	0.900	20.2	134.6	5.50	2,869
C	003	Peaked	top of sidewall		14.600	0.000	0.000	17.00	2.30	0.00	19.300	0.900	20.2	134.6	5.50	2,869
C	004	Peaked	top of sidewall		14.600	0.000	0.000	17.00	2.30	0.00	19.300	0.900	20.2	134.6	5.50	2,869
C	005	Peaked	top of sidewall		14.600	0.000	0.000	17.00	2.30	0.00	19.300	0.900	20.2	134.6	5.50	2,869
C	006	Peaked	top of sidewall		14.600	0.000	0.000	17.00	2.30	0.00	19.300	0.900	20.2	134.6	5.50	2,869

Client ID: 3391

### NDPSC Bin Capacity Chart

08/26/2010 11:20:07 AM

Exam Date:08/26/2010

Examiner: 2

Pekin Cooperative Elevator Company  
Box 427  
Pekin , ND  
County:

Page: 5

Status	Section	Bin Number	Bin Type	Base Point	Diameter or Bu/Ft (Irreg.)	Length	Width	Side wall	Add for Hopper	Ded. for Obst.	Effective Depth	Add for Peak	Depth for Capac.	Bushels per Foot	Base Pack%	Bushel Capacity with Pack	
<b>Bin count:</b>		<b>6</b>														<b>Facility: Pekin Section: C Total:</b>	<b>17,214</b>
															<b>To Even:</b>	<b>18,000</b>	

**Overall Licensed Bin Capacity for:**

**Pekin Cooperative Elevator Company**

**Bin count: 73**

**Licensed Capacity:**  
(includes pack)

**511,965 Bu.**

**Licensed Capacity (to even):**  
(includes pack and section totals are  
rounded up to next highest 1000)

**514,000 Bu.**

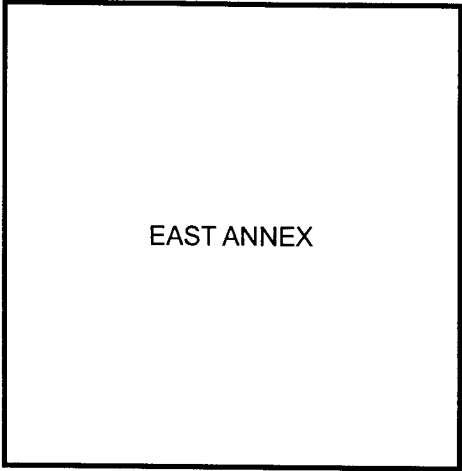
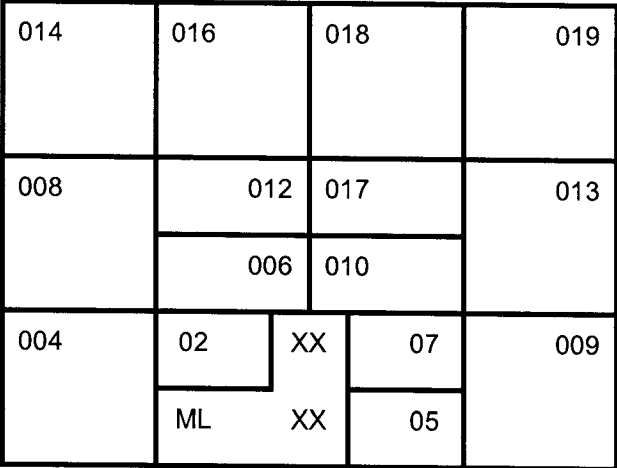
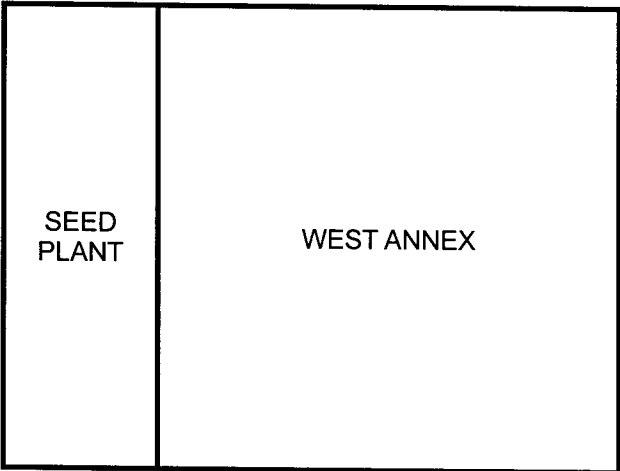
PEKIN CO-OP ELEVATOR COMPANY  
 PEKIN N.D.

BNSF RAIL

SECTION A

SECTION A

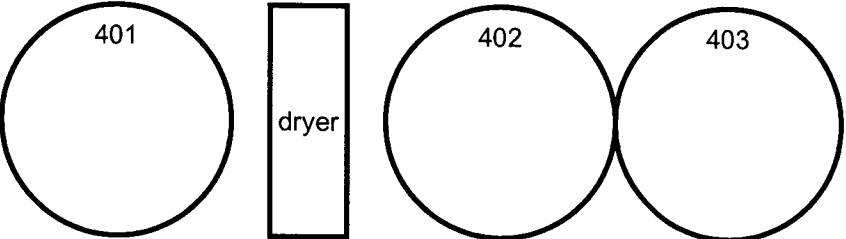
SECTION A



driveway & scale



SECTION A

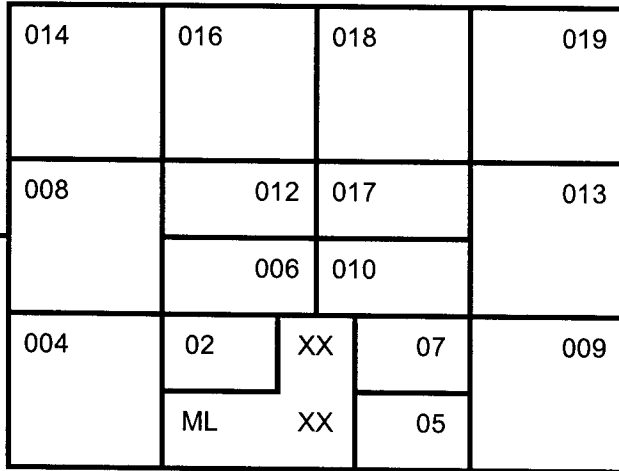


401 & 402 47.8' dia x 28.25' sidewall    403 47.9' dia x 28.2' sidewall


PEKIN CO-OP ELEVATOR COMPANY  
PEKIN N.D.

BNSF RAIL

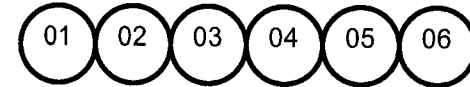
SECTION A



SECTION A



SECTION C



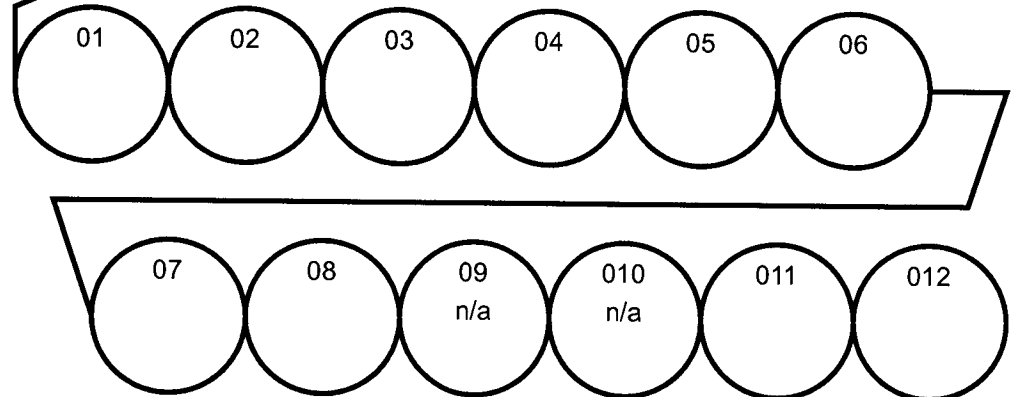
driveway & scale

Scale room & Office

Feed Mill

1.5 blocks east

SECTION B



SECTION A

