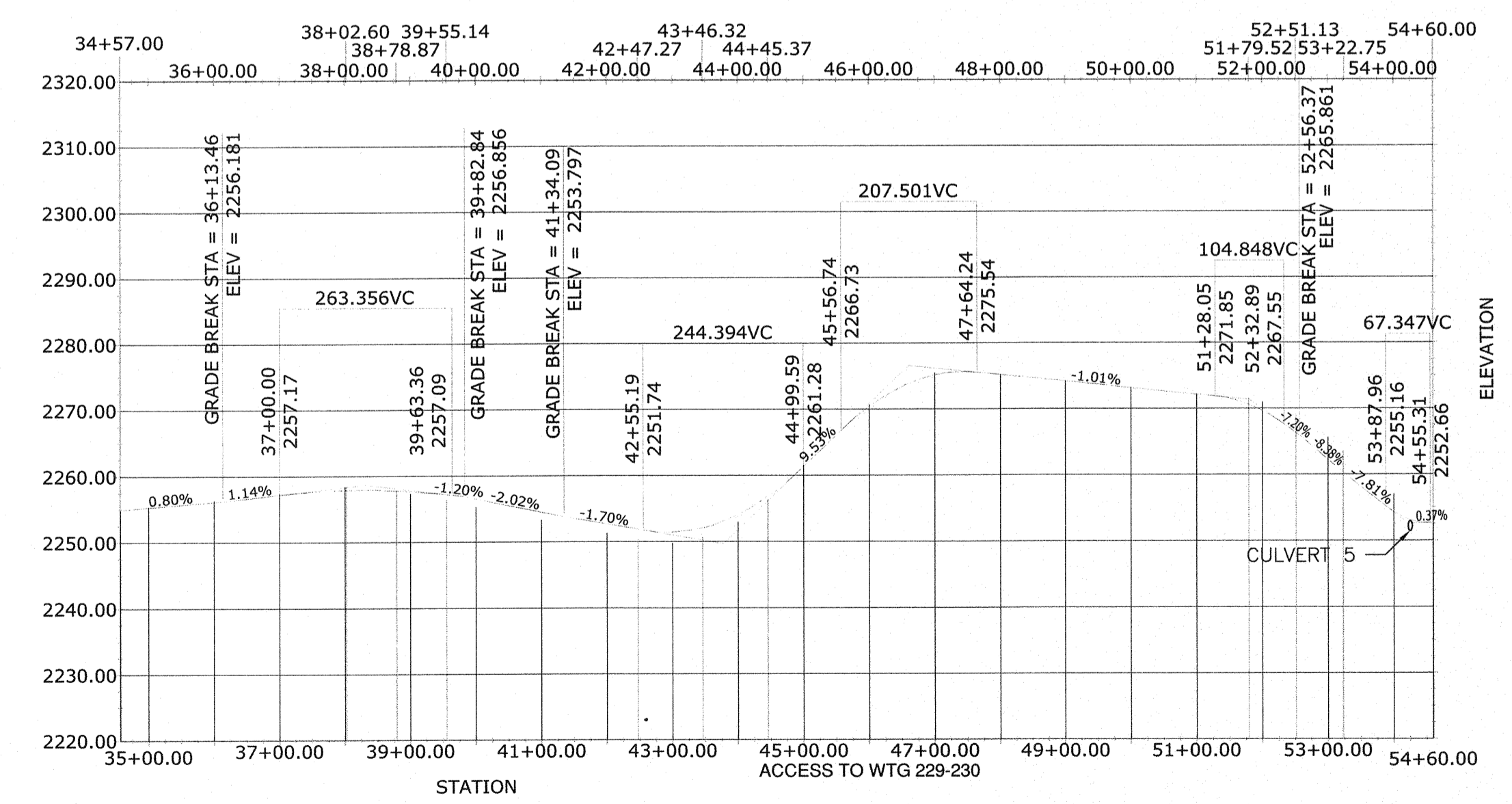
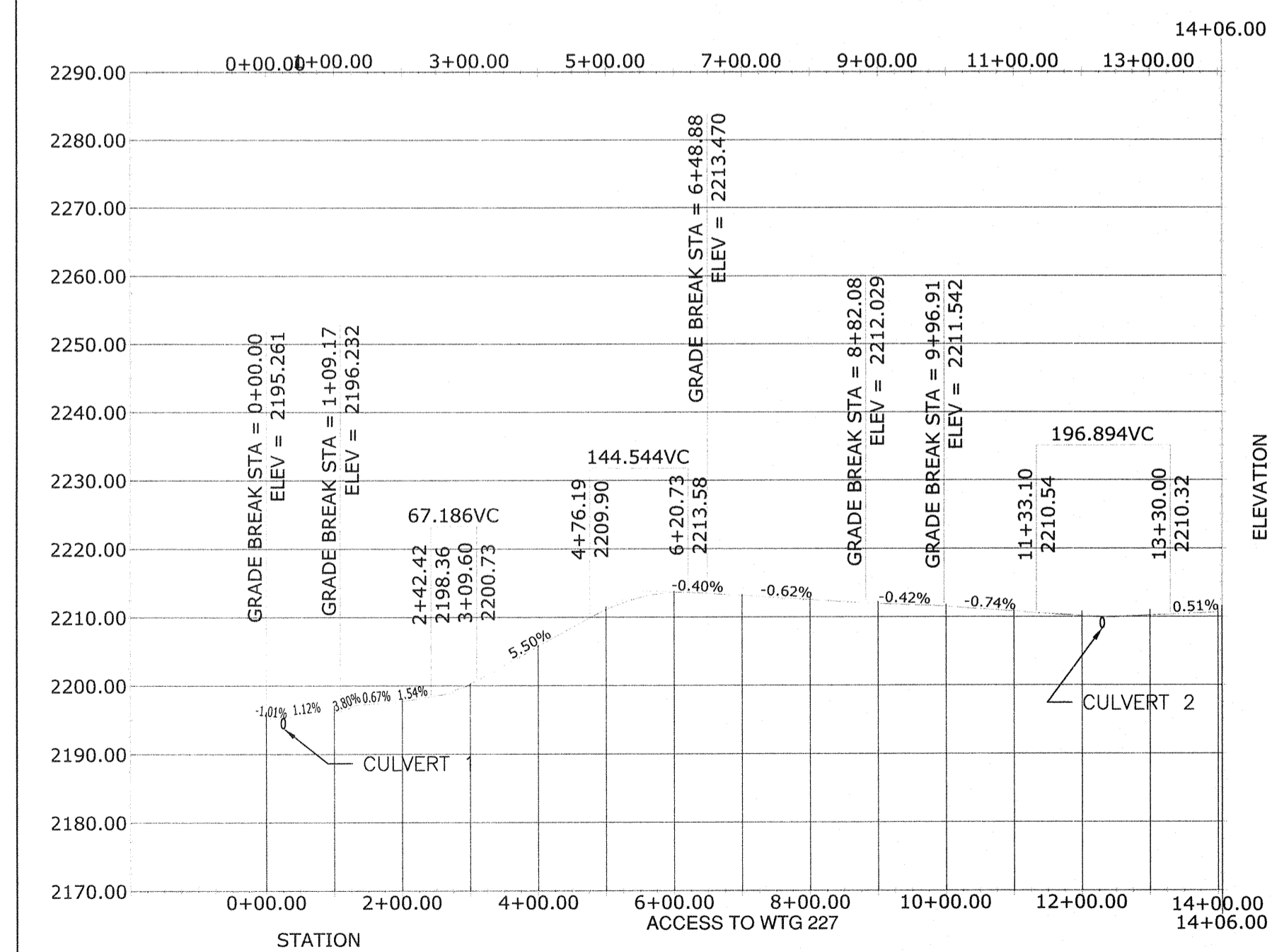


1 PLAN: ALIGNMENT A1




2 PROFILE: ALIGNMENT A1

*NOTE: THIS DRAWING SUPERCEDES IN PART MD+32856 SH.1 REV. 0

EXTERNAL REFERENCE:
34331007-BASE-C3D-DESIGN-ROADS-AS-BUILT.DWG

NO.	BY	CHK	APP.	DATE	REVISION DESCRIPTION
A	DMD	CAD	JXB	05/27/11	60 PERCENT SUBMITTAL
B	CAD	CAD	JXB	07/01/11	90 PERCENT SUBMITTAL
0	DMD	CAD	JXB	08/12/11	ISSUED FOR CONSTRUCTION
1	NJG			2/27/13	CONSTRUCTION REVISIONS



CLIENT	05/27/10/01/11					
BID						
CONSTRUCTION			08/12/11			
PERMITTING						
RECORD						
RELEASED TO/FOR	A	B	C	0	1	2
DATE RELEASED						

Project Office:
BARR ENGINEERING CO.
4700 WEST 77TH STREET
MINNEAPOLIS, MN.
55435-4803
Ph: 1-800-632-2277
Fax: (952) 832-2601
www.barr.com

Corporate Headquarters:
Minneapolis, Minnesota
Ph: 1-800-632-2277

Scale: AS SHOWN
Date: 05/20/11
Drawn: DMD
Checked: JXB
Designed: CAD
Approved: JXB

MINNESOTA POWER
A WIND ENERGY INITIATIVE OF MINNESOTA POWER IN NORTH DAKOTA

BISON

BISON 2 WIND PROJECT
MORTON & OLIVER COUNTIES, NORTH DAKOTA

ALIGNMENT A1 - STA. 0+00 TO 56+00

BARR PROJECT No. 34/33-1007	CLIENT PROJECT No.
DWG. No. C-07	REV. No. 1