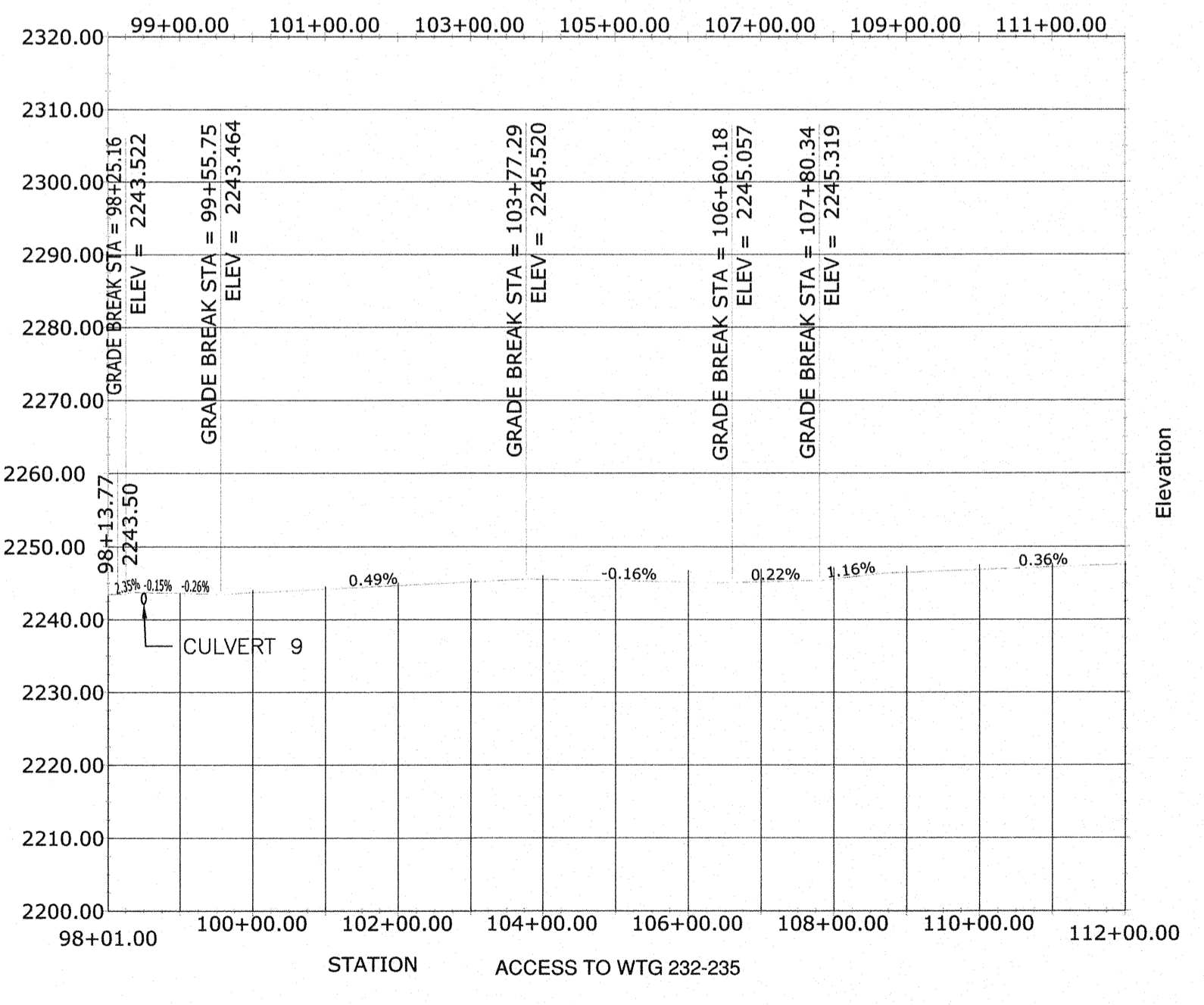
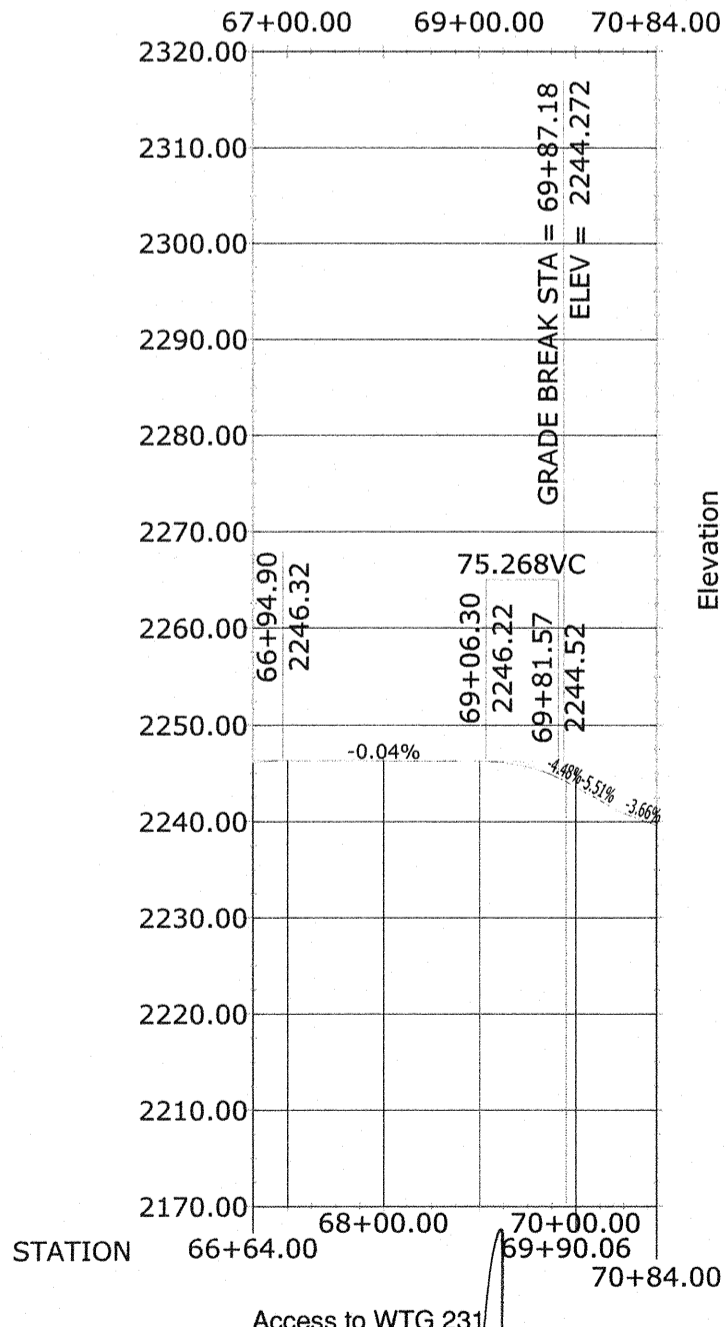


1 PLAN: ALIGNMENT A1




2 PROFILE: ALIGNMENT A1

\*NOTE: THIS DRAWING SUPERCEDES IN PART MD+32856 SH.1 REV. 0

EXTERNAL REFERENCE: 34331007-BASE-C3D-DESIGN-ROADS-AS-BUILT.DWG


NO.	BY	CHK	APP.	DATE	REVISION DESCRIPTION
A	DMD	CAD	JXB	05/27/11	60 PERCENT SUBMITTAL
B	CAD	CAD	JXB	07/01/11	90 PERCENT SUBMITTAL
C	DMD	CAD	JXB	08/12/11	ISSUED FOR CONSTRUCTION
1	NJG			7/27/13	CONSTRUCTION REVISIONS



CLIENT	DATE
05/27/11	08/12/11

**BARR**  
 Project Office:  
 BARR ENGINEERING CO.  
 4700 WEST 77TH STREET  
 MINNEAPOLIS, MN.  
 55435-4803  
 Ph: 1-800-632-2277  
 Fax: (952) 832-2601  
 www.barr.com

Scale	AS SHOWN
Date	05/20/11
Drawn	DMD
Checked	JXB
Designed	CAD
Approved	JXB



**BISON 2 WIND PROJECT**  
 MORTON & OLIVER COUNTIES, NORTH DAKOTA  
 PLAN AND PROFILE  
 ALIGNMENT A1 - STA. 56+00 TO 112+00

BARR PROJECT No.	REV. No.
34/33-1007	1
CLIENT PROJECT No.	DWG. No.
	C-08