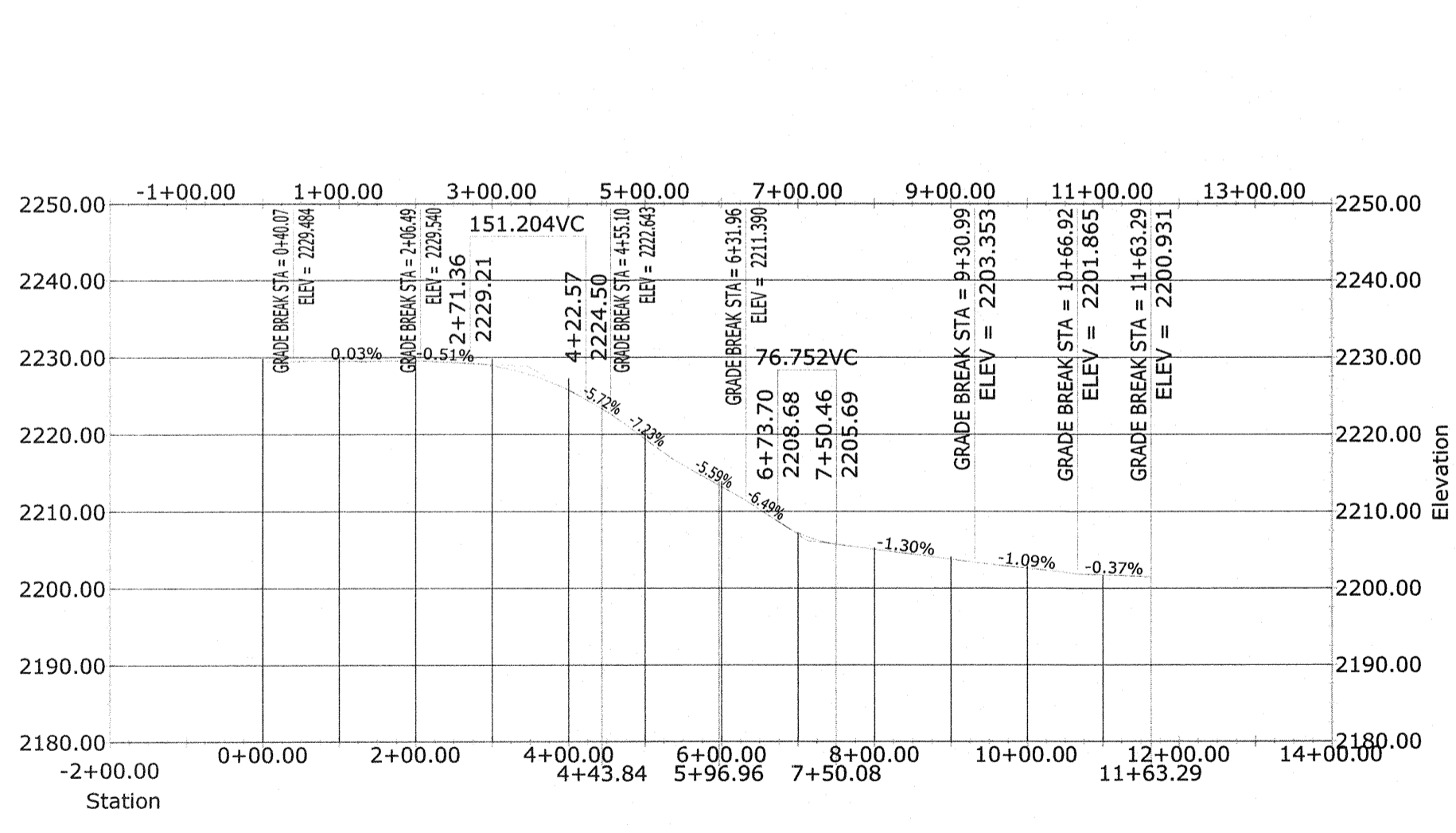
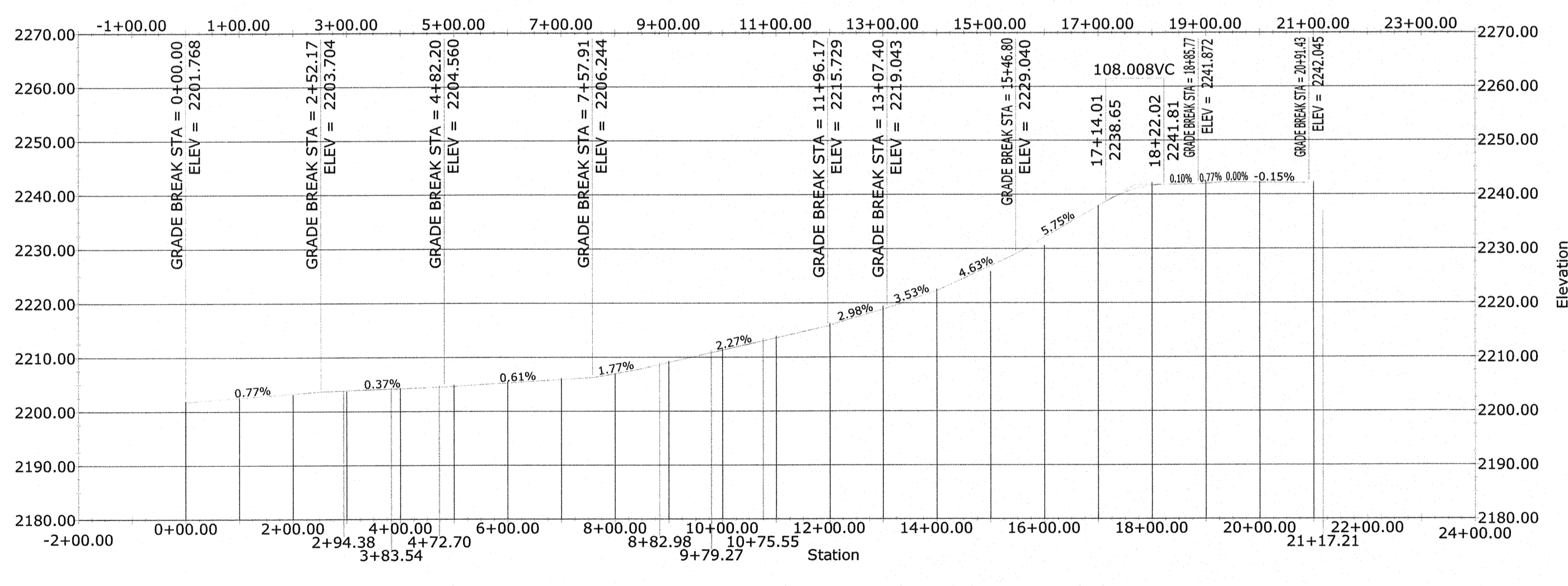
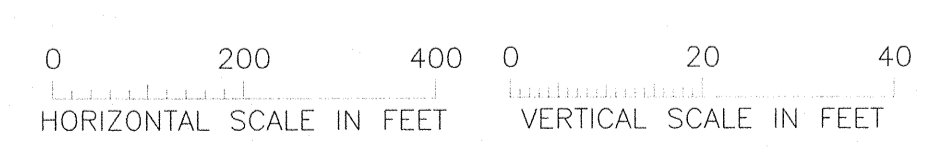


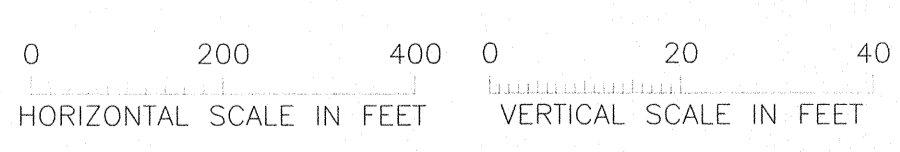
1 PLAN: ALIGNMENTS D AND E



2 PROFILE: ALIGNMENT D

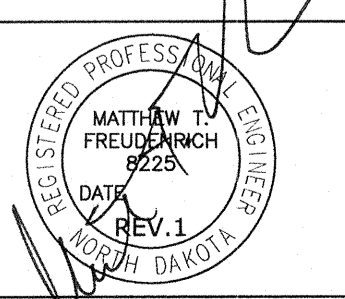


3 PROFILE: ALIGNMENT E



EXTERNAL REFERENCE:
34-331007-BASE-C3D-DESIGN-ROADS-AS-BUILT.DWG


NO.	BY	CHK	APP.	DATE	REVISION DESCRIPTION
A	DMD	CAD	JXB	05/27/11	60 PERCENT SUBMITTAL
B	CAD	CAD	JXB	07/01/11	90 PERCENT SUBMITTAL
0	DMD	CAD	JXB	08/12/11	ISSUED FOR CONSTRUCTION
1	NGJ			2/27/13	CONSTRUCTION REVISIONS



CLIENT	05/27/11	07/01/11				
BID						
CONSTRUCTION			08/12/11			
PERMITTING						
RECORD						
RELEASED TO/FOR	A	B	C	0	1	2
						3

BARR
Project Office:
BARR ENGINEERING CO.
4700 WEST 77TH STREET
MINNEAPOLIS, MN.
55435-4803
Corporate Headquarters:
Minneapolis, Minnesota
Ph: 1-800-632-2277

Scale	AS SHOWN
Date	05/20/11
Drawn	DMD
Checked	JXB
Designed	CAD
Approved	JXB



BISON 2 WIND PROJECT
MORTON & OLIVER COUNTIES, NORTH DAKOTA
PLAN AND PROFILE - ALIGNMENTS D
STA. 0+00 TO 11+63 - E 0+00 TO 21+17

BARR PROJECT No.	34/33-1007
CLIENT PROJECT No.	
DWG. No.	C-16
REV. No.	1