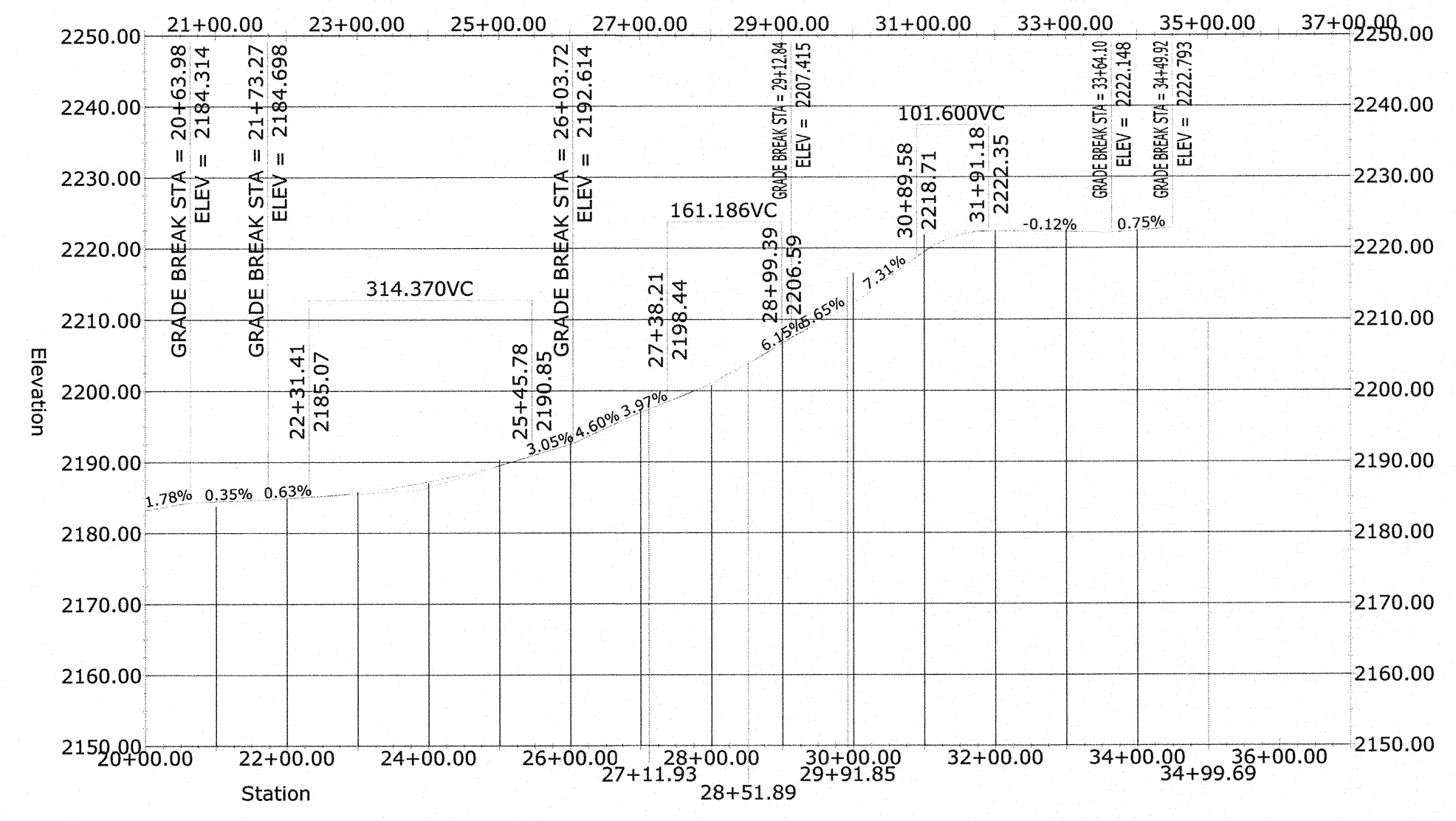



1 PLAN: ALIGNMENT J2  
SCALE IN FEET



2 PROFILE: ALIGNMENT J2

EXTERNAL REFERENCE:  
34331007-BASE-C3D-DESIGN-  
ROADS-AS-BUILT.DWG


NO.	BY	CHK	APP.	DATE	REVISION DESCRIPTION
A	DMD	CAD	JXB	05/27/11	60 PERCENT SUBMITTAL
B	CAD	CAD	JXB	07/01/11	90 PERCENT SUBMITTAL
0	DMD	CAD	JXB	08/12/11	ISSUED FOR CONSTRUCTION
1	NJG			2/27/13	CONSTRUCTION REVISIONS



CLIENT	05/27/10/01/11					
BID						
CONSTRUCTION			08/12/11			
PERMITTING						
RECORD						
RELEASED TO/FOR	A	B	C	0	1	2
DATE RELEASED						

**BARR**  
Project Office:  
BARR ENGINEERING CO.  
4700 WEST 77TH STREET  
MINNEAPOLIS, MN.  
55435-4803  
Corporate Headquarters:  
Minneapolis, Minnesota  
Ph: 1-800-632-2277

Scale	AS SHOWN
Date	05/20/11
Drawn	DMD
Checked	JXB
Designed	CAD
Approved	JXB



**BISON 2 WIND PROJECT**  
MORTON & OLIVER COUNTIES, NORTH DAKOTA  
PLAN AND PROFILE  
ALIGNMENT J2 STA. 0+00 TO 35+00

BARR PROJECT No.	34/33-1007
CLIENT PROJECT No.	
DWG. No.	C-25
REV. No.	1