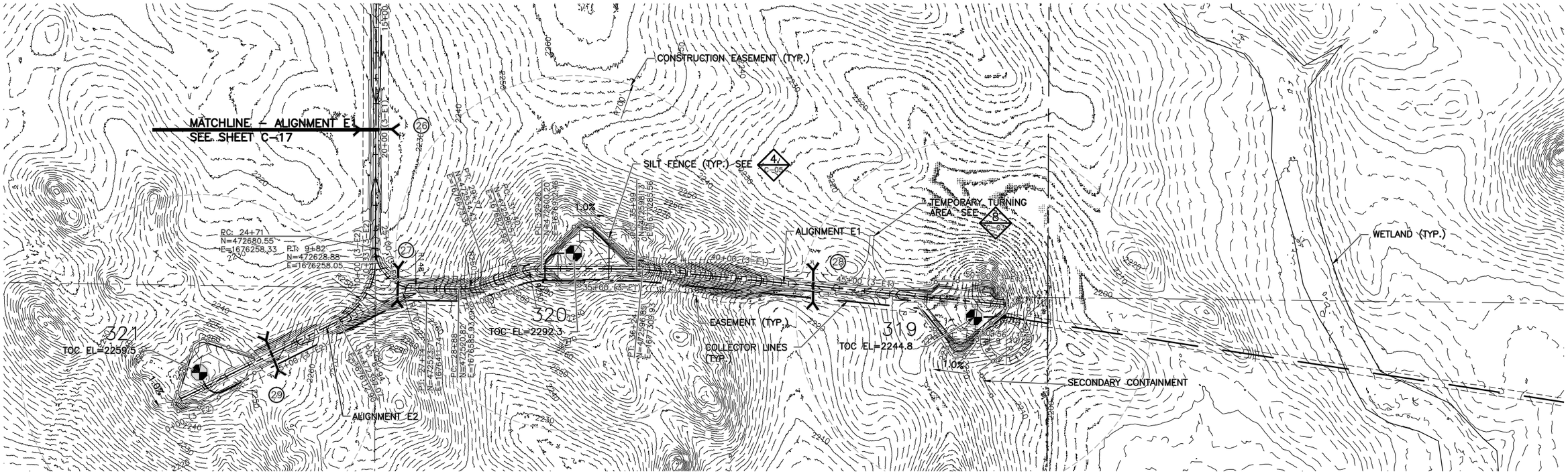

1 PLAN: ALIGNMENT E1 AND E2

0 200 400
SCALE IN FEET

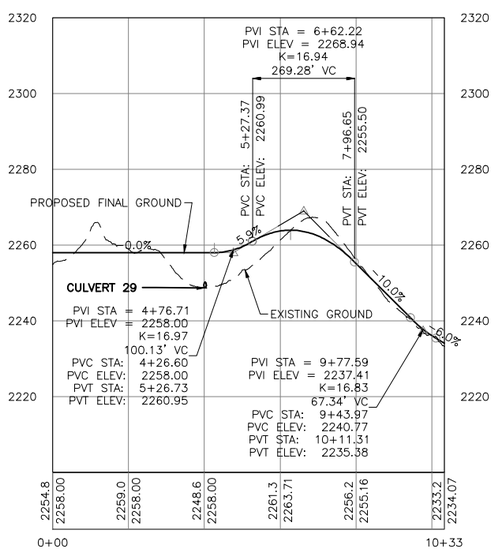

3 PROFILE: ALIGNMENT E2

0 200 400 SCALE IN FEET HORIZONTAL
0 20 40 SCALE IN FEET VERTICAL

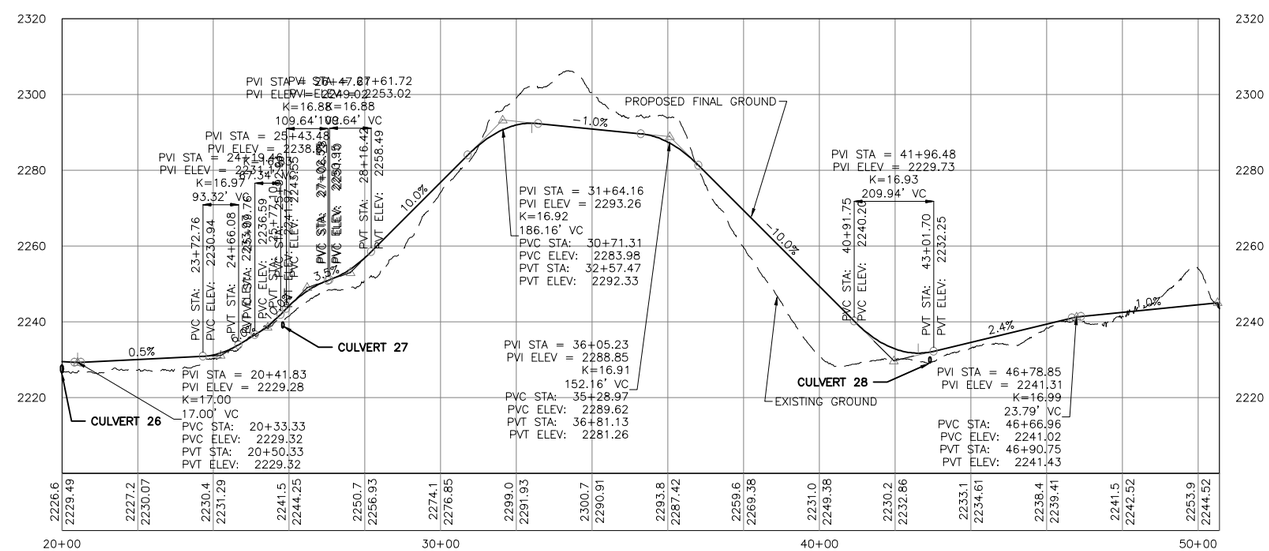

2 PROFILE: ALIGNMENT E1

0 200 400 SCALE IN FEET HORIZONTAL
0 20 40 SCALE IN FEET VERTICAL

JOEL E. BAHMA REGISTERED PROFESSIONAL ENGINEER PE-4904 NORTH DAKOTA

09/30/11 FOR CONSTRUCTION

NO.	BY	CHK.	APP.	DATE	REVISION DESCRIPTION
A	KKB	CAD	JXB	07/15/11	60 PERCENT SUBMITTAL
B	CAD	CAD	JXB	09/02/11	90 PERCENT SUBMITTAL
0	CAD	CAD	JXB	09/30/11	ISSUED FOR CONSTRUCTION

I HEREBY CERTIFY THAT THIS PLAN, SPECIFICATION, OR REPORT WAS PREPARED BY ME OR UNDER MY DIRECT SUPERVISION AND THAT I AM A DULY LICENSED PROFESSIONAL ENGINEER UNDER THE LAWS OF THE STATE OF NORTH DAKOTA.

SIGNATURE Joel E. Bahma
PRINTED NAME JOEL E. BAHMA
DATE 09/30/2011 REG. NO. 4904

RELEASED TO/FOR	A	B	C	0	1	2	3
CLIENT	07/15/11	09/02/11					
BID							
CONSTRUCTION				09/30/11			
PERMITTING							
RECORD							

DATE RELEASED

BARR
Corporate Headquarters: Minneapolis, Minnesota
Ph: 1-800-632-2277

Project Office:
BARR ENGINEERING CO.
4700 WEST 77TH STREET
MINNEAPOLIS, MN.
55435-4803
Ph: 1-800-632-2277
Fax: (952) 832-2601
www.barr.com

Scale	AS SHOWN
Date	07/05/11
Drawn	KKB
Checked	JXB
Designed	CAD
Approved	JXB

minnesota power AN ALLETE COMPANY
Bison
A WIND ENERGY INITIATIVE OF MINNESOTA POWER IN NORTH DAKOTA

BISON 3 WIND PROJECT
MORTON & OLIVER COUNTIES, NORTH DAKOTA

PLAN AND PROFILE – ALIGNMENTS E1 STA. 20+00 TO 50+56 – E2 STA. 0+00 TO 10+33

BARR PROJECT No. 34/30-1006
CLIENT PROJECT No.
DWG. No. C-19
REV. No. 0