

Exam Date:08/18/2011

Northwood Equity Elevator Company

Page: 1

Examiner: 2

PO Box 380

Northwood , ND

County:

Phone: 701-587-5291

CCC Number:

Location/Container Numbers/Comments	Section	Capacity
<b>PART A - ADDITIONAL SPACE TO BE INCLUDED UNDER LICENSE</b>		
001	B	177,295
011	B	2,684
002	B	177,295
	<b>Total:</b>	<b>357,274</b>
<b>PART B - SPACE TO BE DELETED UNDER LICENSE</b>		
<NO BINS DELETED>		
	<b>Total:</b>	<b>0</b>
<b>PART C - ALL SPACE TO BE INCLUDED UNDER LICENSE</b>		
	A	846,000
	B	358,000
	D	54,000
	E	45,000
	<b>Total:</b>	<b>1,303,000</b>
<b>PART D - TOTAL CAPACITY BY FUNCTIONAL UNIT</b>		
Northwood 53	A B D E	1,303,000
	<b>Total:</b>	<b>1,303,000</b>

Exam Date:08/18/2011

Northwood Equity Elevator Company

Page: 1

Examiner: 2

PO Box 380  
Northwood , ND  
County:

Status	Section	Bin Number	Bin Type	Base Point	Diameter or Bu/Ft (Irreg).		Side wall	Add for Hopper	Ded. for Obst.	Effective Depth	Add for Peak	Depth for Capac.	Bushels per Foot	Base Pack%	Bushel Capacity with Pack
					Length	Width									

## Facility: Northwood

### Section: A

A	001	Square	floor over bins		0.000	7.000	6.500	66.00	0.00	0.00	66.000	0.000	66.0	36.6	3.00	2,488
A	002	Square	floor over bins		0.000	5.000	4.000	66.00	0.00	0.00	66.000	0.000	66.0	16.1	2.00	1,084
A	003	Square	floor over bins		0.000	5.500	4.000	63.00	0.00	0.00	63.000	0.000	63.0	17.7	2.00	1,137
A	004	Square	floor over bins		0.000	5.500	4.000	63.00	0.00	0.00	63.000	0.000	63.0	17.7	2.00	1,137
A	005	Square	floor over bins		0.000	5.500	4.500	63.00	0.00	0.00	63.000	0.000	63.0	19.9	2.00	1,279
A	006 T	Square	floor over bins		0.000	13.50	4.000	66.00	0.00	0.00	66.000	0.000	66.0	43.4	3.50	2,964
A	006 B	Square	floor over bins - top 66'		0.000	13.50	9.500	24.00	0.00	0.00	24.000	0.000	24.0	103.1	6.00	2,622
A	007	Square	floor over bins		0.000	9.000	6.500	66.00	0.00	0.00	66.000	0.000	66.0	47.0	4.00	3,226
A	008	Square	floor over bins		0.000	9.000	6.500	66.00	0.00	0.00	66.000	0.000	66.0	47.0	4.00	3,226
A	010	Square	floor over bins		0.000	13.00	4.500	66.00	0.00	0.00	66.000	0.000	66.0	47.0	4.00	3,226
A	011	Square	floor over bins		0.000	13.50	10.00	66.00	0.00	0.00	66.000	0.000	66.0	108.5	6.20	7,605
A	012	Square	floor over bins		0.000	7.000	6.500	66.00	0.00	0.00	66.000	0.000	66.0	36.6	3.00	2,488
A	013	Irregular	work floor - 10 x 7 less 3.2		36.500	0.000	0.000	66.00	0.00	0.00	66.000	0.000	66.0	36.5	3.00	2,481
A	018	Square	floor over bins		0.000	7.000	6.500	66.00	0.00	0.00	66.000	0.000	66.0	36.6	3.00	2,488
A	019	Square	floor over bins		0.000	10.00	7.000	66.00	0.00	0.00	66.000	0.000	66.0	56.3	4.80	3,894
A	020	Square	floor over bins		0.000	13.50	10.00	66.00	0.00	0.00	66.000	0.000	66.0	108.5	6.20	7,605
A	021	Square	floor over bins		0.000	13.00	4.500	64.00	0.00	0.00	64.000	0.000	64.0	47.0	4.00	3,128
A	023	Square	floor over bins		0.000	6.500	6.500	45.00	0.00	0.00	45.000	0.000	45.0	34.0	2.50	1,568
A	023A T	Square	floor over bins		0.000	6.500	2.000	45.00	0.00	0.00	45.000	0.000	45.0	10.5	2.00	482
A	023A B	Square	floor over bins - top 45'		0.000	9.000	6.500	21.00	0.00	0.00	21.000	0.000	21.0	47.0	4.00	1,026
A	024	Square	floor over bins		0.000	9.000	6.500	66.00	0.00	0.00	66.000	0.000	66.0	47.0	4.00	3,226

Exam Date:08/18/2011

Northwood Equity Elevator Company  
 PO Box 380  
 Northwood , ND  
 County:

Page: 2

Examiner: 2

Status	Section	Bin Number	Bin Type	Base Point	Diameter or Bu/Ft (Irreg).		Side wall	Add for Hopper	Ded. for Obst.	Effective Depth	Add for Peak	Depth for Capac.	Bushels per Foot	Base Pack%	Bushel Capacity with Pack
					Length	Width									

## Facility: Northwood

### Section: A

A	025 T	Square	floor over bins		0.000	13.50	4.000	66.00	0.00	0.00	66.000	0.000	66.0	43.4	3.50	2,964
A	025 B	Square	floor over bins - top 66'		0.000	13.50	9.500	24.00	0.00	0.00	24.000	0.000	24.0	103.1	6.00	2,622
A	026	Square	floor over bins		0.000	5.500	4.500	63.00	0.00	0.00	63.000	0.000	63.0	19.9	2.00	1,279
A	027	Square	floor over bins		0.000	5.500	4.000	63.00	0.00	0.00	63.000	0.000	63.0	17.7	2.00	1,137
A	028	Square	floor over bins		0.000	5.500	4.000	63.00	0.00	0.00	63.000	0.000	63.0	17.7	2.00	1,137
A	029	Square	floor over bins		0.000	9.000	4.000	66.00	0.00	0.00	66.000	0.000	66.0	28.9	2.50	1,955
A	030	Square	floor over bins		0.000	7.000	6.500	66.00	0.00	0.00	66.000	0.000	66.0	36.6	3.00	2,488
A	101	Round	floor over bins		18.000	0.000	0.000	96.00	0.00	0.00	96.000	0.000	96.0	204.6	6.00	20,821
A	102	Round	floor over bins		18.000	0.000	0.000	97.00	0.00	0.00	97.000	0.000	97.0	204.6	6.00	21,037
A	103	Round	floor over bins		18.000	0.000	0.000	98.00	0.00	0.00	98.000	0.000	98.0	204.6	6.00	21,254
A	104	Round	floor over bins		18.000	0.000	0.000	98.00	0.00	0.00	98.000	0.000	98.0	204.6	6.00	21,254
A	105	Round	floor over bins		18.000	0.000	0.000	98.00	0.00	0.00	98.000	0.000	98.0	204.6	6.00	21,254
A	106	Round	floor over bins		18.000	0.000	0.000	98.00	0.00	0.00	98.000	0.000	98.0	204.6	6.00	21,254
A	107	Round	floor over bins		18.000	0.000	0.000	97.00	0.00	0.00	97.000	0.000	97.0	204.6	6.00	21,037
A	108	Round	floor over bins		18.000	0.000	0.000	96.00	0.00	0.00	96.000	0.000	96.0	204.6	6.00	20,821
A	109	Irregular	floor over bins		27.000	0.000	0.000	94.00	0.00	0.00	94.000	0.000	94.0	27.0	2.50	2,601
A	110	Irregular	floor over bins		54.000	0.000	0.000	94.00	0.00	0.00	94.000	0.000	94.0	54.0	4.50	5,304
A	111	Irregular	floor over bins		54.000	0.000	0.000	94.00	0.00	0.00	94.000	0.000	94.0	54.0	4.50	5,304
A	112	Irregular	floor over bins		54.000	0.000	0.000	94.00	0.00	0.00	94.000	0.000	94.0	54.0	4.50	5,304
A	113	Irregular	floor over bins		27.000	0.000	0.000	94.00	0.00	0.00	94.000	0.000	94.0	27.0	2.50	2,601
A	201	Round	floor over bins		18.000	0.000	0.000	98.50	0.00	0.00	98.500	0.000	98.5	204.6	6.00	21,362

Exam Date:08/18/2011

Northwood Equity Elevator Company  
 PO Box 380  
 Northwood , ND  
 County:

Status	Section	Bin Number	Bin Type	Base Point	Diameter or Bu/Ft (Irreg.) Length	Width	Side wall	Add for Hopper	Ded. for Obst.	Effective Depth	Add for Peak	Depth for Capac.	Bushels per Foot	Base Pack%	Bushel Capacity with Pack
--------	---------	------------	----------	------------	---	-------	--------------	----------------------	----------------------	--------------------	--------------------	------------------------	------------------------	---------------	------------------------------

## Facility: Northwood

### Section: A

A	202	Round	floor over bins		18.000	0.000	0.000	98.50	0.00	0.00	98.500	0.000	98.5	204.6	6.00	21,362
A	203	Irregular	floor over bins		48.500	0.000	0.000	95.00	0.00	0.00	95.000	0.000	95.0	48.5	4.20	4,802
A	204	Round	floor over bins		18.000	0.000	0.000	98.50	0.00	0.00	98.500	0.000	98.5	204.6	6.00	21,362
A	205	Round	floor over bins		18.000	0.000	0.000	98.50	0.00	0.00	98.500	0.000	98.5	204.6	6.00	21,362
A	206	Irregular	floor over bins		48.500	0.000	0.000	95.00	0.00	0.00	95.000	0.000	95.0	48.5	4.20	4,802
A	207	Round	floor over bins		18.000	0.000	0.000	98.50	0.00	0.00	98.500	0.000	98.5	204.6	6.00	21,362
A	208	Round	floor over bins		18.000	0.000	0.000	98.50	0.00	0.00	98.500	0.000	98.5	204.6	6.00	21,362
A	209	Irregular	floor over bins		48.500	0.000	0.000	95.00	0.00	0.00	95.000	0.000	95.0	48.5	4.20	4,802
A	210A	Round	floor over bins		18.000	0.000	0.000	98.50	0.00	0.00	98.500	0.000	98.5	204.6	6.00	21,362
A	210B	Irregular	floor over bins		24.300	0.000	0.000	95.00	0.00	0.00	95.000	0.000	95.0	24.3	2.50	2,367
A	211	Round	floor over bins		18.000	0.000	0.000	98.50	0.00	0.00	98.500	0.000	98.5	204.6	6.00	21,362
A	212 T	Irregular	work floor - 9.5 x 7.0 less		24.800	0.000	0.000	17.00	0.00	0.00	17.000	0.000	17.0	24.8	2.50	433
A	212 B	Square	floor over bins - top 17'		0.000	9.500	7.000	48.00	0.00	0.00	48.000	0.000	48.0	53.5	4.50	2,684
A	314	Peaked	top of sidewall		36.000	0.000	0.000	88.00	0.00	0.00	88.000	2.200	90.2	818.2	10.0	81,182
A	401	Peaked	top of sidewall		36.000	0.000	0.000	84.30	0.00	0.00	84.300	2.200	86.5	818.2	10.0	77,851
A	402	Peaked	top of sidewall		36.000	0.000	0.000	84.30	0.00	0.00	84.300	2.200	86.5	818.2	10.0	77,851
A	403	Peaked	top of sidewall		36.000	0.000	0.000	84.30	0.00	0.00	84.300	2.200	86.5	818.2	10.0	77,851
A	404	Peaked	top of sidewall		36.000	0.000	0.000	84.30	0.00	0.00	84.300	2.200	86.5	818.2	10.0	77,851

Bin count: 60

Facility: Northwood Section: A Total: 845,180

To Even: 846,000

Exam Date:08/18/2011

Northwood Equity Elevator Company

Page: 4

Examiner: 2

PO Box 380  
Northwood , ND  
County:

Status	Section	Bin Number	Bin Type	Base Point	Diameter or Bu/Ft (Irreg.) Length	Width	Side wall	Add for Hopper	Ded. for Obst.	Effective Depth	Add for Peak	Depth for Capac.	Bushels per Foot	Base Pack%	Bushel Capacity with Pack
--------	---------	------------	----------	------------	---	-------	--------------	----------------------	----------------------	--------------------	--------------------	------------------------	------------------------	---------------	------------------------------

## Facility: Northwood

### Section: B

Added	B	001	Peaked	top of sidewall	53.800	0.000	0.000	84.40	0.00	0.00	84.400	3.800	88.2	1827.4	10.0	177,295
Added	B	002	Peaked	top of sidewall	53.800	0.000	0.000	84.40	0.00	0.00	84.400	3.800	88.2	1827.4	10.0	177,295
Added	B	011	Peaked	top of sidewall	15.000	0.000	0.000	15.00	2.00	0.00	17.000	0.900	17.9	142.1	5.50	2,684

Bin count: 3

Facility: Northwood Section: B Total: 357,274To Even: 358,000

### Section: D

D	101	Square	bin floor	0.000	7.800	7.700	44.00	0.00	0.00	44.000	0.000	44.0	48.3	4.20	2,214
D	102	Square	work floor	0.000	7.800	3.700	44.00	0.00	0.00	44.000	0.000	44.0	23.2	2.00	1,041
D	103	Square	work floor	0.000	7.800	7.800	44.00	0.00	0.00	44.000	0.000	44.0	48.9	4.20	2,242
D	104	Square	work floor	0.000	7.800	7.800	44.00	0.00	0.00	44.000	0.000	44.0	48.9	4.20	2,242
D	105	Square	work floor	0.000	7.800	7.700	42.50	0.00	0.00	42.500	0.000	42.5	48.3	4.20	2,139
D	106	Square	work floor	0.000	7.800	7.700	42.50	0.00	0.00	42.500	0.000	42.5	48.3	4.20	2,139
D	107	Square	work floor	0.000	7.700	7.700	42.50	0.00	0.00	42.500	0.000	42.5	47.7	4.00	2,108
D	108	Square	work floor	0.000	7.800	7.700	42.50	0.00	0.00	42.500	0.000	42.5	48.3	4.20	2,139
D	109	Square	work floor	0.000	7.800	7.800	42.50	0.00	0.00	42.500	0.000	42.5	48.9	4.20	2,165
D	110	Square	work floor	0.000	7.800	7.800	42.50	0.00	0.00	42.500	0.000	42.5	48.9	4.20	2,165
D	111	Square	work floor	0.000	7.800	7.700	42.50	0.00	0.00	42.500	0.000	42.5	48.3	4.20	2,139
D	112	Square	work floor	0.000	7.800	7.800	42.50	0.00	0.00	42.500	0.000	42.5	48.9	4.20	2,165
D	113	Square	work floor	0.000	5.600	3.700	42.00	0.00	0.00	42.000	0.000	42.0	16.7	2.00	715

Exam Date:08/18/2011

Northwood Equity Elevator Company  
PO Box 380  
Northwood , ND  
County:

Page: 5

Examiner: 2

Status	Section	Bin Number	Bin Type	Base Point	Diameter or Bu/Ft (Irreg).		Side wall	Add for Hopper	Ded. for Obst.	Effective Depth	Add for Peak	Depth for Capac.	Bushels per Foot	Base Pack%	Bushel Capacity with Pack
					Length	Width									

## Facility: Northwood

### Section: D

D	114	Square	work floor		0.000	5.600	3.700	42.00	0.00	0.00	42.000	0.000	42.0	16.7	2.00	715	
D	115	Square	work floor		0.000	7.600	5.600	44.00	0.00	0.00	44.000	0.000	44.0	34.2	3.00	1,550	
D	116	Square	work floor		0.000	7.800	5.600	44.00	0.00	0.00	44.000	0.000	44.0	35.1	3.00	1,590	
D	119	Peaked	top of sidewall		16.000	0.000	0.000	25.00	2.20	0.00	27.200	1.000	28.2	161.6	5.80	4,821	
D	120	Peaked	top of sidewall		16.000	0.000	0.000	25.00	2.20	0.00	27.200	1.000	28.2	161.6	5.80	4,821	
D	121	Peaked	top of sidewall		16.000	0.000	0.000	25.00	2.20	0.00	27.200	1.000	28.2	161.6	5.80	4,821	
D	122	Peaked	top of sidewall		16.000	0.000	0.000	25.00	2.20	0.00	27.200	1.000	28.2	161.6	5.80	4,821	
D	123	Peaked	top of sidewall		16.000	0.000	0.000	25.00	2.20	0.00	27.200	1.000	28.2	161.6	5.80	4,821	
<b>Bin count:</b>		<b>21</b>														<b>Facility: Northwood Section: D Total:</b>	<b>53,573</b>
														<b>To Even:</b>	<b>54,000</b>		

### Section: E

E	001	Peaked	eave at sidewall - air floor		21.000	0.000	0.000	17.30	0.00	0.00	17.300	1.300	18.6	278.4	6.80	5,530
E	002	Peaked	eave at sidewall - air floor		21.000	0.000	0.000	17.30	0.00	0.00	17.300	1.300	18.6	278.4	6.80	5,530
E	003	Peaked	eave at sidewall - air floor		21.000	0.000	0.000	17.30	0.00	0.00	17.300	1.300	18.6	278.4	6.80	5,530
E	004	Peaked	eave at sidewall - air floor		21.000	0.000	0.000	17.30	0.00	0.00	17.300	1.300	18.6	278.4	6.80	5,530
E	005	Peaked	eave at sidewall - air floor		21.000	0.000	0.000	17.30	0.00	0.00	17.300	1.300	18.6	278.4	6.80	5,530
E	006	Peaked	eave at sidewall - air floor		21.000	0.000	0.000	17.30	0.00	0.00	17.300	1.300	18.6	278.4	6.80	5,530
E	007	Peaked	eave at sidewall -no air floor		21.000	0.000	0.000	18.30	0.00	0.00	18.300	1.300	19.6	278.4	6.80	5,828
E	008	Peaked	eave at sidewall -no air floor		21.000	0.000	0.000	18.30	0.00	0.00	18.300	1.300	19.6	278.4	6.80	5,828

Client ID: 1050

### NDPSC Bin Capacity Chart

08/18/2011 11:29:28 AM

Exam Date:08/18/2011

Northwood Equity Elevator Company  
PO Box 380  
Northwood , ND  
County:

Page: 6

Examiner: 2

Status	Section	Bin Number	Bin Type	Base Point	Diameter or Bu/Ft (Irreg.)   Length	Width	Side wall	Add for Hopper	Ded. for Obst.	Effective Depth	Add for Peak	Depth for Capac.	Bushels per Foot	Base Pack%	Bushel Capacity with Pack
<b>Bin count:</b>		<b>8</b>													<b>44,836</b>
														<b>Facility: Northwood Section: E Total:</b>	<b>44,836</b>
														<b>To Even:</b>	<b>45,000</b>

**Overall Licensed Bin Capacity for:**

**Northwood Equity Elevator Company**

**Bin count: 92**

**Licensed Capacity:**  
(includes pack)

**1,300,863 Bu.**

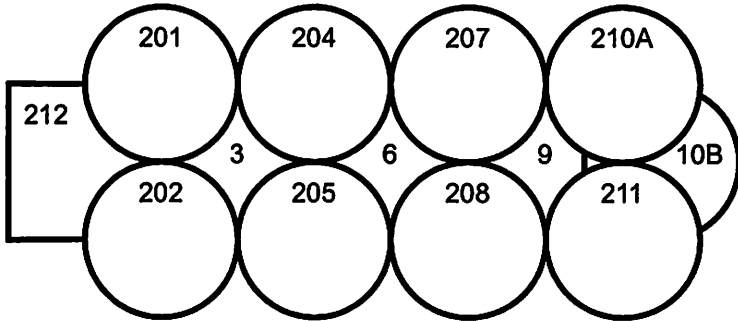
**Licensed Capacity (to even):**  
(includes pack and section totals are  
rounded up to next highest 1000)

**1,303,000 Bu.**

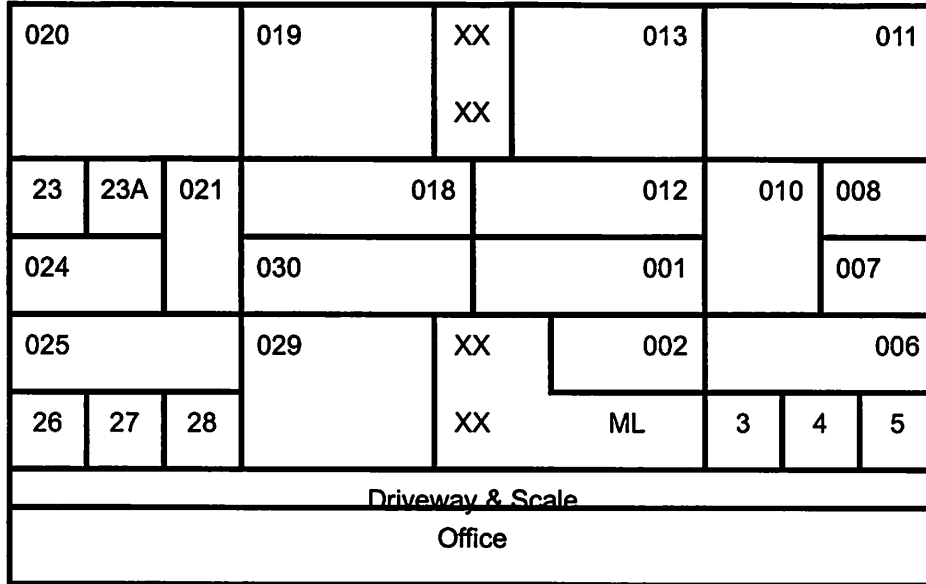
NORTHWOOD EQUITY ELEVATOR COMPANY  
 NORTHWOOD N.D.  
 SECTION A

BNSF RAIL

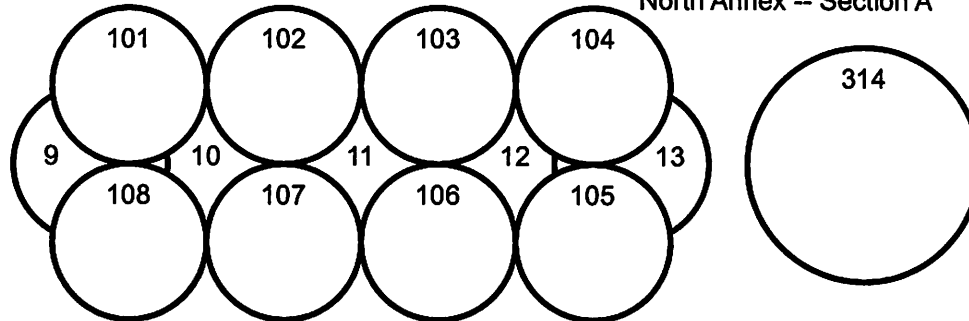
South Annex -- Section A



Concrete Elevator -- Section A



North Annex -- Section A

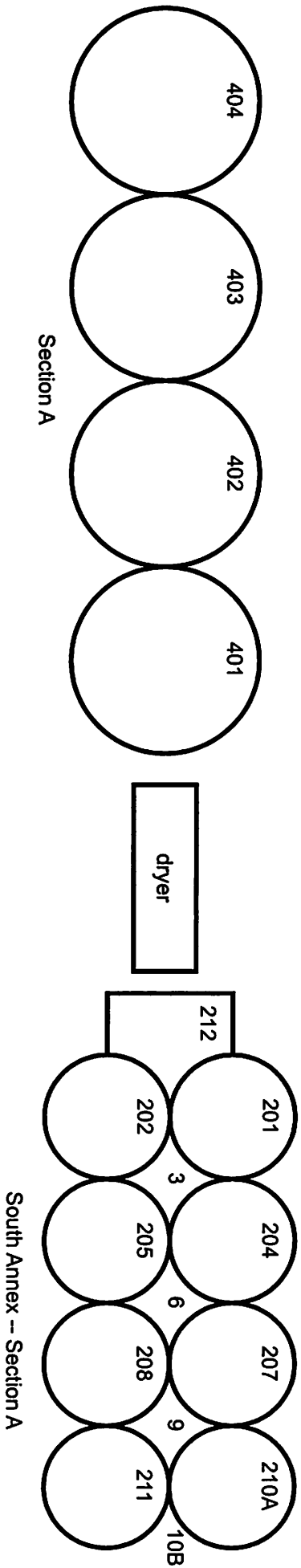


Main Elevator 23A & 23 connected  
 South Annex bin 210B & 210A connected & the hole  
 is 35.0' down -- no grain in top 35.0'

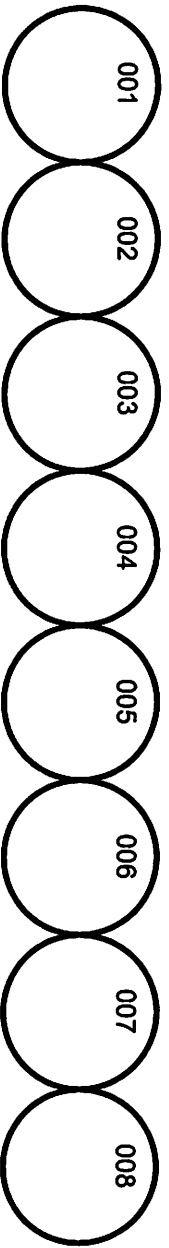
ZERO-- Elevator & Annex top of slab

NORTHWOOD EQUITY ELEVATOR COMPANY  
NORTHWOOD N.D.  
SECTION A  
page 2

BNSF RAIL



SECTION E  
located 3 blocks south of Section A main house  
east of fertilizer complex



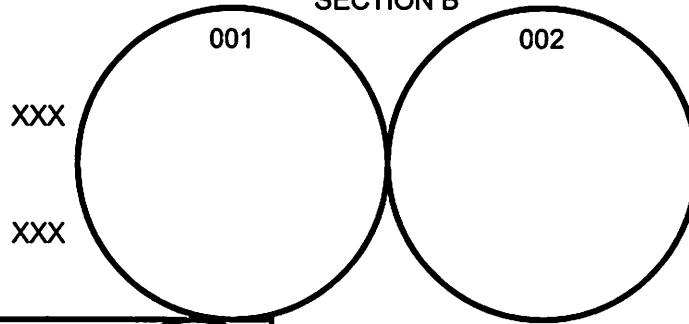
tanks  
21' diameter  
#7& 8- 18.3' sidewall  
#1 thru 6- 17.3' sidewall (air floor)

NORTHWOOD EQUITY ELEVATOR COMPANY  
NORTHWOOD N.D.

SECTION B  
located 1 block north of Section A


BNSF RAIL

SECTION B

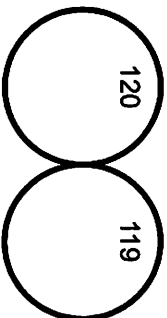


New construction August 2011

SECTION A 1 block South



NORTHWOOD EQUITY ELEVATOR COMPANY  
NORTHWOOD N.D.  
SECTION D  
(located west across the st. from Section A)



Section D

103	102	101	104
105	106	107	108
109	110	111	112
113	114	115	116

