

Licensing Division
600 E Boulevard Ave – Dept 408
Bismarck, ND 58505-0480
701/328-4097 – phone
701/328-2410 – fax

Public Service Commission

Fax

To: Wales Farmers Elevator Co., Mark Fisk **From:** Timothy Erdmann

Fax: 701-283-5221 **Pages:** 9

Phone: 701-283-5222 **Date:** 07/13/11

Re: Revised bin charts, diagrams, & statement of
capacity

Urgent **For Review** **Please Comment** **Please Reply** **Please Recycle**

● **Comments:** Please review the included documents. Your current bond of \$100,000 must be increased to \$112,500 to accommodate the capacity increase with the new construction. Please address a letter to the Licensing Division (Ms. Richter) requesting this change in capacity and initiate the bond increase with your bonding company and or agent. Please contact the office if you have questions or need further assistance.

Thank you, Tim

Exam Date:07/13/2011

Wales Farmers Elevator, Inc.

Page: 1

Examiner: 1

PO Box 147

Wales , ND

County:

Phone: 701-283-5222

CCC Number:

Location/Container Numbers/Comments	Section	Capacity
PART A - ADDITIONAL SPACE TO BE INCLUDED UNDER LICENSE		
201	A	49,436
202	A	49,436
		Total:
		98,872

PART B - SPACE TO BE DELETED UNDER LICENSE

001	A	1,605
002 T	A	2,618
002 B	A	1,043
003	A	1,628
004 T	A	2,642
004 B	A	1,052
005 T	A	2,594
005 B	A	1,032
006	A	1,657
007	A	1,657
008	A	1,527
009	A	1,527
010 T	A	2,594
010 B	A	1,032
011	A	1,628
012 T	A	2,642
012 B	A	1,052
013	A	1,605
014 T	A	2,618
014 B	A	1,043
015	A	631
016	A	1,589
017	A	1,589
000	C	22,498
		Total:
		61,103

PART C - ALL SPACE TO BE INCLUDED UNDER LICENSE

A	129,000	
D	12,000	
E	53,000	
F	16,000	
		Total:
		210,000

PART D - TOTAL CAPACITY BY FUNCTIONAL UNIT

Hannah	922	E	53,000
Wales	60	A D F	157,000

Location/Container Numbers/Comments	Section	Capacity
Total:		210,000

Exam Date:07/13/2011

Wales Farmers Elevator, Inc.

Page: 1

Examiner: 1

PO Box 147

Wales, ND

County:

Status	Section	Bin Number	Bin Type	Base Point	Diameter or Bu/Ft (Irreg).		Side wall	Add for Hopper	Ded. for Obst.	Effective Depth	Add for Peak	Depth for Capac.	Bushels per Foot	Base Pack%	Bushel Capacity with Pack
					Length	Width									

Facility: Hannah

Section: E

E	002		Square	work floor		0.000	11.00	6.500	44.50	0.00	0.00	44.500	0.000	44.5	57.5	4.80	2,682
E	003 T		Irregular	work floor 10.5 x 6.5 with		40.800	0.000	0.000	10.00	0.00	0.00	10.000	0.000	10.0	40.8	3.00	420
E	003 B		Square	work floor - top 10'		0.000	10.50	6.500	35.00	0.00	0.00	35.000	0.000	35.0	54.9	4.50	2,008
E	004		Square	work floor		0.000	12.00	10.50	65.00	0.00	0.00	65.000	0.000	65.0	101.3	6.00	6,980
E	006		Square	work floor		0.000	12.00	11.00	65.00	0.00	0.00	65.000	0.000	65.0	106.1	6.20	7,325
E	007		Square	work floor		0.000	12.00	10.50	65.00	0.00	0.00	65.000	0.000	65.0	101.3	6.00	6,980
E	008		Square	work floor		0.000	6.000	3.500	47.00	0.00	0.00	47.000	0.000	47.0	16.9	2.00	810
E	009		Square	work floor		0.000	6.500	5.200	44.00	0.00	0.00	44.000	0.000	44.0	27.2	2.50	1,227
E	011 T		Square	work floor		0.000	4.000	3.500	21.00	0.00	0.00	21.000	0.000	21.0	11.3	2.00	242
E	011 B		Square	work floor - top 21'		0.000	10.50	3.500	24.00	0.00	0.00	24.000	0.000	24.0	29.5	2.50	726
E	012		Square	work floor		0.000	6.500	3.500	21.00	0.00	0.00	21.000	0.000	21.0	18.3	2.00	392
E	013		Square	work floor		0.000	12.00	10.50	65.00	0.00	0.00	65.000	0.000	65.0	101.3	6.00	6,980
E	014		Square	work floor		0.000	12.00	5.200	46.00	0.00	0.00	46.000	0.000	46.0	50.2	4.50	2,413
E	015		Square	work floor		0.000	6.500	5.200	44.00	0.00	0.00	44.000	0.000	44.0	27.2	2.50	1,227
E	016		Square	work floor		0.000	12.00	5.200	46.00	0.00	0.00	46.000	0.000	46.0	50.2	4.50	2,413
E	017		Square	work floor		0.000	12.00	10.50	65.00	0.00	0.00	65.000	0.000	65.0	101.3	6.00	6,980
E	018 T		Irregular	work floor 10.5 x 6.5 with		45.500	0.000	0.000	10.00	0.00	0.00	10.000	0.000	10.0	45.5	4.00	473
E	018 B		Square	work floor - top 10'		0.000	10.50	6.500	35.00	0.00	0.00	35.000	0.000	35.0	54.9	4.50	2,008

Bin count: 18

Facility: Hannah Section: E Total: 52,286

To Even: 53,000

NDPSC Bin Capacity Chart

Exam Date:07/13/2011

Wales Farmers Elevator, Inc.
 PO Box 147
 Wales, ND
 County:

Examiner: 1

Status	Section	Bin Number	Bin Type	Base Point	Diameter or Bu/Ft (Irreg).		Side wall	Add for Hopper	Ded. for Obst.	Effective Depth	Add for Peak	Depth for Capac.	Bushels per Foot	Base Pack%	Bushel Capacity with Pack
					Length	Width									

Facility: Wales

Section: A

	A	101	Peaked	top of sidewall	24.000	0.000	0.000	24.00	0.00	0.00	24.000	1.400	25.4	363.7	7.80	9,959
	A	103	Peaked	top of sidewall	24.000	0.000	0.000	24.00	0.00	0.00	24.000	1.400	25.4	363.7	7.80	9,959
	A	104	Peaked	top of sidewall	24.000	0.000	0.000	24.00	0.00	0.00	24.000	1.400	25.4	363.7	7.80	9,959
Added	A	201	Peaked	top of sidewall	39.000	0.000	0.000	44.50	0.00	0.00	44.500	2.300	46.8	960.3	10.0	49,436
Added	A	202	Peaked	top of sidewall	39.000	0.000	0.000	44.50	0.00	0.00	44.500	2.300	46.8	960.3	10.0	49,436

Bin count: 5

Facility: Wales Section: A Total: 128,749

To Even: 129,000

Section: D

	D	001	Peaked	top of side wall	14.600	0.000	0.000	12.00	2.30	0.00	14.300	0.900	15.2	134.6	5.50	2,159
	D	002	Peaked	top of side wall	14.600	0.000	0.000	12.00	2.30	0.00	14.300	0.900	15.2	134.6	5.50	2,159
	D	003	Peaked	top of side wall	16.000	0.000	0.000	19.50	0.00	0.00	19.500	1.000	20.5	161.6	5.80	3,505
	D	004	Peaked	top of side wall	16.000	0.000	0.000	19.50	0.00	0.00	19.500	1.000	20.5	161.6	5.80	3,505

Bin count: 4

Facility: Wales Section: D Total: 11,328

To Even: 12,000

Section: F

	F	001	Peaked	top of side wall	29.900	0.000	0.000	23.10	0.00	0.00	23.100	1.800	24.9	564.4	9.00	15,319
--	---	-----	--------	------------------	--------	-------	-------	-------	------	------	--------	-------	------	-------	------	--------

NDPSC Bin Capacity Chart

Exam Date: 07/13/2011

Wales Farmers Elevator, Inc.
PO Box 147
Wales, ND
County:

Examiner: 1

Status	Section	Bin Number	Bin Type	Base Point	Diameter or Bu/Ft (Irreg).		Side wall	Add for Hopper	Ded. for Obst.	Effective Depth	Add for Peak	Depth for Capac.	Bushels per Foot	Base Pack%	Bushel Capacity with Pack
					Length	Width									

Bin count: 1

Facility: Wales Section: F Total: 15,319

To Even: 16,000

Overall Licensed Bin Capacity for:

Wales Farmers Elevator, Inc.

Bin count: 28

Licensed Capacity:
(includes pack)

207,682 Bu.

Licensed Capacity (to even):
(includes pack and section totals are rounded up to next highest 1000)

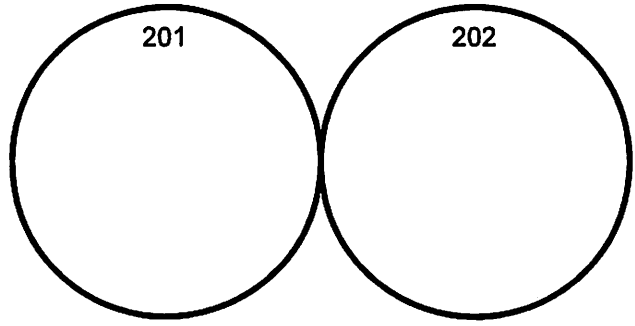
210,000 Bu.

WALES FARMERS ELEVATOR COMPANY

Wales

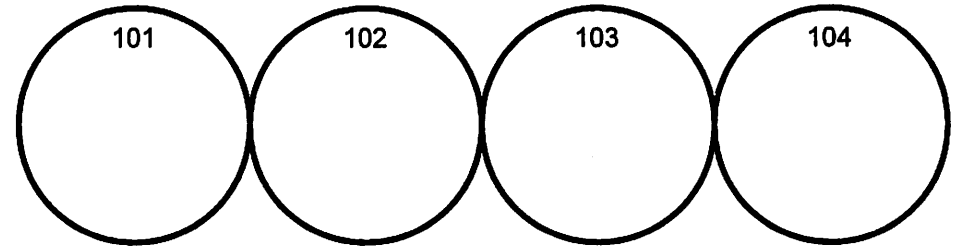
↙ south

BNSF Rail

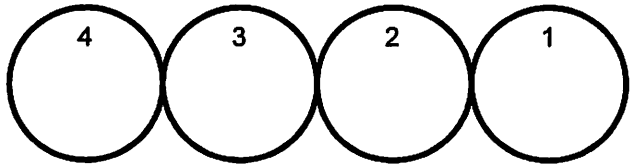


Section A

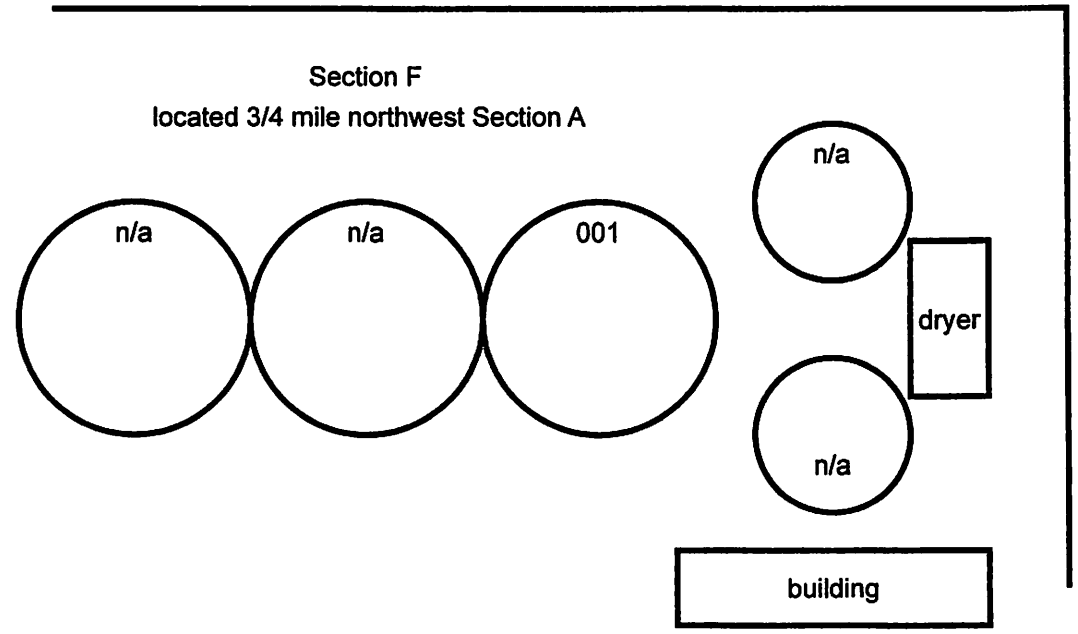
XXX
XXX



Section A



Section D



Section F
located 3/4 mile northwest Section A

dryer

building

WALES FARMERS ELEVATOR INC

Hannah Location

BNSF Rail

17	18	03	04
16	9	02	06
14	15		
13	11	XX	8
	12	XX	

driveway & scale

Office

Section E

WALES FARMERS ELEVATOR COMPANY

Wales

↙ south

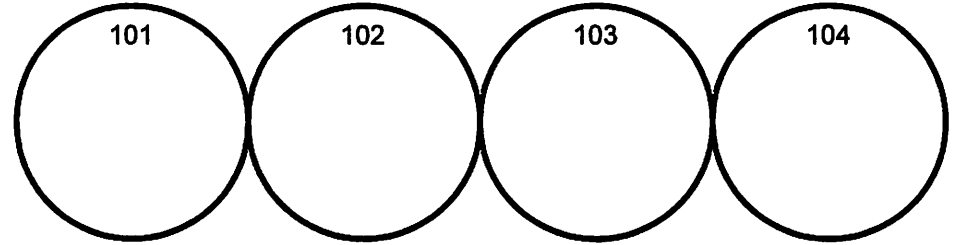
BNSF Rail

10 N/L DELETED 7/13/11	17 DELETED 7/13/11	09 3/11	08	16	05
12	11	07	06 N/L DELETED 7/13/11	03	04 3/11
14 N/L DELETED 7/13/11	13	15	XX stairs XX	01	02

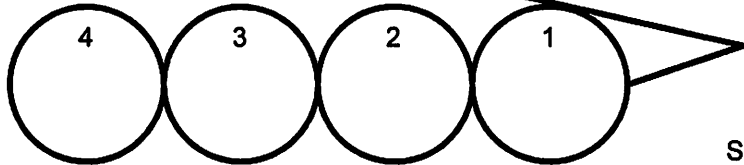
driveway & scale

Main Office

Section A



Section A



Section D

Section C

79.3' L x 46.5' W

n/a	N/L DELETED 7/13/11
-----	---------------------