

Exam Date:06/13/2011

Farmers Elevator Incorporated, Wishek No

Page: 1

Examiner: 1

Box 276

Wishek , ND

County:

Phone: 701-452-2516

CCC Number:

Location/Container Numbers/Comments	Section	Capacity
PART A - ADDITIONAL SPACE TO BE INCLUDED UNDER LICENSE		
303	P	4,855
304	P	3,145
305	P	22,606
306	P	22,606
		Total: 53,212

PART B - SPACE TO BE DELETED UNDER LICENSE

<NO BINS DELETED>

Total:	0
---------------	---

PART C - ALL SPACE TO BE INCLUDED UNDER LICENSE

A	212,000
C	100,000
E	223,000
F	518,000
P	294,000
X	250,000
Y	150,000
Z	150,000
Total:	1,897,000

PART D - TOTAL CAPACITY BY FUNCTIONAL UNIT

Fredonia 976	F X	768,000
Linton 1067	P Y	444,000
Wishek 72	A C E Z	685,000
		Total: 1,897,000

Exam Date:06/13/2011

Farmers Elevator Incorporated, Wishek No

Page: 1

Examiner: 1

Box 276
Wishek , ND
County:

Status	Section	Bin Number	Bin Type	Base Point	Diameter or Bu/Ft (Irreg.) Length	Width	Side wall	Add for Hopper	Ded. for Obst.	Effective Depth	Add for Peak	Depth for Capac.	Bushels per Foot	Base Pack%	Bushel Capacity with Pack
--------	---------	------------	----------	------------	---	-------	--------------	----------------------	----------------------	--------------------	--------------------	------------------------	------------------------	---------------	------------------------------

Facility: Fredonia

Section: F

F	002	Square	work floor		0.000	5.000	3.500	47.00	0.00	0.00	47.000	0.000	47.0	14.1	2.00	676
F	003	Square	work floor		0.000	5.000	3.500	35.00	0.00	0.00	35.000	0.000	35.0	14.1	2.00	504
F	004	Square	work floor		0.000	6.000	5.000	46.00	0.00	0.00	46.000	0.000	46.0	24.1	2.50	1,137
F	005	Square	work floor		0.000	6.000	5.000	46.00	0.00	0.00	46.000	0.000	46.0	24.1	2.50	1,137
F	006	Square	work floor		0.000	6.000	5.000	46.00	0.00	0.00	46.000	0.000	46.0	24.1	2.50	1,137
F	007	Square	work floor		0.000	6.000	5.000	46.00	0.00	0.00	46.000	0.000	46.0	24.1	2.50	1,137
F	008	Square	work floor		0.000	5.000	3.500	47.00	0.00	0.00	47.000	0.000	47.0	14.1	2.00	676
F	009	Square	work floor		0.000	5.000	3.500	47.00	0.00	0.00	47.000	0.000	47.0	14.1	2.00	676
F	010 T	Square	work floor		0.000	12.00	5.000	46.00	0.00	0.00	46.000	0.000	46.0	48.2	4.20	2,310
F	010 B	Square	work floor -top 46'		0.000	12.00	10.50	17.00	0.00	0.00	17.000	0.000	17.0	101.3	6.00	1,825
F	011 T	Square	work floor		0.000	12.00	5.000	46.00	0.00	0.00	46.000	0.000	46.0	48.2	4.20	2,310
F	011 B	Square	work floor- top 46'		0.000	12.00	10.50	17.00	0.00	0.00	17.000	0.000	17.0	101.3	6.00	1,825
F	012	Square	work floor		0.000	6.500	5.000	46.00	0.00	0.00	46.000	0.000	46.0	26.1	2.50	1,231
F	013	Square	work floor		0.000	6.500	5.000	46.00	0.00	0.00	46.000	0.000	46.0	26.1	2.50	1,231
F	014	Square	work floor		0.000	10.50	7.000	45.00	0.00	0.00	45.000	0.000	45.0	59.1	4.80	2,788
F	015	Square	work floor		0.000	10.50	7.000	45.00	0.00	0.00	45.000	0.000	45.0	59.1	4.80	2,788
F	016	Square	work floor		0.000	6.500	5.000	46.00	0.00	0.00	46.000	0.000	46.0	26.1	2.50	1,231
F	017 T	Square	work floor		0.000	10.50	5.000	45.00	0.00	0.00	45.000	0.000	45.0	42.2	3.50	1,965
F	017 B	Square	work floor -top 45'		0.000	12.00	10.50	18.00	0.00	0.00	18.000	0.000	18.0	101.3	6.00	1,932
F	018 T	Square	work floor		0.000	10.50	5.000	45.00	0.00	0.00	45.000	0.000	45.0	42.2	3.50	1,965
F	018 B	Square	work floor - top 45'		0.000	12.00	10.50	18.00	0.00	0.00	18.000	0.000	18.0	101.3	6.00	1,932

Exam Date:06/13/2011

Farmers Elevator Incorporated, Wishek No
Box 276
Wishek , ND
County:

Page: 2

Examiner: 1

Status	Section	Bin Number	Bin Type	Base Point	Diameter or Bu/Ft (Irreg.)	Length	Width	Side wall	Add for Hopper	Ded. for Obst.	Effective Depth	Add for Peak	Depth for Capac.	Bushels per Foot	Base Pack%	Bushel Capacity with Pack
--------	---------	------------	----------	------------	-------------------------------	--------	-------	--------------	----------------------	----------------------	--------------------	--------------------	------------------------	------------------------	---------------	------------------------------

Facility: Fredonia

Section: F

F	019		Square	work floor	0.000	6.500	5.000	46.00	0.00	0.00	46.000	0.000	46.0	26.1	2.50	1,231
F	020 T		Square	work floor	0.000	10.50	5.000	45.00	0.00	0.00	45.000	0.000	45.0	42.2	3.50	1,965
F	020 B		Square	work floor -top 45'	0.000	12.00	10.50	18.00	0.00	0.00	18.000	0.000	18.0	101.3	6.00	1,932
F	021 T		Square	work floor	0.000	10.50	5.000	45.00	0.00	0.00	45.000	0.000	45.0	42.2	3.50	1,965
F	021 B		Square	work floor -top 45'	0.000	12.00	10.50	18.00	0.00	0.00	18.000	0.000	18.0	101.3	6.00	1,932
F	023		Square	work floor	0.000	10.50	7.000	45.00	0.00	0.00	45.000	0.000	45.0	59.1	4.80	2,788
F	024		Square	work floor	0.000	10.50	7.000	45.00	0.00	0.00	45.000	0.000	45.0	59.1	4.80	2,788
F	025 T		Square	work floor	0.000	10.50	4.500	9.000	0.00	0.00	9.000	0.000	9.0	38.0	3.00	352
F	025 B		Square	work floor -top 9'	0.000	10.50	6.500	36.00	0.00	0.00	36.000	0.000	36.0	54.9	4.50	2,065
F	026 T		Square	work floor	0.000	10.50	4.500	9.000	0.00	0.00	9.000	0.000	9.0	38.0	3.00	352
F	026 B		Square	work floor -top 9'	0.000	10.50	6.500	36.00	0.00	0.00	36.000	0.000	36.0	54.9	4.50	2,065
F	102		Square	work floor	0.000	8.000	5.000	29.00	0.00	0.00	29.000	0.000	29.0	32.2	2.50	957
F	103		Square	work floor	0.000	8.000	5.500	24.00	0.00	0.00	24.000	0.000	24.0	35.4	3.00	876
F	105		Square	work floor	0.000	8.000	5.000	24.00	0.00	0.00	24.000	0.000	24.0	32.2	2.50	792
F	106		Square	work floor	0.000	8.500	8.000	41.00	0.00	0.00	41.000	0.000	41.0	54.7	4.50	2,344
F	107		Square	work floor	0.000	8.500	8.000	41.00	0.00	0.00	41.000	0.000	41.0	54.7	4.50	2,344
F	109		Square	work floor	0.000	8.500	8.000	41.00	0.00	0.00	41.000	0.000	41.0	54.7	4.50	2,344
F	110		Square	work floor	0.000	8.500	8.000	41.00	0.00	0.00	41.000	0.000	41.0	54.7	4.50	2,344
F	111		Square	work floor	0.000	8.500	8.000	41.00	0.00	0.00	41.000	0.000	41.0	54.7	4.50	2,344
F	112 T		Square	work floor	0.000	8.500	5.500	25.00	0.00	0.00	25.000	0.000	25.0	37.6	3.00	968
F	112 B		Square	work floor -top 25'	0.000	8.500	8.000	16.00	0.00	0.00	16.000	0.000	16.0	54.7	4.50	914

Exam Date:06/13/2011

Farmers Elevator Incorporated, Wishek No
Box 276
Wishek , ND
County:

Page: 3

Examiner: 1

Status	Section	Bin Number	Bin Type	Base Point	Diameter or Bu/Ft (Irreg).		Side wall	Add for Hopper	Ded. for Obst.	Effective Depth	Add for Peak	Depth for Capac.	Bushels per Foot	Base Pack%	Bushel Capacity with Pack
					Length	Width									

Facility: Fredonia

Section: F

F	113	Square	work floor		0.000	8.000	5.000	26.00	0.00	0.00	26.000	0.000	26.0	32.2	2.50	858
F	116	Square	work floor		0.000	8.000	5.500	26.00	0.00	0.00	26.000	0.000	26.0	35.4	3.00	948
F	117	Square	work floor		0.000	8.500	3.000	25.00	0.00	0.00	25.000	0.000	25.0	20.5	2.00	523
F	201	Peaked	top of sidewall		26.800	0.000	0.000	47.00	0.00	0.00	47.000	1.600	48.6	453.5	8.20	23,847
F	202	Peaked	top of sidewall		26.800	0.000	0.000	47.00	0.00	0.00	47.000	1.600	48.6	453.5	8.20	23,847
F	203	Peaked	top of sidewall		26.800	0.000	0.000	47.00	0.00	0.00	47.000	1.600	48.6	453.5	8.20	23,847
F	204	Peaked	top of sidewall		36.000	0.000	0.000	65.00	0.00	0.00	65.000	2.200	67.2	818.2	10.0	60,481
F	205	Peaked	top of sidewall		59.800	0.000	0.000	58.75	0.00	0.00	58.750	4.200	63.0	2257.7	10.0	156,459
F	206	Peaked	top of sidewall		47.800	0.000	0.000	29.30	0.00	0.00	29.300	2.900	32.2	1442.5	10.0	51,094
F	207	Peaked	top of sidewall		47.800	0.000	0.000	32.00	0.00	0.00	32.000	2.900	34.9	1442.5	10.0	55,377
F	208	Peaked	top of sidewall		16.000	0.000	0.000	15.00	2.00	0.00	17.000	1.000	18.0	161.6	5.80	3,078
F	209	Peaked	top of sidewall		16.000	0.000	0.000	17.00	2.00	0.00	19.000	1.000	20.0	161.6	5.80	3,419
F	210	Peaked	top of sidewall		16.000	0.000	0.000	15.00	2.00	0.00	17.000	1.000	18.0	161.6	5.80	3,078
F	301	Peaked	top of sidewall		28.000	0.000	0.000	24.50	0.00	0.00	24.500	1.700	26.2	495.0	8.50	14,071
F	302	Peaked	top of sidewall		28.000	0.000	0.000	24.50	0.00	0.00	24.500	1.700	26.2	495.0	8.50	14,071
F	303	Peaked	top of sidewall		28.000	0.000	0.000	24.50	0.00	0.00	24.500	1.700	26.2	495.0	8.50	14,071

Bin count: 58

Facility: Fredonia Section: F Total: 517,144

To Even: 518,000

Client ID: 231

NDPSC Bin Capacity Chart

06/21/2011 08:04:04 AM

Exam Date:06/13/2011

Farmers Elevator Incorporated, Wishek No
Box 276
Wishek , ND
County:

Page: 4

Examiner: 1

Status	Section	Bin Number	Bin Type	Base Point	Diameter or Bu/Ft (Irreg.)	Length	Width	Side wall	Add for Hopper	Ded. for Obst.	Effective Depth	Add for Peak	Depth for Capac.	Bushels per Foot	Base Pack%	Bushel Capacity with Pack
--------	---------	------------	----------	------------	-------------------------------	--------	-------	--------------	----------------------	----------------------	--------------------	--------------------	------------------------	------------------------	---------------	------------------------------

Facility: Fredonia**Section: X**

X	Ground		Hemispher ground storage		102.50	100.0	40.00	15.00	0.00	0.00	15.000	0.000	15.0	15108.8	10.0	249,295
Bin count:		1														
															Facility: Fredonia Section: X Total:	249,295
															To Even:	250,000

Exam Date:06/13/2011

Farmers Elevator Incorporated, Wishek No

Page: 5

Examiner: 1

Box 276
Wishek , ND
County:

Status	Section	Bin Number	Bin Type	Base Point	Diameter or Bu/Ft (Irreg).		Side wall	Add for Hopper	Ded. for Obst.	Effective Depth	Add for Peak	Depth for Capac.	Bushels per Foot	Base Pack%	Bushel Capacity with Pack
					Length	Width									

Facility: Linton

Section: P

P	002	Square	work floor		0.000	4.800	3.500	40.00	0.00	0.00	40.000	0.000	40.0	13.5	2.00	551
P	003	Square	work floor		0.000	4.800	3.500	40.00	0.00	0.00	40.000	0.000	40.0	13.5	2.00	551
P	004	Square	work floor		0.000	4.800	3.500	40.00	0.00	0.00	40.000	0.000	40.0	13.5	2.00	551
P	005	Square	work floor		0.000	4.800	3.500	40.00	0.00	0.00	40.000	0.000	40.0	13.5	2.00	551
P	006	Square	work floor		0.000	9.800	6.600	40.00	0.00	0.00	40.000	0.000	40.0	52.0	4.50	2,174
P	007	Square	work floor		0.000	9.800	6.600	40.00	0.00	0.00	40.000	0.000	40.0	52.0	4.50	2,174
P	008 T	Square	work floor		0.000	9.800	3.200	40.00	0.00	0.00	40.000	0.000	40.0	25.2	2.50	1,033
P	008 B	Square	work floor -top 40'		0.000	10.00	9.800	18.00	0.00	0.00	18.000	0.000	18.0	78.8	5.50	1,496
P	009 T	Square	work floor		0.000	9.800	3.200	40.00	0.00	0.00	40.000	0.000	40.0	25.2	2.50	1,033
P	009 B	Square	work floor -top 40'		0.000	10.00	9.800	18.00	0.00	0.00	18.000	0.000	18.0	78.8	5.50	1,496
P	010	Square	work floor		0.000	10.00	6.600	40.00	0.00	0.00	40.000	0.000	40.0	53.1	4.50	2,220
P	011	Square	work floor		0.000	10.00	4.800	40.00	0.00	0.00	40.000	0.000	40.0	38.6	3.00	1,590
P	012 T	Square	work floor		0.000	10.00	3.200	40.00	0.00	0.00	40.000	0.000	40.0	25.7	2.50	1,054
P	012 B	Square	work floor -top 40'		0.000	10.00	10.00	18.00	0.00	0.00	18.000	0.000	18.0	80.4	5.50	1,527
P	013	Square	work floor		0.000	10.00	6.500	40.00	0.00	0.00	40.000	0.000	40.0	52.3	4.50	2,186
P	014 T	Irregular	work floor - 10x6.5 less		46.700	0.000	0.000	9.000	0.00	0.00	9.000	0.000	9.0	46.7	4.00	437
P	014 B	Square	work floor - top 9'		0.000	10.00	6.500	31.00	0.00	0.00	31.000	0.000	31.0	52.3	4.50	1,694
P	015	Square	work floor		0.000	10.00	4.800	40.00	0.00	0.00	40.000	0.000	40.0	38.6	3.00	1,590
P	016	Square	work floor		0.000	10.00	6.600	40.00	0.00	0.00	40.000	0.000	40.0	53.1	4.50	2,220
P	017 T	Square	work floor		0.000	10.00	3.200	40.00	0.00	0.00	40.000	0.000	40.0	25.7	2.50	1,054
P	017 B	Square	work floor -top 40'		0.000	10.00	10.00	18.00	0.00	0.00	18.000	0.000	18.0	80.4	5.50	1,527

Exam Date:06/13/2011

Farmers Elevator Incorporated, Wishek No
Box 276
Wishek , ND
County:

Page: 6

Examiner: 1

Status	Section	Bin Number	Bin Type	Base Point	Diameter or Bu/Ft (Irreg).		Side wall	Add for Hopper	Ded. for Obst.	Effective Depth	Add for Peak	Depth for Capac.	Bushels per Foot	Base Pack%	Bushel Capacity with Pack
					Length	Width									

Facility: Linton

Section: P

P	018 T		Square	work floor	0.000	10.00	3.200	40.00	0.00	0.00	40.000	0.000	40.0	25.7	2.50	1,054
P	018 B		Square	work floor -top 40'	0.000	10.00	10.00	18.00	0.00	0.00	18.000	0.000	18.0	80.4	5.50	1,527
P	019		Square	work floor	0.000	10.00	6.600	40.00	0.00	0.00	40.000	0.000	40.0	53.1	4.50	2,220
P	020 T		Irregular	work floor 10x6.6 less	40.200	0.000	0.000	9.000	0.00	0.00	9.000	0.000	9.0	40.2	3.00	373
P	020 B		Square	work floor -top 9'	0.000	10.00	6.600	31.00	0.00	0.00	31.000	0.000	31.0	53.1	4.50	1,720
P	021		Square	work floor	0.000	10.00	6.600	40.00	0.00	0.00	40.000	0.000	40.0	53.1	4.50	2,220
P	201		Square	work floor	0.000	13.20	11.00	60.00	0.00	0.00	60.000	0.000	60.0	116.7	6.20	7,436
P	202		Square	work floor	0.000	13.50	11.00	60.00	0.00	0.00	60.000	0.000	60.0	119.4	6.20	7,608
P	203		Square	work floor	0.000	13.50	8.000	52.00	0.00	0.00	52.000	0.000	52.0	86.8	5.80	4,776
P	204		Square	work floor	0.000	13.50	11.00	60.00	0.00	0.00	60.000	0.000	60.0	119.4	6.20	7,608
P	205		Square	work floor	0.000	13.20	11.00	60.00	0.00	0.00	60.000	0.000	60.0	116.7	6.20	7,436
P	206		Square	work floor	0.000	13.20	8.000	52.00	0.00	0.00	52.000	0.000	52.0	84.9	5.80	4,671
P	207		Square	work floor	0.000	13.20	11.00	60.00	0.00	0.00	60.000	0.000	60.0	116.7	6.20	7,436
P	208		Square	work floor	0.000	13.70	8.000	52.00	0.00	0.00	52.000	0.000	52.0	88.1	5.80	4,847
P	209		Square	work floor	0.000	13.70	11.00	60.00	0.00	0.00	60.000	0.000	60.0	121.1	6.50	7,738
P	210		Square	work floor	0.000	13.60	11.00	60.00	0.00	0.00	60.000	0.000	60.0	120.3	6.50	7,687
P	211		Square	work floor	0.000	13.60	8.000	52.00	0.00	0.00	52.000	0.000	52.0	87.5	5.80	4,814
P	212		Square	work floor	0.000	13.60	11.00	60.00	0.00	0.00	60.000	0.000	60.0	120.3	6.50	7,687
P	213		Square	work floor	0.000	13.70	11.00	60.00	0.00	0.00	60.000	0.000	60.0	121.1	6.50	7,738
P	214		Square	work floor	0.000	13.20	11.00	60.00	0.00	0.00	60.000	0.000	60.0	116.7	6.20	7,436
P	215		Square	work floor	0.000	13.20	8.000	52.00	0.00	0.00	52.000	0.000	52.0	84.9	5.80	4,671

Exam Date:06/13/2011

Farmers Elevator Incorporated, Wishek No
 Box 276
 Wishek , ND
 County:

Examiner: 1

Status	Section	Bin Number	Bin Type	Base Point	Diameter or Bu/Ft (Irreg.)		Side wall	Add for Hopper	Ded. for Obst.	Effective Depth	Add for Peak	Depth for Capac.	Bushels per Foot	Base Pack%	Bushel Capacity with Pack
					Length	Width									

Facility: Linton

Section: P

	P	301	Peaked	top of sidewall	36.000	0.000	0.000	55.00	0.00	0.00	55.000	2.200	57.2	818.2	10.0	51,481
	P	302	Peaked	top of sidewall	36.000	0.000	0.000	55.00	0.00	0.00	55.000	2.200	57.2	818.2	10.0	51,481
Added	P	303	Peaked	top of sidewall	16.000	0.000	0.000	25.00	2.40	0.00	27.400	1.000	28.4	161.6	5.80	4,855
Added	P	304	Peaked	top of sidewall	16.000	0.000	0.000	15.00	2.40	0.00	17.400	1.000	18.4	161.6	5.80	3,145
Added	P	305	Peaked	top of sidewall	30.000	0.000	0.000	34.67	0.00	0.00	34.670	1.800	36.5	568.2	9.00	22,606
Added	P	306	Peaked	top of sidewall	30.000	0.000	0.000	34.67	0.00	0.00	34.670	1.800	36.5	568.2	9.00	22,606

Bin count: 48

Facility: Linton Section: P Total: 293,586

To Even: 294,000

Section: Y

	Y	Ground	Hemispher ground		86.500	0.000	0.000	15.00	0.00	0.00	15.000	0.000	15.0	9080.4	10.0	149,827
--	---	--------	------------------	--	--------	-------	-------	-------	------	------	--------	-------	------	--------	------	---------

Bin count: 1

Facility: Linton Section: Y Total: 149,827

To Even: 150,000

Exam Date:06/13/2011

Farmers Elevator Incorporated, Wishek No
Box 276
Wishek , ND
County:

Page: 8

Examiner: 1

Status	Section	Bin Number	Bin Type	Base Point	Diameter or Bu/Ft (Irreg).	Length	Width	Side wall	Add for Hopper	Ded. for Obst.	Effective Depth	Add for Peak	Depth for Capac.	Bushels per Foot	Base Pack%	Bushel Capacity with Pack
--------	---------	------------	----------	------------	-------------------------------	--------	-------	--------------	----------------------	----------------------	--------------------	--------------------	------------------------	------------------------	---------------	------------------------------

Facility: Wishek

Section: A

A	001	Square	work floor		0.000	9.500	8.700	48.40	0.00	0.00	48.400	0.000	48.4	66.4	5.00	3,375
A	002	Square	work floor		0.000	9.500	8.700	48.40	0.00	0.00	48.400	0.000	48.4	66.4	5.00	3,375
A	003	Square	work floor		0.000	9.500	8.700	48.40	0.00	0.00	48.400	0.000	48.4	66.4	5.00	3,375
A	004	Square	work floor		0.000	9.500	8.700	48.40	0.00	0.00	48.400	0.000	48.4	66.4	5.00	3,375
A	005	Square	work floor		0.000	9.500	8.700	48.40	0.00	0.00	48.400	0.000	48.4	66.4	5.00	3,375
A	006	Square	work floor		0.000	9.500	8.700	48.40	0.00	0.00	48.400	0.000	48.4	66.4	5.00	3,375
A	007 T	Irregular	work floor 9.6x5.2 less		31.200	0.000	0.000	6.000	0.00	0.00	6.000	0.000	6.0	31.2	2.50	192
A	007 B	Square	work floor - top 6'		0.000	9.600	5.200	27.00	0.00	0.00	27.000	0.000	27.0	40.1	3.00	1,115
A	008	Square	work floor		0.000	9.700	5.200	31.50	0.00	0.00	31.500	0.000	31.5	40.5	3.00	1,314
A	009	Square	work floor		0.000	9.700	5.500	31.50	0.00	0.00	31.500	0.000	31.5	42.9	3.50	1,398
A	010 T	Irregular	work floor 9.6x5.5 less		33.500	0.000	0.000	6.000	0.00	0.00	6.000	0.000	6.0	33.5	2.50	206
A	010 B	Square	work floor - top 6'		0.000	9.600	5.500	27.00	0.00	0.00	27.000	0.000	27.0	42.4	3.50	1,185
A	011	Square	work floor		0.000	9.500	4.300	32.00	0.00	0.00	32.000	0.000	32.0	32.8	2.50	1,076
A	101	Square	work floor		0.000	4.900	4.800	40.00	0.00	0.00	40.000	0.000	40.0	18.9	2.00	771
A	102	Square	work floor		0.000	8.800	4.800	57.00	0.00	0.00	57.000	0.000	57.0	34.0	2.50	1,986
A	103	Square	work floor		0.000	9.000	3.800	37.00	0.00	0.00	37.000	0.000	37.0	27.5	2.50	1,043
A	105	Square	work floor		0.000	9.000	4.500	37.00	0.00	0.00	37.000	0.000	37.0	32.6	2.50	1,236
A	106	Square	work floor		0.000	9.000	4.100	37.00	0.00	0.00	37.000	0.000	37.0	29.7	2.50	1,126
A	107	Square	work floor		0.000	8.800	4.700	57.00	0.00	0.00	57.000	0.000	57.0	33.2	2.50	1,939
A	108	Square	work floor		0.000	4.900	2.600	40.00	0.00	0.00	40.000	0.000	40.0	10.2	2.00	416
A	109	Square	work floor		0.000	10.70	3.100	37.50	0.00	0.00	37.500	0.000	37.5	26.7	2.50	1,026

Exam Date:06/13/2011

Farmers Elevator Incorporated, Wishek No
 Box 276
 Wishek , ND
 County:

Examiner: 1

Status	Section	Bin Number	Bin Type	Base Point	Diameter or Bu/Ft (Irreg).		Side wall	Add for Hopper	Ded. for Obst.	Effective Depth	Add for Peak	Depth for Capac.	Bushels per Foot	Base Pack%	Bushel Capacity with Pack
					Length	Width									

Facility: Wishek

Section: A

A	110	Square	work floor	0.000	4.900	4.500	40.00	0.00	0.00	40.000	0.000	40.0	17.7	2.00	722
A	111	Square	work floor	0.000	4.900	3.100	40.00	0.00	0.00	40.000	0.000	40.0	12.2	2.00	498
A	112	Square	work floor	0.000	8.800	4.700	57.00	0.00	0.00	57.000	0.000	57.0	33.2	2.50	1,939
A	113	Square	work floor	0.000	9.000	4.100	37.00	0.00	0.00	37.000	0.000	37.0	29.7	2.50	1,126
A	114	Square	work floor	0.000	9.000	4.200	37.00	0.00	0.00	37.000	0.000	37.0	30.4	2.50	1,153
A	115	Square	work floor	0.000	6.000	5.100	38.00	0.00	0.00	38.000	0.000	38.0	24.6	2.50	958
A	116	Square	work floor	0.000	9.000	4.000	37.00	0.00	0.00	37.000	0.000	37.0	28.9	2.50	1,096
A	117	Square	work floor	0.000	8.800	4.700	57.00	0.00	0.00	57.000	0.000	57.0	33.2	2.50	1,939
A	118	Square	work floor	0.000	5.600	4.900	40.00	0.00	0.00	40.000	0.000	40.0	22.1	2.00	902
A	119	Square	work floor	0.000	10.70	3.300	37.50	0.00	0.00	37.500	0.000	37.5	28.4	2.50	1,092
A	201	Peaked	top of sidewall	32.800	0.000	0.000	57.50	0.00	0.00	57.500	2.000	59.5	679.2	9.50	44,251
A	202	Peaked	top of sidewall	32.800	0.000	0.000	57.50	0.00	0.00	57.500	2.000	59.5	679.2	9.50	44,251
A	203	Peaked	top of sidewall	42.000	0.000	0.000	58.70	0.00	0.00	58.700	2.500	61.2	1113.7	10.0	74,974

Bin count: 34

Facility: Wishek Section: A Total: 211,180

To Even: 212,000

Section: C

C	100	Flat	cross tie rods	0.000	100.0	60.00	18.80	0.00	0.00	18.800	0.000	18.8	4823.2	10.0	99,744
---	-----	------	----------------	-------	-------	-------	-------	------	------	--------	-------	------	--------	------	--------

Bin count: 1

Facility: Wishek Section: C Total: 99,744

To Even: 100,000

Exam Date:06/13/2011

Farmers Elevator Incorporated, Wishek No
 Box 276
 Wishek , ND
 County:

Examiner: 1

Status	Section	Bin Number	Bin Type	Base Point	Diameter or Bu/Ft (Irreg.)	Length	Width	Side wall	Add for Hopper	Ded. for Obst.	Effective Depth	Add for Peak	Depth for Capac.	Bushels per Foot	Base Pack%	Bushel Capacity with Pack
--------	---------	------------	----------	------------	-------------------------------	--------	-------	--------------	----------------------	----------------------	--------------------	--------------------	------------------------	------------------------	---------------	------------------------------

Facility: Wishek

Section: E

E	003	Peaked	top of sidewall		42.000	0.000	0.000	22.00	0.00	0.00	22.000	2.500	24.5	1113.7	10.0	30,015
E	004	Peaked	top of sidewall		42.000	0.000	0.000	22.00	0.00	0.00	22.000	2.500	24.5	1113.7	10.0	30,015
E	005	Peaked	top of sidewall		42.000	0.000	0.000	22.00	0.00	0.00	22.000	2.500	24.5	1113.7	10.0	30,015
E	006	Peaked	top of sidewall		42.000	0.000	0.000	22.00	0.00	0.00	22.000	2.500	24.5	1113.7	10.0	30,015
E	010	Peaked	top of sidewall		18.000	0.000	0.000	17.50	0.00	0.00	17.500	1.100	18.6	204.6	6.00	4,034
E	011	Peaked	top of sidewall		18.000	0.000	0.000	17.50	0.00	0.00	17.500	1.100	18.6	204.6	6.00	4,034
E	012	Peaked	top of sidewall		24.000	0.000	0.000	16.00	0.00	0.00	16.000	1.400	17.4	363.7	7.80	6,822
E	013	Peaked	top of sidewall		42.000	0.000	0.000	33.30	0.00	0.00	33.300	2.500	35.8	1113.7	10.0	43,857
E	014	Peaked	top of sidewall		42.000	0.000	0.000	33.30	0.00	0.00	33.300	2.500	35.8	1113.7	10.0	43,857

Bin count: 9

Facility: Wishek Section: E Total: 222,664

To Even: 223,000

Section: Z

Z	Ground	Hemispher	ground		86.500	0.000	0.000	15.00	0.00	0.00	15.000	0.000	15.0	9080.4	10.0	149,827
---	--------	-----------	--------	--	--------	-------	-------	-------	------	------	--------	-------	------	--------	------	---------

Bin count: 1

Facility: Wishek Section: Z Total: 149,827

To Even: 150,000

Overall Licensed Bin Capacity for:

Farmers Elevator Incorporated, Wishek No

Bin count: 153

Licensed Capacity:
(includes pack)

1,893,267 Bu.

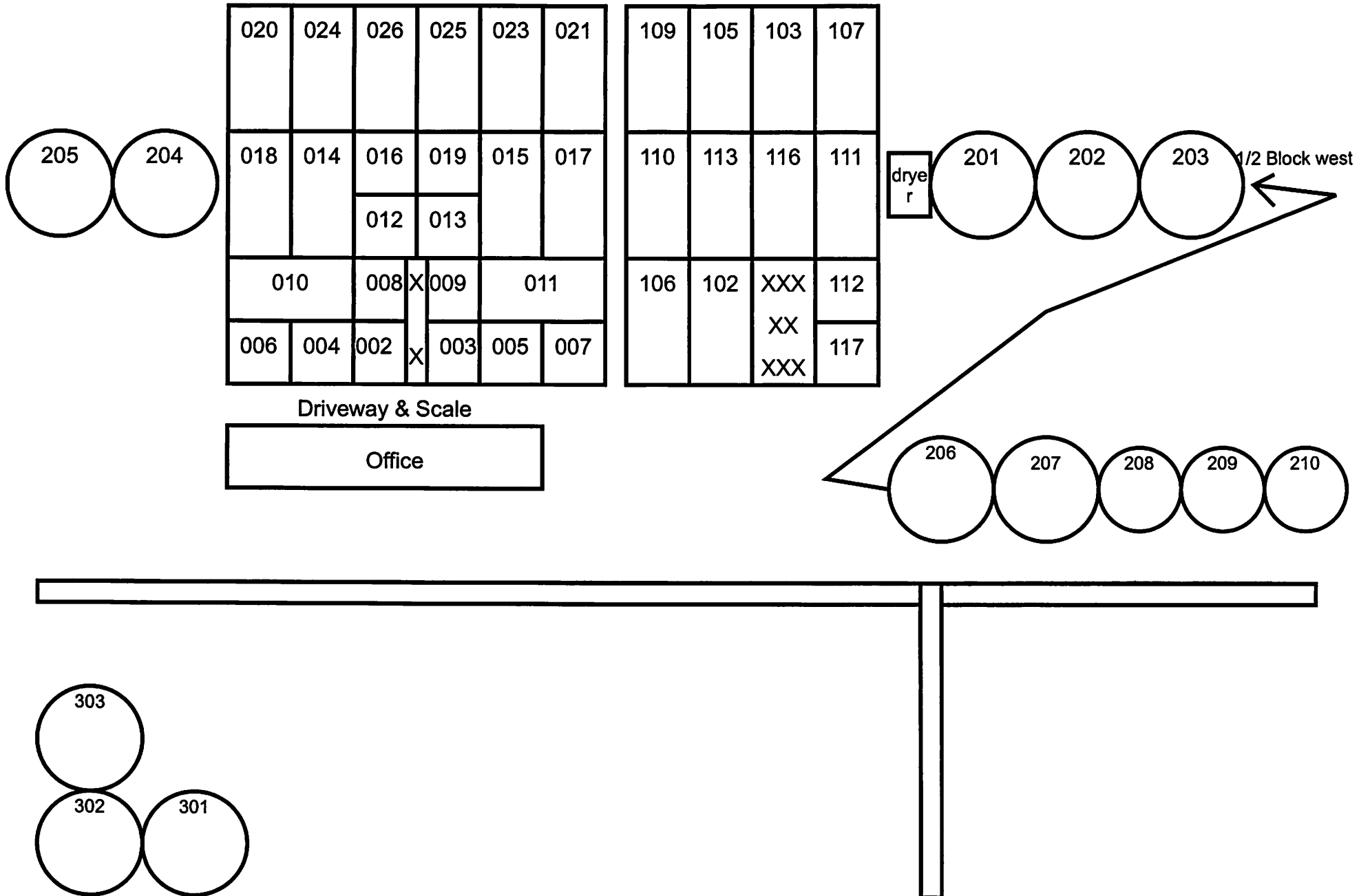
Licensed Capacity (to even):

1,897,000 Bu.

(includes pack and section totals are rounded up to next highest 1000)

Farmers Elevator, Inc.

section F
Fredonia, North Dakota



Farmers Elevator, Inc.

Section P

Linton, North Dakota

#####

Annex 1

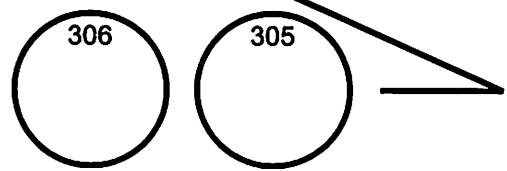
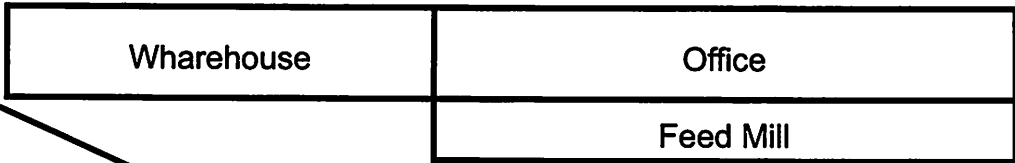
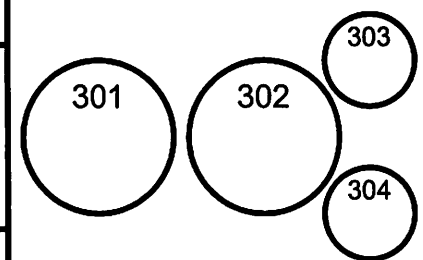
106	107	109	
DELETED 05/25/10			
104	103	111	110
DELETED 05/25/10			
101	102	XX	112
DELETED 05/25/10			
		X	
		XX	

Elevator # 1

018	016	020	021	019	017	
012	010	014	013	015		
				011		
008	006	004	X	005	007	009
		002	X	003		

Annex 2

201	202	210	209	207
206	203	211	208	215
205	204	212	213	214



Farmers Elevator, Inc.

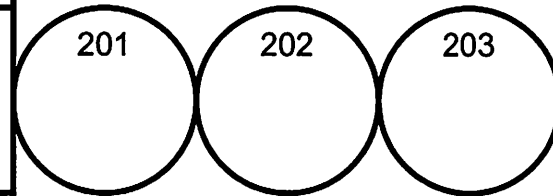
wishek, north Dakota

Section A



117	116	114	113	112
118	119	115	109	111
101		xxxx xx		110
102	103	105	106	107

003	009	008	004
002	010	007	005
001	011	xxxx xxx xxx	006



Driveway & Scale

