

Exam Date:09/21/2011

Adrian Equity LLC
8924 56th St. SE
Adrian , ND
County: LaMoure

Page: 1

Examiner: 1

Status	Section	Bin Number	Bin Type	Base Point	Diameter or Bu/Ft (Irreg).		Side wall	Add for Hopper	Ded. for Obst.	Effective Depth	Add for Peak	Depth for Capac.	Bushels per Foot	Base Pack%	Bushel Capacity with Pack	
					Length	Width										
	Section: A															
	A	001 T	Square	work floor	0.000	4.700	4.000	24.00	0.00	0.00	24.000	0.000	24.0	15.1	2.00	369
	A	001 B	Square	work floor -top 24'	0.000	9.800	4.000	29.00	0.00	0.00	29.000	0.000	29.0	31.5	2.50	937
	A	003	Square	work floor	0.000	9.800	6.900	55.00	0.00	0.00	55.000	0.000	55.0	54.4	4.50	3,127
	A	004 T	Square	work floor	0.000	9.800	6.900	55.00	0.00	0.00	55.000	0.000	55.0	54.4	4.50	3,127
	A	004 B	Square	work floor -top 55'	0.000	13.80	9.400	14.00	0.00	0.00	14.000	0.000	14.0	104.3	6.00	1,548
	A	006	Square	work floor	0.000	12.80	6.900	53.00	0.00	0.00	53.000	0.000	53.0	71.0	5.20	3,959
	A	007	Square	work floor	0.000	12.80	6.900	53.00	0.00	0.00	53.000	0.000	53.0	71.0	5.20	3,959
	A	008	Square	work floor	0.000	12.80	6.800	53.00	0.00	0.00	53.000	0.000	53.0	70.0	5.20	3,903
	A	009	Square	work floor	0.000	9.800	6.900	53.00	0.00	0.00	53.000	0.000	53.0	54.4	4.50	3,013
	A	010 T	Square	work floor	0.000	9.800	6.900	53.00	0.00	0.00	53.000	0.000	53.0	54.4	4.50	3,013
	A	010 B	Square	work floor - top 53'	0.000	13.80	9.400	16.00	0.00	0.00	16.000	0.000	16.0	104.3	6.00	1,769
	A	011	Square	work floor	0.000	9.800	6.800	53.00	0.00	0.00	53.000	0.000	53.0	53.6	4.50	2,969
	A	012	Square	work floor	0.000	12.80	6.800	53.00	0.00	0.00	53.000	0.000	53.0	70.0	5.20	3,903
	A	014 T	Square	work floor	0.000	6.800	5.000	16.00	0.00	0.00	16.000	0.000	16.0	27.3	2.50	448
	A	014 B	Square	work floor - top 16	0.000	9.800	6.800	37.00	0.00	0.00	37.000	0.000	37.0	53.6	4.50	2,072
	A	015 T	Square	work floor	0.000	9.800	6.900	53.00	0.00	0.00	53.000	0.000	53.0	54.4	4.50	3,013
	A	015 B	Square	work floor -top 53'	0.000	13.80	9.400	16.00	0.00	0.00	16.000	0.000	16.0	104.3	6.00	1,769
	A	016	Square	work floor	0.000	9.800	6.900	53.00	0.00	0.00	53.000	0.000	53.0	54.4	4.50	3,013
	A	017	Square	work floor	0.000	12.80	6.900	53.00	0.00	0.00	53.000	0.000	53.0	71.0	5.20	3,959
	A	018	Square	work floor	0.000	12.80	6.900	53.00	0.00	0.00	53.000	0.000	53.0	71.0	5.20	3,959
	A	020 T	Square	work floor	0.000	4.700	4.000	24.00	0.00	0.00	24.000	0.000	24.0	15.1	2.00	369
	A	020 B	Square	work floor -top 24'	0.000	9.800	4.000	29.00	0.00	0.00	29.000	0.000	29.0	31.5	2.50	937
	A	021 T	Square	work floor	0.000	9.800	6.900	55.00	0.00	0.00	55.000	0.000	55.0	54.4	4.50	3,127

Exam Date:09/21/2011

Adrian Equity LLC
8924 56th St. SE
Adrian , ND
County: LaMoure

Page: 2

Examiner: 1

Status	Section	Bin Number	Bin Type	Base Point	Diameter or Bu/Ft (Irreg).		Side wall	Add for Hopper	Ded. for Obst.	Effective Depth	Add for Peak	Depth for Capac.	Bushels per Foot	Base Pack%	Bushel Capacity with Pack	
					Length	Width										
A	021 B		Square	work floor -top 55'	0.000	13.80	9.400	14.00	0.00	0.00	14.000	0.000	14.0	104.3	6.00	1,548
A	022		Square	work floor	0.000	9.800	6.900	55.00	0.00	0.00	55.000	0.000	55.0	54.4	4.50	3,127
A	101		Peaked	top of sidewall 8.5' hppr	18.000	0.000	0.000	22.30	2.80	0.00	25.100	1.100	26.2	204.6	6.00	5,683
A	102		Peaked	top of sidewall 8.5' hppr	18.000	0.000	0.000	22.30	2.80	0.00	25.100	1.100	26.2	204.6	6.00	5,683
A	201		Peaked	top of sidewall	27.000	0.000	0.000	53.40	3.50	0.00	56.900	1.600	58.5	460.3	8.50	29,217
A	202		Peaked	top of sidewall	36.000	0.000	0.000	64.75	0.00	0.00	64.750	2.200	67.0	818.2	10.0	60,301
A	203		Peaked	top of sidewall	48.000	0.000	0.000	61.20	0.00	0.00	61.200	3.400	64.6	1454.6	10.0	103,364
A	204		Peaked	eave at sidewall	48.000	0.000	0.000	61.20	0.00	0.00	61.200	3.400	64.6	1454.6	10.0	103,364
A	205		Peaked	eave at sidewall	48.000	0.000	0.000	62.40	0.00	0.00	62.400	3.400	65.8	1454.6	10.0	105,284
A	206		Peaked	eave at sidewall	48.000	0.000	0.000	62.40	0.00	0.00	62.400	3.400	65.8	1454.6	10.0	105,284
A	301		Peaked	eave at sidewall	42.000	0.000	0.000	31.80	0.00	0.00	31.800	2.500	34.3	1113.7	10.0	42,020
A	302		Peaked	eave at sidewall	42.000	0.000	0.000	31.80	0.00	0.00	31.800	2.500	34.3	1113.7	10.0	42,020
A	303		Peaked	eave at sidewall	42.000	0.000	0.000	31.80	0.00	0.00	31.800	2.500	34.3	1113.7	10.0	42,020

Bin count: 36

Facility: Adrian Section: A Total: 707,177

To Even: 708,000

Overall Licensed Bin Capacity for:

Adrian Equity LLC

Bin count: 36

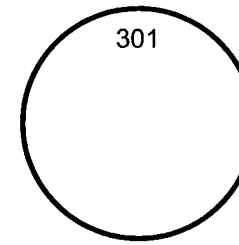
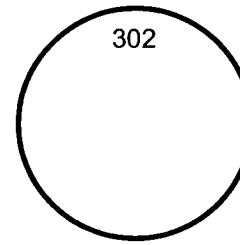
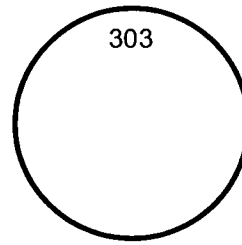
Licensed Capacity:
(includes pack)

707,177 Bu.

Licensed Capacity (to even):(includes pack and section totals are
rounded up to next highest 1000)

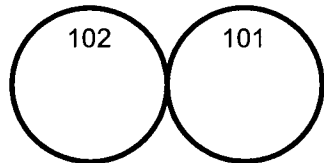
708,000 Bu.

ADRIAN EQUITY LLC
ADRIAN N.D.
SECTION A



BNSF RAIL ROAD

15	16	14	11	9	10
17	18	12	8	6	7
21	22	20	1	3	4

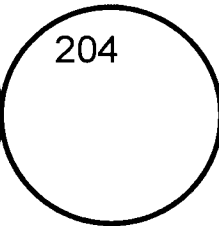
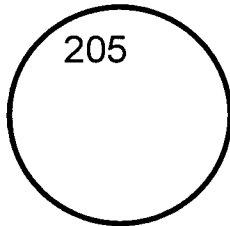
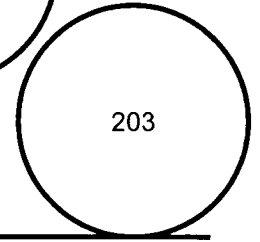
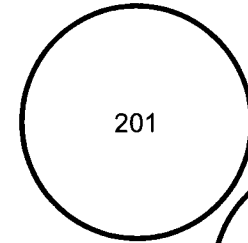
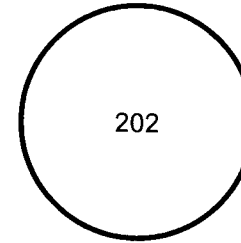


OFFICE

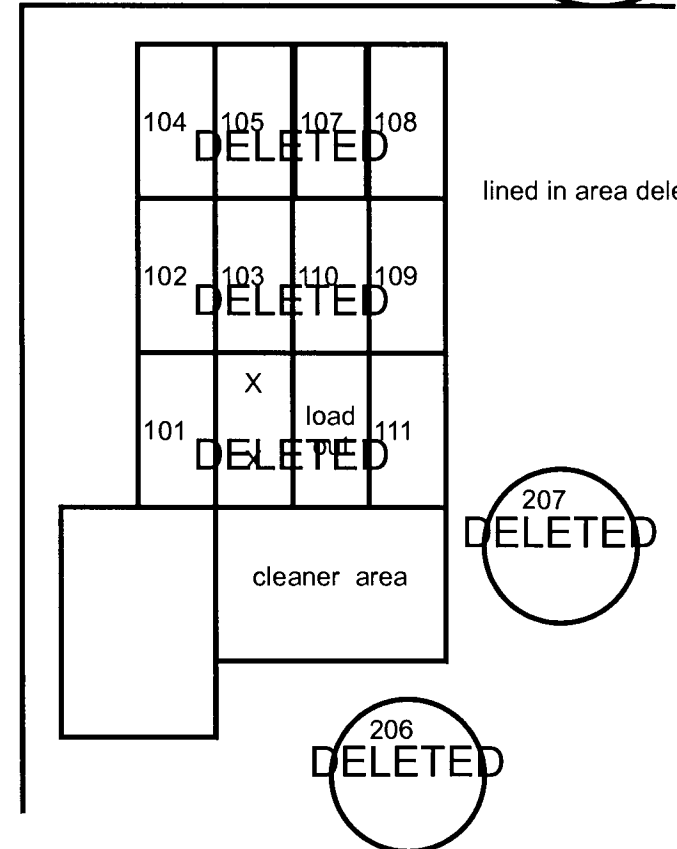
north

3 0 1
not licensed

15	16	14	11	9	10
17	18	12	8	6	7
21	22	20	1	3	4
		X	X		



MDSE	OFFICE
------	--------



ADRIAN EQUITY LLC
ADRIAN N.D.
SECTION A
NORTH

