

Exam Date:08/17/2011

Farmers Elevator Company of Forest River

Page: 1

Examiner: 2

Box 98
 Forest River , ND
 County:
 Phone: 701-248-3252
 CCC Number:

Location/Container Numbers/Comments	Section	Capacity
PART A - ADDITIONAL SPACE TO BE INCLUDED UNDER LICENSE		
503	A	214,216
	Total:	214,216
PART B - SPACE TO BE DELETED UNDER LICENSE		
001	C	50,909
	Total:	50,909
PART C - ALL SPACE TO BE INCLUDED UNDER LICENSE		
	A	671,000
	B	12,000
	G	167,000
	Total:	850,000
PART D - TOTAL CAPACITY BY FUNCTIONAL UNIT		
Forest River 333	A B G	850,000
	Total:	850,000

Exam Date:08/17/2011

Farmers Elevator Company of Forest River

Page: 1

Examiner: 2

Box 98
Forest River , ND
County:

Status	Section	Bin Number	Bin Type	Base Point	Diameter or Bu/Ft (Irreg).		Side wall	Add for Hopper	Ded. for Obst.	Effective Depth	Add for Peak	Depth for Capac.	Bushels per Foot	Base Pack%	Bushel Capacity with Pack
					Length	Width									

Facility: Forest River

Section: A

A	002 T	Square	bin floor		0.000	5.100	3.200	20.00	0.00	0.00	20.000	0.000	20.0	13.1	2.00	267
A	002 B	Square	bin floor -- top 20'		0.000	10.50	3.200	22.00	0.00	0.00	22.000	0.000	22.0	27.0	2.50	609
A	003	Square	bin floor		0.000	5.000	3.200	20.00	0.00	0.00	20.000	0.000	20.0	12.9	2.00	263
A	004	Square	bin floor		0.000	5.000	5.900	51.00	0.00	0.00	51.000	0.000	51.0	23.7	2.00	1,233
A	005	Square	bin floor		0.000	5.000	5.800	51.00	0.00	0.00	51.000	0.000	51.0	23.3	2.00	1,212
A	006 T	Square	bin floor		0.000	5.100	12.00	52.50	0.00	0.00	52.500	0.000	52.5	49.2	4.20	2,691
A	006 B	Square	bin floor -- top floor 52.5'		0.000	10.40	11.80	12.50	0.00	0.00	12.500	0.000	12.5	98.6	6.00	1,307
A	007	Square	bin floor		0.000	11.00	6.100	49.00	0.00	0.00	49.000	0.000	49.0	53.9	4.50	2,760
A	008	Square	bin floor		0.000	11.00	5.500	49.00	0.00	0.00	49.000	0.000	49.0	48.6	4.20	2,481
A	009	Square	bin floor		0.000	10.80	12.00	65.00	0.00	0.00	65.000	0.000	65.0	104.2	6.00	7,179
A	010 T	Square	bin floor		0.000	10.90	4.000	14.00	0.00	0.00	14.000	0.000	14.0	35.0	3.00	505
A	010 B	Square	bin floor -- top 14'		0.000	10.80	6.400	35.00	0.00	0.00	35.000	0.000	35.0	55.6	4.80	2,039
A	012	Square	bin floor		0.000	6.400	5.000	50.00	0.00	0.00	50.000	0.000	50.0	25.7	2.50	1,317
A	013	Square	bin floor		0.000	10.80	6.600	49.00	0.00	0.00	49.000	0.000	49.0	57.3	4.80	2,943
A	014	Square	bin floor		0.000	6.600	5.000	50.00	0.00	0.00	50.000	0.000	50.0	26.5	2.50	1,358
A	015	Square	bin floor		0.000	10.80	12.10	65.00	0.00	0.00	65.000	0.000	65.0	105.0	6.00	7,235
A	016	Square	bin floor		0.000	11.00	5.500	49.00	0.00	0.00	49.000	0.000	49.0	48.6	4.20	2,481
A	017	Square	bin floor		0.000	11.00	6.100	49.00	0.00	0.00	49.000	0.000	49.0	53.9	4.50	2,760
A	019	Square	bin floor		0.000	5.500	6.600	50.00	0.00	0.00	50.000	0.000	50.0	29.2	2.50	1,497
A	020 T	Square	bin floor		0.000	5.100	12.10	52.50	0.00	0.00	52.500	0.000	52.5	49.6	4.20	2,713
A	020 B	Square	bin floor --top 52.5'		0.000	10.40	11.80	12.50	0.00	0.00	12.500	0.000	12.5	98.6	6.00	1,307

Exam Date:08/17/2011

Farmers Elevator Company of Forest River
Box 98
Forest River , ND
County:

Page: 2

Examiner: 2

Status	Section	Bin Number	Bin Type	Base Point	Diameter or Bu/Ft (Irreg.)		Side wall	Add for Hopper	Ded. for Obst.	Effective Depth	Add for Peak	Depth for Capac.	Bushels per Foot	Base Pack%	Bushel Capacity with Pack
					Length	Width									

Facility: Forest River

Section: A

A	021	Square	bin floor		0.000	5.000	5.900	51.00	0.00	0.00	51.000	0.000	51.0	23.7	2.00	1,233
A	022	Square	bin floor		0.000	5.000	5.800	51.00	0.00	0.00	51.000	0.000	51.0	23.3	2.00	1,212
A	023	Square	bin floor		0.000	10.50	2.800	46.00	0.00	0.00	46.000	0.000	46.0	23.6	2.00	1,108
A	024	Square	bin floor		0.000	5.500	6.400	50.00	0.00	0.00	50.000	0.000	50.0	28.3	2.50	1,450
A	101	Square	bin floor		0.000	11.50	11.50	39.00	0.00	0.00	39.000	0.000	39.0	106.3	6.20	4,403
A	102	Square	bin floor		0.000	11.50	11.70	39.00	0.00	0.00	39.000	0.000	39.0	108.2	6.20	4,482
A	103	Square	bin floor		0.000	11.50	11.70	39.00	0.00	0.00	39.000	0.000	39.0	108.2	6.20	4,482
A	104	Square	bin floor		0.000	11.50	11.50	39.00	0.00	0.00	39.000	0.000	39.0	106.3	6.20	4,403
A	105 T	Square	bin floor		0.000	11.60	11.50	40.00	0.00	0.00	40.000	0.000	40.0	107.2	6.20	4,554
A	105 B	Square	bin floor -- top 40'		0.000	15.10	11.50	7.000	0.00	0.00	7.000	0.000	7.0	139.6	6.80	1,043
A	106 T	Square	bin floor		0.000	11.60	11.70	40.00	0.00	0.00	40.000	0.000	40.0	109.1	6.20	4,635
A	106 B	Square	bin floor -- top 40'		0.000	15.10	11.70	7.000	0.00	0.00	7.000	0.000	7.0	142.0	6.80	1,062
A	107 T	Square	bin floor		0.000	11.60	11.70	40.00	0.00	0.00	40.000	0.000	40.0	109.1	6.20	4,635
A	107 B	Square	bin floor -- top 40'		0.000	15.10	11.70	7.000	0.00	0.00	7.000	0.000	7.0	142.0	6.80	1,062
A	108 T	Square	bin floor		0.000	11.60	11.50	40.00	0.00	0.00	40.000	0.000	40.0	107.2	6.20	4,554
A	108 B	Square	bin floor -- top 40'		0.000	15.10	11.50	7.000	0.00	0.00	7.000	0.000	7.0	139.6	6.80	1,043
A	109 T	Square	bin floor		0.000	11.70	11.50	40.00	0.00	0.00	40.000	0.000	40.0	108.2	6.20	4,596
A	109 B	Square	bin floor -- top 40'		0.000	15.20	11.50	7.000	0.00	0.00	7.000	0.000	7.0	140.5	6.80	1,051
A	110 T	Square	bin floor		0.000	11.70	11.70	40.00	0.00	0.00	40.000	0.000	40.0	110.0	6.20	4,673
A	110 B	Square	bin floor -- top 40'		0.000	15.20	11.70	7.000	0.00	0.00	7.000	0.000	7.0	143.0	6.80	1,069
A	111 T	Square	bin floor		0.000	11.70	11.70	40.00	0.00	0.00	40.000	0.000	40.0	110.0	6.20	4,673

Exam Date:08/17/2011

Farmers Elevator Company of Forest River
Box 98
Forest River , ND
County:

Page: 3

Status	Section	Bin Number	Bin Type	Base Point	Diameter or Bu/Ft (Irreg.)	Length	Width	Side wall	Add for Hopper	Ded. for Obst.	Effective Depth	Add for Peak	Depth for Capac.	Bushels per Foot	Base Pack%	Bushel Capacity with Pack
--------	---------	------------	----------	------------	-------------------------------	--------	-------	--------------	----------------------	----------------------	--------------------	--------------------	------------------------	------------------------	---------------	------------------------------

Facility: Forest River

Section: A

A	111 B	Square	bin floor -- top 40'		0.000	15.20	11.70	7.000	0.00	0.00	7.000	0.000	7.0	143.0	6.80	1,069
A	112 T	Square	bin floor		0.000	11.70	11.50	40.00	0.00	0.00	40.000	0.000	40.0	108.2	6.20	4,596
A	112 B	Square	bin floor -- top 40'		0.000	15.20	11.50	7.000	0.00	0.00	7.000	0.000	7.0	140.5	6.80	1,051
A	301 T	Square	bin floor		0.000	10.50	13.20	58.00	0.00	0.00	58.000	0.000	58.0	111.4	6.20	6,862
A	301 B	Square	bin floor -- top 58'		0.000	13.70	13.10	7.000	0.00	0.00	7.000	0.000	7.0	144.3	6.80	1,079
A	302	Square	bin floor		0.000	11.00	13.20	57.00	0.00	0.00	57.000	0.000	57.0	116.7	6.20	7,064
A	303 T	Square	bin floor		0.000	10.50	13.20	58.00	0.00	0.00	58.000	0.000	58.0	111.4	6.20	6,862
A	303 B	Square	bin floor -- top 58'		0.000	13.70	13.10	7.000	0.00	0.00	7.000	0.000	7.0	144.3	6.80	1,079
A	304 T	Square	bin floor		0.000	10.50	13.70	58.00	0.00	0.00	58.000	0.000	58.0	115.6	6.20	7,121
A	304 B	Square	bin floor		0.000	13.70	13.40	7.000	0.00	0.00	7.000	0.000	7.0	147.6	6.80	1,103
A	305	Square	bin floor		0.000	11.00	13.70	57.00	0.00	0.00	57.000	0.000	57.0	121.1	6.50	7,352
A	306 T	Square	bin floor		0.000	10.50	13.70	58.00	0.00	0.00	58.000	0.000	58.0	115.6	6.20	7,121
A	306 B	Square	bin floor -- top 58'		0.000	13.70	13.40	7.000	0.00	0.00	7.000	0.000	7.0	147.6	6.80	1,103
A	307 T	Square	bin floor		0.000	13.50	10.50	58.00	0.00	0.00	58.000	0.000	58.0	113.9	6.20	7,016
A	307 B	Square	bin floor -- top 58'		0.000	13.70	13.40	7.000	0.00	0.00	7.000	0.000	7.0	147.6	6.80	1,103
A	308	Square	bin floor		0.000	13.50	11.00	57.00	0.00	0.00	57.000	0.000	57.0	119.4	6.20	7,228
A	309 T	Square	bin floor		0.000	13.50	10.50	58.00	0.00	0.00	58.000	0.000	58.0	113.9	6.20	7,016
A	309 B	Square	bin floor -- top 58'		0.000	13.70	13.40	7.000	0.00	0.00	7.000	0.000	7.0	147.6	6.80	1,103
A	310 T	Square	bin floor		0.000	13.60	10.50	58.00	0.00	0.00	58.000	0.000	58.0	114.8	6.20	7,071
A	310 B	Square	bin floor -- top 58'		0.000	13.70	13.40	7.000	0.00	0.00	7.000	0.000	7.0	147.6	6.80	1,103
A	311 T	Square	bin floor -- top 34' is scale		0.000	13.20	10.50	12.50	0.00	0.00	12.500	0.000	12.5	111.4	6.20	1,479

Exam Date:08/17/2011

Farmers Elevator Company of Forest River
Box 98
Forest River , ND
County:

Page: 4

Status	Section	Bin Number	Bin Type	Base Point	Diameter or Bu/Ft (Irreg.) Length	Width	Side wall	Add for Hopper	Ded. for Obst.	Effective Depth	Add for Peak	Depth for Capac.	Bushels per Foot	Base Pack%	Bushel Capacity with Pack
--------	---------	------------	----------	------------	---	-------	--------------	----------------------	----------------------	--------------------	--------------------	------------------------	------------------------	---------------	------------------------------

Facility: Forest River

Section: A

A	311 M	Square	bin floor -- top 12.5'- M 12.3'	0.000	13.20	10.50	12.30	0.00	0.00	12.300	0.000	12.3	111.4	6.20	1,455
A	311B	Square	bin floor -- 24.8' to bottm	0.000	13.70	13.10	7.000	0.00	0.00	7.000	0.000	7.0	144.3	6.80	1,079
A	312	Square	bin floor	0.000	13.20	11.00	57.00	0.00	0.00	57.000	0.000	57.0	116.7	6.20	7,064
A	313 T	Square	bin floor	0.000	13.20	10.50	58.00	0.00	0.00	58.000	0.000	58.0	111.4	6.20	6,862
A	313 B	Square	bin floor - top 58'	0.000	13.70	13.10	7.000	0.00	0.00	7.000	0.000	7.0	144.3	6.80	1,079
A	314 T	Square	bin floor	0.000	13.60	10.50	58.00	0.00	0.00	58.000	0.000	58.0	114.8	6.20	7,071
A	314 B	Square	bin floor -- top 58'	0.000	13.70	13.40	7.000	0.00	0.00	7.000	0.000	7.0	147.6	6.80	1,103
A	315	Square	bin floor	0.000	13.60	11.00	57.00	0.00	0.00	57.000	0.000	57.0	120.3	6.50	7,303
A	401 T	Square	bin floor	0.000	16.30	13.40	55.50	0.00	0.00	55.500	0.000	55.5	175.6	7.00	10,428
A	401 B	Square	bin floor -- top 55.5'	0.000	13.70	13.20	6.500	0.00	0.00	6.500	0.000	6.5	145.4	6.80	1,009
A	402 T	Square	bin floor	0.000	16.30	13.40	55.50	0.00	0.00	55.500	0.000	55.5	175.6	7.00	10,428
A	402 B	Square	bin floor --- top 55.5'	0.000	13.70	13.20	6.500	0.00	0.00	6.500	0.000	6.5	145.4	6.80	1,009
A	403 T	Square	bin floor	0.000	16.30	13.70	55.50	0.00	0.00	55.500	0.000	55.5	179.5	7.00	10,659
A	403 B	Square	bin floor -- top 55.5'	0.000	13.70	13.50	6.500	0.00	0.00	6.500	0.000	6.5	148.7	6.80	1,033
A	404 T	Square	bin floor	0.000	16.30	13.70	55.50	0.00	0.00	55.500	0.000	55.5	179.5	7.00	10,659
A	404 B	Square	bin floor -- top 55.5'	0.000	13.70	13.50	6.500	0.00	0.00	6.500	0.000	6.5	148.7	6.80	1,033
A	405 T	Square	bin floor	0.000	16.30	13.60	55.50	0.00	0.00	55.500	0.000	55.5	178.2	7.00	10,582
A	405 B	Square	bin floor -- top 55.5'	0.000	13.70	13.40	6.500	0.00	0.00	6.500	0.000	6.5	147.6	6.80	1,024
A	406 T	Square	bin floor	0.000	16.30	13.60	55.50	0.00	0.00	55.500	0.000	55.5	178.2	7.00	10,582
A	406 B	Square	bin floor -- top 55.5'	0.000	13.70	13.40	6.500	0.00	0.00	6.500	0.000	6.5	147.6	6.80	1,024
A	407 T	Square	bin floor	0.000	16.30	13.70	55.50	0.00	0.00	55.500	0.000	55.5	179.5	7.00	10,659

Exam Date:08/17/2011

Farmers Elevator Company of Forest River

Page: 5

Examiner: 2

Box 98
Forest River , ND
County:

Status	Section	Bin Number	Bin Type	Base Point	Diameter or Bu/Ft (Irreg).		Side wall	Add for Hopper	Ded. for Obst.	Effective Depth	Add for Peak	Depth for Capac.	Bushels per Foot	Base Pack%	Bushel Capacity with Pack
					Length	Width									

Facility: Forest River

Section: A

A	407 B	Square	bin floor -- top 55.5'	0.000	13.70	13.50	6.500	0.00	0.00	6.500	0.000	6.5	148.7	6.80	1,033	
A	408 T	Square	bin floor	0.000	16.30	13.70	55.50	0.00	0.00	55.500	0.000	55.5	179.5	7.00	10,659	
A	408 B	Square	bin floor -- top 55.5'	0.000	13.70	13.50	6.500	0.00	0.00	6.500	0.000	6.5	148.7	6.80	1,033	
A	409 T	Square	bin floor	0.000	16.30	13.30	55.50	0.00	0.00	55.500	0.000	55.5	174.3	7.00	10,351	
A	409 B	Square	bin floor -- top 55.5'	0.000	13.70	13.10	6.500	0.00	0.00	6.500	0.000	6.5	144.3	6.80	1,002	
A	410 T	Square	bin floor	0.000	16.30	13.30	55.50	0.00	0.00	55.500	0.000	55.5	174.3	7.00	10,351	
A	410 B	Square	bin floor -- top 55.5'	0.000	13.70	13.10	6.500	0.00	0.00	6.500	0.000	6.5	144.3	6.80	1,002	
A	501	Peaked	top of sidewall	33.000	0.000	0.000	73.30	0.00	0.00	73.300	2.000	75.3	687.5	9.50	56,687	
A	502	Peaked	top of sidewall	33.000	0.000	0.000	73.30	0.00	0.00	73.300	2.000	75.3	687.5	9.50	56,687	
Added	A	503	Peaked	top of sidewall	71.700	0.000	0.000	55.00	0.00	0.00	55.000	5.000	60.0	3245.7	10.0	214,216

Bin count: 94

Facility: Forest River Section: A Total: **670,327**To Even: **671,000**

Section: B

B	001	Peaked	top of sidewall	14.500	0.000	0.000	17.00	2.20	0.00	19.200	0.900	20.1	132.7	5.50	2,814
B	002	Peaked	top of sidewall	14.500	0.000	0.000	17.00	2.20	0.00	19.200	0.900	20.1	132.7	5.50	2,814
B	003	Peaked	top of sidewall	14.500	0.000	0.000	17.00	2.20	0.00	19.200	0.900	20.1	132.7	5.50	2,814
B	004	Peaked	top of sidewall	14.500	0.000	0.000	17.00	2.20	0.00	19.200	0.900	20.1	132.7	5.50	2,814

Bin count: 4

Facility: Forest River Section: B Total: **11,256**To Even: **12,000**

Client ID: 612

NDPSC Bin Capacity Chart

08/17/2011 10:35:42 AM

Exam Date:08/17/2011

Farmers Elevator Company of Forest River
Box 98
Forest River , ND
County:

Page: 6

Examiner: 2

Status	Section	Bin Number	Bin Type	Base Point	Diameter or Bu/Ft (Irreg.) Length	Width	Side wall	Add for Hopper	Ded. for Obst.	Effective Depth	Add for Peak	Depth for Capac.	Bushels per Foot	Base Pack%	Bushel Capacity with Pack
--------	---------	------------	----------	------------	---	-------	--------------	----------------------	----------------------	--------------------	--------------------	------------------------	------------------------	---------------	------------------------------

Facility: Forest River**Section: G**

G	ground-1		Peaked	metal ring bunker on ground	106.00	0.000	0.000	4.500	0.00	0.00	4.500	7.400	11.9	7093.8	10.0	92,858
G	ground-2		Temporary	additional ground storage	7.000	169.0	40.00	9.100	0.00	0.00	9.100	3.200	12.3	5434.1	10.0	73,523

Bin count: 2

Facility: Forest River Section: G Total: 166,381

To Even: 167,000

Overall Licensed Bin Capacity for:

Farmers Elevator Company of Forest River

Bin count: 100

Licensed Capacity:
(includes pack)

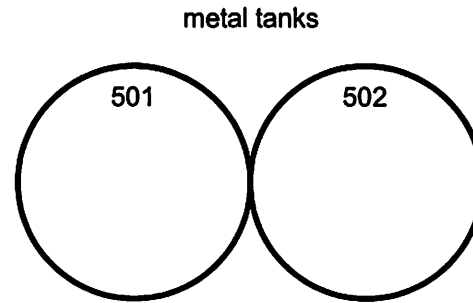
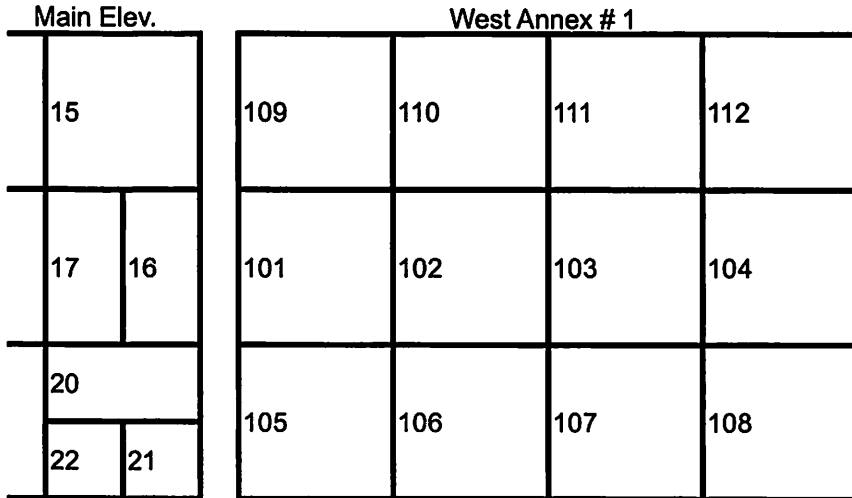
847,964 Bu.

Licensed Capacity (to even):
(includes pack and section totals are
rounded up to next highest 1000)

850,000 Bu.

FARMERS ELEVATOR COMPANY
FOREST RIVER ND
west annex # 1 & # 2
Section A

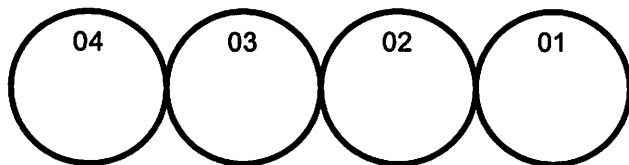
BNSF RAIL & CP RAIL



150 ft.

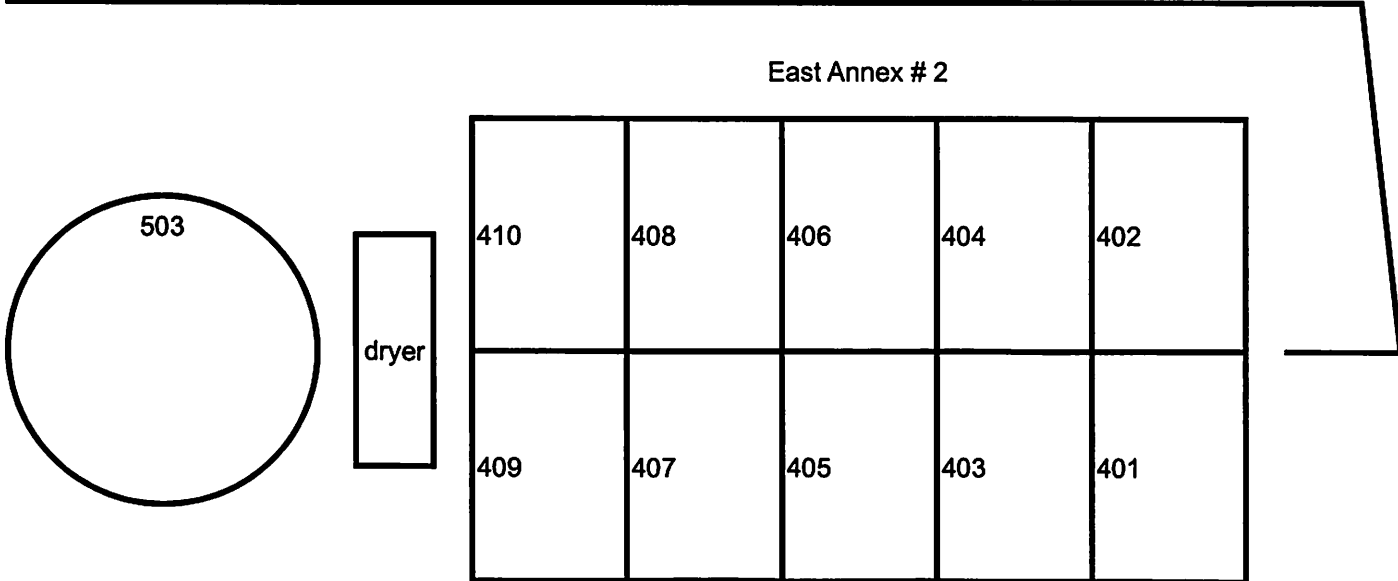
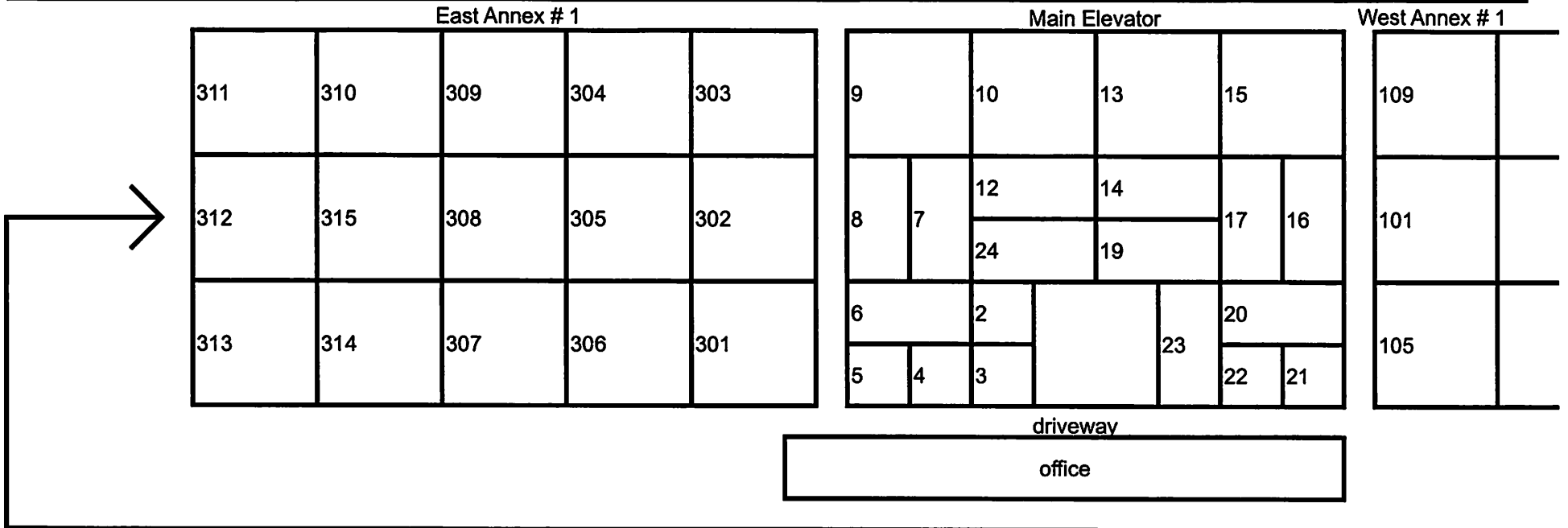
Deleted N/L
08-17-11
section C
Quonset
001

SECTION B



FARMERS ELEVATOR COMPANY
 FOREST RIVER ND
 main elevator & east annex # 1 & # 2
 Section A

BNSF RAIL & CP RAIL shared track



FARMERS ELEVATOR COMPANY
FOREST RIVER ND
SECTION A
basic layout

