

Exam Date:09/19/2011

Larson Grain Company
 PO Box 198
 LaMoure , ND
 County:
 Phone: 701-883-5201
 CCC Number:

Page: 1

Examiner: 1

Location/Container Numbers/Comments	Section	Capacity
PART A - ADDITIONAL SPACE TO BE INCLUDED UNDER LICENSE		
001	B	56,642
002	B	56,642
003	B	56,642
010	B	56,642
011	B	56,642
012	B	56,642
015	B	56,642
016	B	36,603
017	B	36,603
		Total: 469,700
PART B - SPACE TO BE DELETED UNDER LICENSE		
013	B	56,642
		Total: 56,642
PART C - ALL SPACE TO BE INCLUDED UNDER LICENSE		
	A	606,000
	A-1	311,000
	B	810,000
	B-1	432,000
	C	199,000
	C-1	461,000
	D	61,000
	E	189,000
	F	1,545,000
		Total: 4,614,000
PART D - TOTAL CAPACITY BY FUNCTIONAL UNIT		
Englevale 1113	A-1 B-1 C-1	1,204,000
Lamoure 213	A B C D E F	3,410,000
		Total: 4,614,000

Exam Date:09/19/2011

Larson Grain Company
PO Box 198
LaMoure , ND
County:

Page: 1

Examiner: 1

Status	Section	Bin Number	Bin Type	Base Point	Diameter or Bu/Ft (Irreg).		Side wall	Add for Hopper	Ded. for Obst.	Effective Depth	Add for Peak	Depth for Capac.	Bushels per Foot	Base Pack%	Bushel Capacity with Pack	
	Section: A															
	A	001	Peaked	Zero Point, top of sidewall	48.000	0.000	0.000	74.00	0.00	0.00	74.000	3.400	77.4	1454.6	10.0	123,845
	A	002	Peaked	Zero Point, top of sidewall	21.000	0.000	0.000	50.50	0.00	0.00	50.500	1.300	51.8	278.4	6.80	15,402
	A	003	Peaked	Zero Point, top of sidewall	21.000	0.000	0.000	50.50	0.00	0.00	50.500	1.300	51.8	278.4	6.80	15,402
	A	004	Peaked	Zero Point, top of sidewall	21.000	0.000	0.000	51.40	0.00	0.00	51.400	1.300	52.7	278.4	6.80	15,670
	A	005	Peaked	Zero Point, top of sidewall	48.000	0.000	0.000	77.50	0.00	0.00	77.500	3.400	80.9	1454.6	10.0	129,445
	A	006	Peaked	Zero Point, top of sidewall	48.000	0.000	0.000	80.60	0.00	0.00	80.600	3.400	84.0	1454.6	10.0	134,405
	A	007	Peaked	Zero Point, top of sidewall	54.000	0.000	0.000	80.60	0.00	0.00	80.600	3.800	84.4	1841.0	10.0	170,918

Bin count: 7

Facility: Lamoure Section: A Total: **605,087**To Even: **606,000****Section: A-1**

A-1	001	Peaked	Eave		30.000	0.000	0.000	57.50	0.00	0.00	57.500	1.800	59.3	568.2	9.00	36,726
A-1	002	Peaked	Eave		30.000	0.000	0.000	57.50	0.00	0.00	57.500	1.800	59.3	568.2	9.00	36,726
A-1	003	Peaked	Eave		30.000	0.000	0.000	57.50	0.00	0.00	57.500	1.800	59.3	568.2	9.00	36,726
A-1	004	Peaked	Eave		30.000	0.000	0.000	57.50	0.00	0.00	57.500	1.800	59.3	568.2	9.00	36,726
A-1	005	Peaked	Eave		30.000	0.000	0.000	57.50	0.00	0.00	57.500	1.800	59.3	568.2	9.00	36,726
A-1	006	Peaked	Eave		30.000	0.000	0.000	57.50	0.00	0.00	57.500	1.800	59.3	568.2	9.00	36,726
A-1	007	Peaked	Eave		30.000	0.000	0.000	57.50	0.00	0.00	57.500	1.800	59.3	568.2	9.00	36,726
A-1	008	Flat	sidewall		0.000	67.00	18.50	14.00	0.00	0.00	14.000	0.000	14.0	996.4	10.0	15,345
A-1	010	Flat	sidewall		0.000	65.60	18.50	14.00	0.00	0.00	14.000	0.000	14.0	975.6	10.0	15,024
A-1	011	Irregular	Floor over Bins		73.000	0.000	0.000	10.70	0.00	0.00	10.700	0.000	10.7	73.0	5.20	822
A-1	012	Irregular	Floor over Bins		52.600	0.000	0.000	10.30	0.00	0.00	10.300	0.000	10.3	52.6	4.50	566
A-1	013	Irregular	Floor over Bins		63.800	0.000	0.000	10.70	0.00	0.00	10.700	0.000	10.7	63.8	5.00	717

Exam Date:09/19/2011

Larson Grain Company

Page: 2

Examiner: 1

PO Box 198

LaMoure, ND

County:

Status	Section	Bin Number	Bin Type	Base Point	Diameter or Bu/Ft (Irreg).		Side wall	Add for Hopper	Ded. for Obst.	Effective Depth	Add for Peak	Depth for Capac.	Bushels per Foot	Base Pack%	Bushel Capacity with Pack
					Length	Width									

Section: A-1

	A-1	014	Peaked	eave		15.000	0.000	0.000	10.00	2.20	0.00	12.200	0.900	13.1	142.1	5.50	1,964
	A-1	015	Peaked	eave		15.000	0.000	0.000	10.00	2.20	0.00	12.200	0.900	13.1	142.1	5.50	1,964
	A-1	016	Flat	bag storage		0.000	60.00	40.00	8.000	0.00	0.00	8.000	0.000	8.0	1929.3	10.0	16,977

Bin count: 15

Facility: Englevale Section: A-1 Total: 310,461

To Even: 311,000

Section: B

Added	B	001	Peaked	33' sidewall ht. - 1' drying		48.000	0.000	0.000	32.00	0.00	0.00	32.000	3.400	35.4	1454.6	10.0	56,642
Added	B	002	Peaked	33' eave ht. 1' drying floor		48.000	0.000	0.000	32.00	0.00	0.00	32.000	3.400	35.4	1454.6	10.0	56,642
Added	B	003	Peaked	33' eave ht. - 1' drying floor		48.000	0.000	0.000	32.00	0.00	0.00	32.000	3.400	35.4	1454.6	10.0	56,642
	B	004	Peaked	33' eave ht. - 1' drying floor		48.000	0.000	0.000	32.00	0.00	0.00	32.000	3.400	35.4	1454.6	10.0	56,642
	B	005	Peaked	33' eave ht. - 1' drying floor		48.000	0.000	0.000	32.00	0.00	0.00	32.000	3.400	35.4	1454.6	10.0	56,642
	B	006	Peaked	33' eave ht - 1' drying floor		48.000	0.000	0.000	32.00	0.00	0.00	32.000	3.400	35.4	1454.6	10.0	56,642
	B	007	Peaked	33' eave ht. - 1' drying floor		48.000	0.000	0.000	32.00	0.00	0.00	32.000	3.400	35.4	1454.6	10.0	56,642
	B	008	Peaked	33' eave ht. - 1' drying floor		48.000	0.000	0.000	32.00	0.00	0.00	32.000	3.400	35.4	1454.6	10.0	56,642
	B	009	Peaked	33' eave ht. - 1' drying floor		48.000	0.000	0.000	32.00	0.00	0.00	32.000	3.400	35.4	1454.6	10.0	56,642
Added	B	010	Peaked	33' eave ht. - 1' drying floor		48.000	0.000	0.000	32.00	0.00	0.00	32.000	3.400	35.4	1454.6	10.0	56,642
Added	B	011	Peaked	33' eave ht. - 1' drying floor		48.000	0.000	0.000	32.00	0.00	0.00	32.000	3.400	35.4	1454.6	10.0	56,642
Added	B	012	Peaked	33' eave ht. - 1' drying floor		48.000	0.000	0.000	32.00	0.00	0.00	32.000	3.400	35.4	1454.6	10.0	56,642
Added	B	015	Peaked	33' eave ht. - 1' drying floor.		48.000	0.000	0.000	32.00	0.00	0.00	32.000	3.400	35.4	1454.6	10.0	56,642
Added	B	016	Peaked	top of sidewall		30.000	0.000	0.000	53.30	4.00	0.00	57.300	1.800	59.1	568.2	9.00	36,603
Added	B	017	Peaked	top of sidewall		30.000	0.000	0.000	53.30	4.00	0.00	57.300	1.800	59.1	568.2	9.00	36,603

Exam Date:09/19/2011

Examiner: 1

Larson Grain Company
PO Box 198
LaMoure, ND
County:

Page: 3

Status	Section	Bin Number	Bin Type	Base Point	Diameter or Bu/Ft (Irreg.) Length	Width	Side wall	Add for Hopper	Ded. for Obst.	Effective Depth	Add for Peak	Depth for Capac.	Bushels per Foot	Base Pack%	Bushel Capacity with Pack
Bin count:		15											Facility: Lamoure Section: B Total:	809,552	
														To Even:	810,000

Section: B-1

B-1	108	Peaked	eave		42.000	0.000	0.000	33.00	0.00	0.00	33.000	2.500	35.5	1113.7	10.0	43,490
B-1	109	Peaked	eave		42.000	0.000	0.000	33.00	0.00	0.00	33.000	2.500	35.5	1113.7	10.0	43,490
B-1	110	Peaked	eave		42.000	0.000	0.000	33.00	0.00	0.00	33.000	2.500	35.5	1113.7	10.0	43,490
B-1	111	Peaked	eave		42.000	0.000	0.000	33.00	0.00	0.00	33.000	2.500	35.5	1113.7	10.0	43,490
B-1	112	Peaked	eave		42.000	0.000	0.000	33.00	0.00	0.00	33.000	2.500	35.5	1113.7	10.0	43,490
B-1	113	Peaked	eave		42.000	0.000	0.000	31.80	0.00	0.00	31.800	2.500	34.3	1113.7	10.0	42,020
B-1	114	Peaked	eave		42.000	0.000	0.000	31.80	0.00	0.00	31.800	2.500	34.3	1113.7	10.0	42,020
B-1	115	Peaked	eave		42.000	0.000	0.000	33.00	0.00	0.00	33.000	2.500	35.5	1113.7	10.0	43,490
B-1	116	Peaked	eave		42.000	0.000	0.000	33.00	0.00	0.00	33.000	2.500	35.5	1113.7	10.0	43,490
B-1	117	Peaked	eave		42.000	0.000	0.000	33.00	0.00	0.00	33.000	2.500	35.5	1113.7	10.0	43,490
Bin count:		10											Facility: Englevale Section: B-1 Total:	431,960		
														To Even:	432,000	

Section: C

C	002 T	Square	work floor		0.000	8.500	10.00	64.00	0.00	0.00	64.000	0.000	64.0	68.3	5.20	4,598
C	002 B	Square	work floor- top 64'		0.000	20.00	8.500	6.000	0.00	0.00	6.000	0.000	6.0	136.7	6.50	873
C	003	Square	work floor-		0.000	8.500	7.000	51.00	0.00	0.00	51.000	0.000	51.0	47.8	4.00	2,536
C	005 T	Square	work floor-		0.000	8.500	10.00	64.00	0.00	0.00	64.000	0.000	64.0	68.3	5.20	4,598
C	005 B	Square	work floor-top 64'		0.000	20.00	8.500	6.000	0.00	0.00	6.000	0.000	6.0	136.7	6.50	873
C	006	Square	work floor-		0.000	11.00	10.00	51.00	0.00	0.00	51.000	0.000	51.0	88.4	5.80	4,769

Exam Date:09/19/2011

Larson Grain Company

Page: 4

Examiner: 1

PO Box 198

LaMoure , ND

County:

Status	Section	Bin Number	Bin Type	Base Point	Diameter or Bu/Ft (Irreg).		Side wall	Add for Hopper	Ded. for Obst.	Effective Depth	Add for Peak	Depth for Capac.	Bushels per Foot	Base Pack%	Bushel Capacity with Pack	
					Length	Width										
Section: C																
	C	008 T	Square	work floor-	0.000	14.50	9.500	61.00	0.00	0.00	61.000	0.000	61.0	110.7	6.20	7,172
	C	008 B	Square	work floor-top 61'	0.000	11.00	9.500	11.00	0.00	0.00	11.000	0.000	11.0	84.0	5.80	978
	C	009	Square	work floor-	0.000	9.500	8.500	65.00	0.00	0.00	65.000	0.000	65.0	64.9	5.00	4,430
	C	010	Square	work floor-	0.000	9.500	8.500	65.00	0.00	0.00	65.000	0.000	65.0	64.9	5.00	4,430
	C	011	Square	work floor-	0.000	14.20	9.500	72.00	0.00	0.00	72.000	0.000	72.0	108.4	6.20	8,289
	C	012	Square	work floor-	0.000	8.500	4.000	51.00	0.00	0.00	51.000	0.000	51.0	27.3	2.50	1,427
	C	013	Square	work floor	0.000	11.00	7.000	51.00	0.00	0.00	51.000	0.000	51.0	61.9	4.80	3,309
	C	014	Square	work floor	0.000	11.00	9.500	51.00	0.00	0.00	51.000	0.000	51.0	84.0	5.80	4,532
	C	015	Square	work floor	0.000	8.500	7.000	51.00	0.00	0.00	51.000	0.000	51.0	47.8	4.00	2,536
	C	016	Square	work floor	0.000	11.00	7.000	51.00	0.00	0.00	51.000	0.000	51.0	61.9	4.80	3,309
	C	018	Square	work floor	0.000	8.500	4.000	51.00	0.00	0.00	51.000	0.000	51.0	27.3	2.50	1,427
	C	019 T	Square	work floor	0.000	14.50	9.500	61.00	0.00	0.00	61.000	0.000	61.0	110.7	6.20	7,172
	C	019 B	Square	work floor-top 61'	0.000	11.00	9.500	11.00	0.00	0.00	11.000	0.000	11.0	84.0	5.80	978
	C	020	Square	work floor-top 61'	0.000	14.20	9.500	72.00	0.00	0.00	72.000	0.000	72.0	108.4	6.20	8,289
	C	021 T	Square	work floor-	0.000	14.50	9.500	61.00	0.00	0.00	61.000	0.000	61.0	110.7	6.20	7,172
	C	021 B	Square	work floor-top 61'	0.000	11.00	9.500	11.00	0.00	0.00	11.000	0.000	11.0	84.0	5.80	978
	C	022	Square	work floor-	0.000	14.20	9.500	72.00	0.00	0.00	72.000	0.000	72.0	108.4	6.20	8,289
	C	023 T	Square	work floor-	0.000	14.50	9.500	61.00	0.00	0.00	61.000	0.000	61.0	110.7	6.20	7,172
	C	023 B	Square	work floor-top 61'	0.000	11.00	9.500	11.00	0.00	0.00	11.000	0.000	11.0	84.0	5.80	978
	C	024	Square	work floor-	0.000	14.20	9.500	72.00	0.00	0.00	72.000	0.000	72.0	108.4	6.20	8,289
	C	101	Square	work floor-	0.000	14.00	7.500	49.00	0.00	0.00	49.000	0.000	49.0	84.4	5.80	4,376
	C	102	Square	work floor-	0.000	14.00	7.500	49.00	0.00	0.00	49.000	0.000	49.0	84.4	5.80	4,376
	C	103	Square	work floor-	0.000	14.00	7.500	49.00	0.00	0.00	49.000	0.000	49.0	84.4	5.80	4,376

Exam Date:09/19/2011

Larson Grain Company

Page: 5

Examiner: 1

PO Box 198
LaMoure, ND
County:

Status	Section	Bin Number	Bin Type	Base Point	Diameter or Bu/Ft (Irreg).		Side wall	Add for Hopper	Ded. for Obst.	Effective Depth	Add for Peak	Depth for Capac.	Bushels per Foot	Base Pack%	Bushel Capacity with Pack	
					Length	Width										
	Section: C															
	C	104	Square	work floor-	0.000	14.00	7.500	47.00	0.00	0.00	47.000	0.000	47.0	84.4	5.80	4,197
	C	105	Square	work floor-	0.000	14.00	7.500	47.00	0.00	0.00	47.000	0.000	47.0	84.4	5.80	4,197
	C	106	Square	work floor-	0.000	14.00	7.500	49.00	0.00	0.00	49.000	0.000	49.0	84.4	5.80	4,376
	C	107	Square	work floor-	0.000	14.00	7.500	49.00	0.00	0.00	49.000	0.000	49.0	84.4	5.80	4,376
	C	108	Square	work floor-	0.000	14.00	7.500	49.00	0.00	0.00	49.000	0.000	49.0	84.4	5.80	4,376
	C	109	Irregular	work floor-	23.900	5.453	5.453	28.00	0.00	0.00	28.000	0.000	28.0	23.9	2.00	682
	C	110	Irregular	work floor-	21.100	5.123	5.123	33.00	0.00	0.00	33.000	0.000	33.0	21.1	2.00	710
	C	111	Irregular	work floor-	39.200	6.983	6.983	34.00	0.00	0.00	34.000	0.000	34.0	39.2	3.00	1,373
	C	112	Irregular	work floor-	39.200	6.983	6.983	34.00	0.00	0.00	34.000	0.000	34.0	39.2	3.00	1,373
	C	113	Square	work floor-	0.000	13.00	7.500	34.00	0.00	0.00	34.000	0.000	34.0	78.4	5.50	2,813
	C	114	Square	work floor-	0.000	13.00	7.500	34.00	0.00	0.00	34.000	0.000	34.0	78.4	5.50	2,813
	C	201	Round	bottom manhole ring	26.000	0.000	0.000	48.00	0.00	0.00	48.000	0.000	48.0	426.8	8.20	22,166
	C	202	Round	bottom manhole ring	26.000	0.000	0.000	48.00	0.00	0.00	48.000	0.000	48.0	426.8	8.20	22,166

Bin count: 42

Facility: Lamoure Section: C Total: 198,149

To Even: 199,000

Section: C-1

	C-1	201	Flat	Leaster Flat	0.000	250.0	80.00	12.00	0.00	0.00	12.000	0.000	12.0	16077.2	10.0	212,219
	C-1	204	Flat	south of tracks	0.000	245.0	74.00	15.50	0.00	0.00	15.500	0.000	15.5	14574.0	10.0	248,487

Bin count: 2

Facility: Englevale Section: C-1 Total: 460,706

To Even: 461,000

Exam Date:09/19/2011

Larson Grain Company

Page: 6

Examiner: 1

PO Box 198

LaMoure , ND

County:

Status	Section	Bin Number	Bin Type	Base Point	Diameter or Bu/Ft (Irreg.) Length	Width	Side wall	Add for Hopper	Ded. for Obst.	Effective Depth	Add for Peak	Depth for Capac.	Bushels per Foot	Base Pack%	Bushel Capacity with Pack
--------	---------	------------	----------	------------	-----------------------------------------	-------	--------------	----------------------	----------------------	--------------------	--------------------	------------------------	------------------------	---------------	------------------------------

Section: D

D	100	Quonset	sidewall brace	11.8' top of	0.000	130.0	47.50	11.50	0.00	0.00	11.500	0.000	11.5	4762.3	10.0	60,244
Bin count:		1													Facility: Lamoure Section: D Total:	60,244
														To Even:	61,000	

Section: E

E	001	Peaked	top of sidewall		35.800	0.000	0.000	46.70	0.00	0.00	46.700	2.100	48.8	809.2	10.0	43,438
E	002	Peaked	top of sidewall		35.800	0.000	0.000	46.70	0.00	0.00	46.700	2.100	48.8	809.2	10.0	43,438
E	003	Peaked	top of sidewall		35.800	0.000	0.000	46.70	0.00	0.00	46.700	2.100	48.8	809.2	10.0	43,438
E	004	Peaked	top of sidewall		36.000	0.000	0.000	62.70	0.00	0.00	62.700	2.200	64.9	818.2	10.0	58,411
Bin count:		4													Facility: Lamoure Section: E Total:	188,725
														To Even:	189,000	

Section: F

F	001	Peaked	top of sidewall		105.00	0.000	0.000	84.00	0.00	0.00	84.000	7.400	91.4	6960.6	10.0	699,819
F	002	Peaked	top of sidewall		105.00	0.000	0.000	84.00	0.00	0.00	84.000	7.400	91.4	6960.6	10.0	699,819
F	003	Peaked	top of sidewall		16.000	0.000	0.000	27.00	0.00	0.00	27.000	1.000	28.0	161.6	5.80	4,787
F	004	Peaked	top of sidewall		48.000	0.000	0.000	84.00	0.00	0.00	84.000	3.400	87.4	1454.6	10.0	139,845
Bin count:		4													Facility: Lamoure Section: F Total:	1,544,270
														To Even:	1,545,000	

Overall Licensed Bin Capacity for:

Larson Grain Company

Bin count: 100

Licensed Capacity:

(includes pack)

4,609,154 Bu.

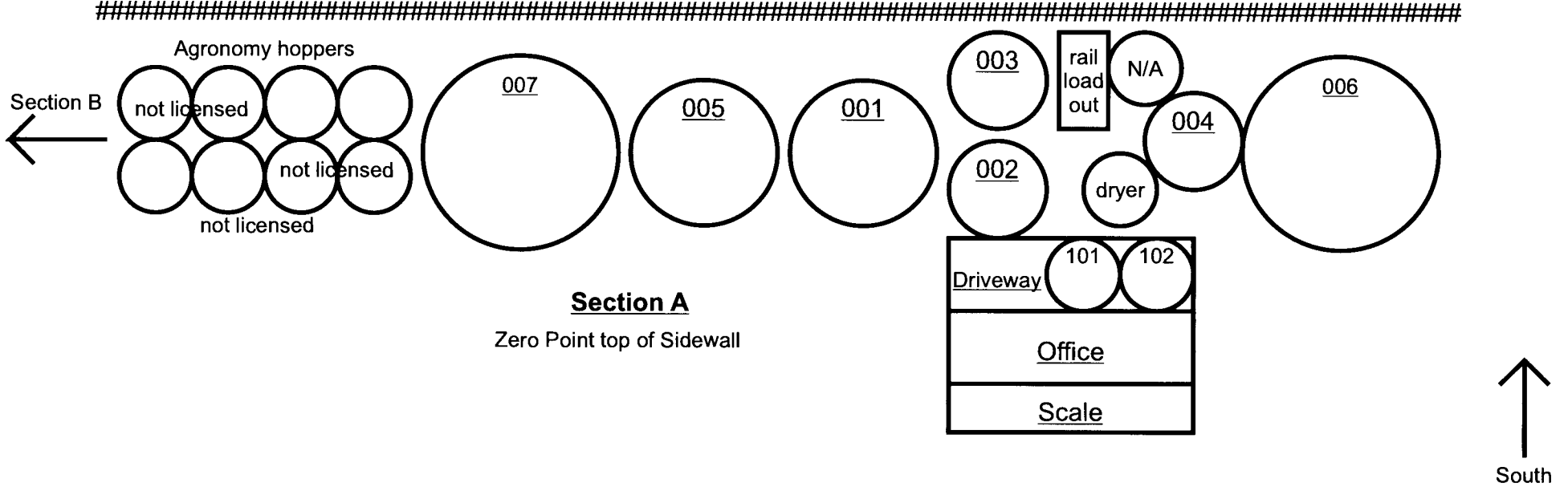
Licensed Capacity (to even):

(includes pack and section totals are rounded up to next highest 1000)

4,614,000 Bu.

Larson Grain Company

LaMoure, North Dakota
SECTION A

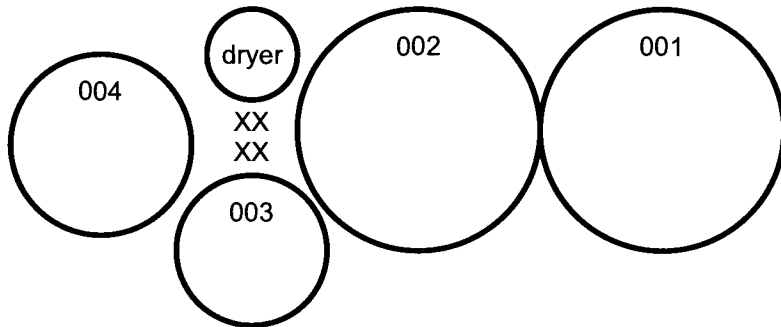


Section A
Zero Point top of Sidewall

Street

SECTION F
across street from Section A

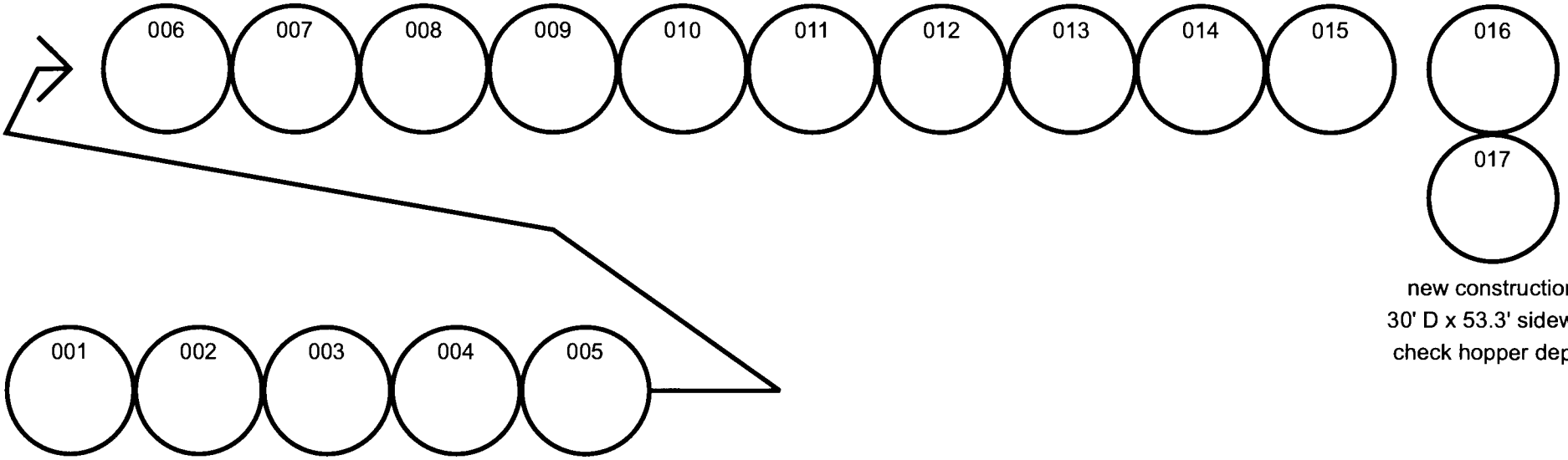
Section C-D-E 3 blocks west →



Larson Grain Company


LaMoure, North Dakota

SECTION B



new construction
30' D x 53.3' sidewall
check hopper depth

Tanks #01 thru #015
48' diameter
31.8' side wall
(33' less 1.2' aeration floor)

Section A 1/2 block 

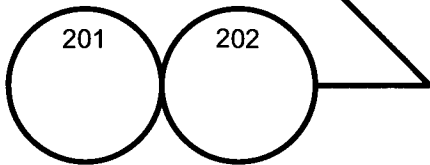
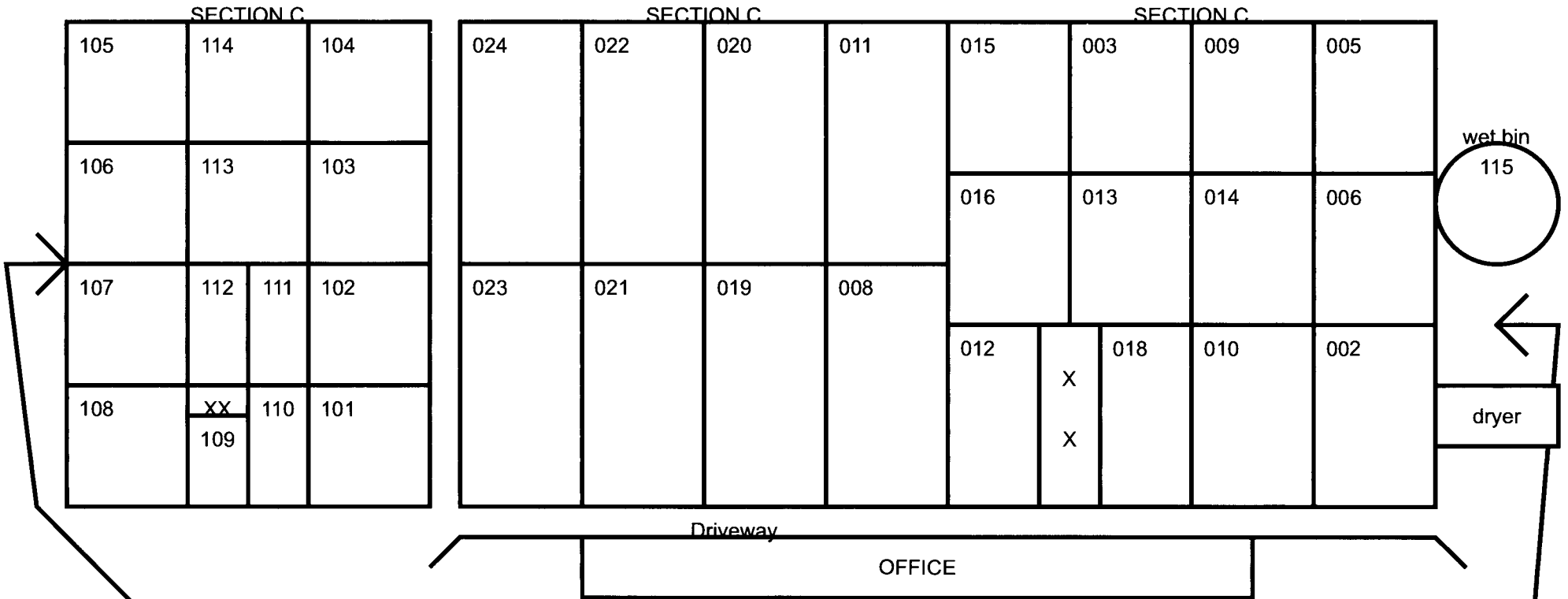
Larson Grain Company

LaMoure, North Dakota

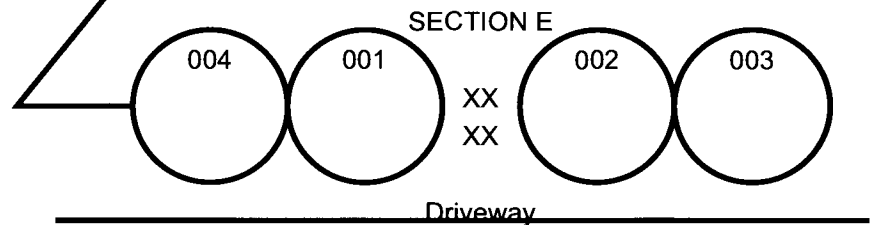
SECTION C



RRV&W RAIL



Quonset
Section D

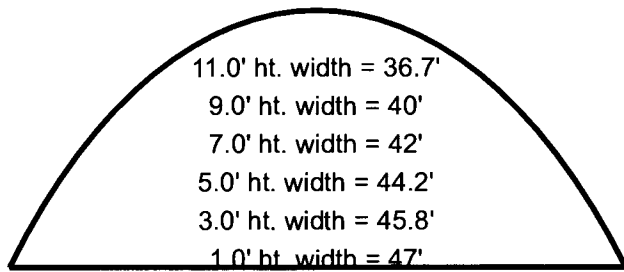


Larson Grain Company

LaMoure, North Dakota

SECTION D

Quonset



Base Dimensions


47.5' W x 130' L

sidewall brace 11.8' top of to floor

bottom center overhead u-trough to floor = 18'

capacity calculated at 11.5' grain depth

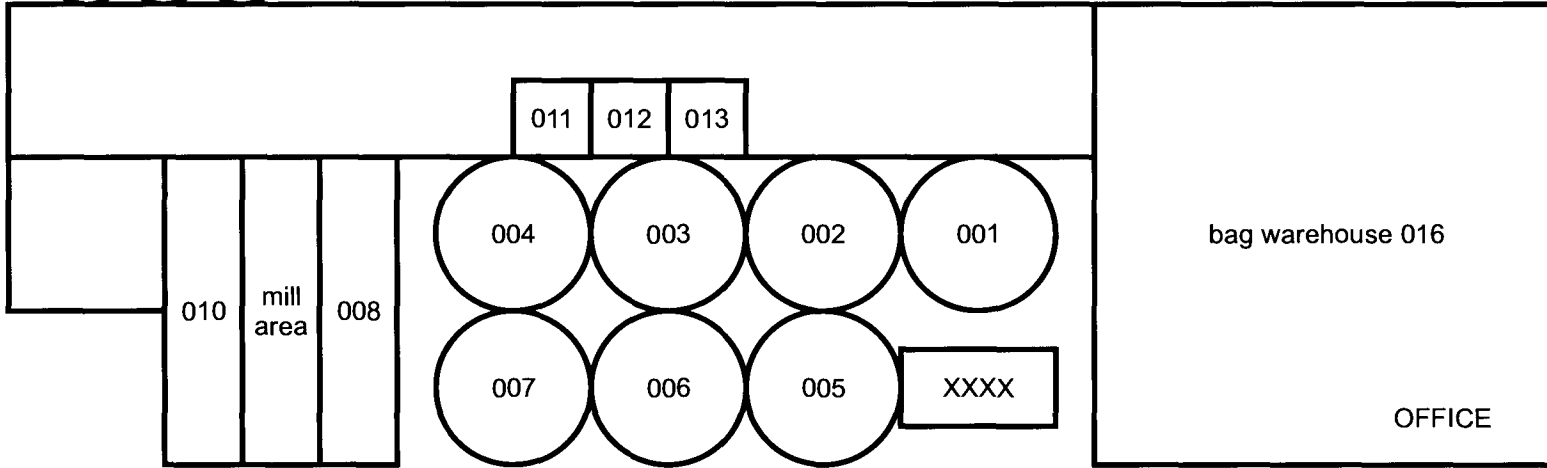
Section D #100



014 dirt 015

Section A

Larson Grain Company
ENGLEVALE N.D.



Section B

SECTION C additional
204 new storage building
south of tracks

