

Exam Date:08/15/2011

Forest River Bean Co  
PO Box 68  
Forest River , ND  
County:  
Phone: 701-248-3261  
CCC Number:

Examiner: 2

Location/Container Numbers/Comments	Section	Capacity
<b>PART A - ADDITIONAL SPACE TO BE INCLUDED UNDER LICENSE</b>		
101	M	15,960
102	M	15,960
103	M	15,960
104	M	15,960
		<b>Total:</b> 63,840

**PART B - SPACE TO BE DELETED UNDER LICENSE**

<NO BINS DELETED>

**Total:** 0

**PART C - ALL SPACE TO BE INCLUDED UNDER LICENSE**

A	314,000
B	54,000
C	131,000
D	38,000
E	146,000
F	40,000
H	28,000
J	45,000
M	64,000
<b>Total:</b> 860,000	

**PART D - TOTAL CAPACITY BY FUNCTIONAL UNIT**

Forest River	41	A B C D E F H J M	860,000
			<b>Total:</b> 860,000

Exam Date:08/15/2011

Forest River Bean Co Inc

Page: 1

Examiner: 2

PO Box 68  
Forest River , ND  
County:

Status	Section	Bin Number	Bin Type	Base Point	Diameter or Bu/Ft (Irreg).	Length	Width	Side wall	Add for Hopper	Ded. for Obst.	Effective Depth	Add for Peak Capac.	Depth for Capac.	Bushels per Foot	Base Pack%	Bushel Capacity with Pack
<b>Section: A</b>																
	A	001	Square	top of bin at side wall	0.000	8.000	6.000	24.20	0.00	0.00	24.200	0.000	24.2	38.6	3.00	962
	A	002	Square	top of bin at side wall	0.000	8.000	6.000	24.20	0.00	0.00	24.200	0.000	24.2	38.6	3.00	962
	A	003	Square	top of bin at side wall	0.000	8.000	6.000	24.20	0.00	0.00	24.200	0.000	24.2	38.6	3.00	962
	A	004	Square	top of bin at side wall	0.000	8.000	6.000	24.20	0.00	0.00	24.200	0.000	24.2	38.6	3.00	962
	A	005	Square	top of bin at side wall	0.000	10.20	10.00	28.60	0.00	0.00	28.600	0.000	28.6	82.0	5.50	2,474
	A	006	Square	top of bin at side wall	0.000	10.20	10.00	28.60	0.00	0.00	28.600	0.000	28.6	82.0	5.50	2,474
	A	007	Square	top of bin at side wall	0.000	8.000	8.000	16.00	2.30	0.00	18.300	0.000	18.3	51.4	4.50	983
	A	008	Square	top of bin at side wall	0.000	8.000	8.000	16.00	2.30	0.00	18.300	0.000	18.3	51.4	4.50	983
	A	009	Square	top of bin at side wall	0.000	8.000	8.000	16.00	2.30	0.00	18.300	0.000	18.3	51.4	4.50	983
	A	010	Square	top of bin at side wall	0.000	8.000	8.000	16.00	2.30	0.00	18.300	0.000	18.3	51.4	4.50	983
	A	011	Square	top of bin at side wall bag	0.000	10.30	10.00	11.00	0.00	0.00	11.000	0.000	11.0	82.8	5.50	961
	A	012	Square	top of bin at side wall mill	0.000	10.00	7.000	16.00	2.75	0.00	18.750	0.000	18.8	56.3	4.80	1,109
	A	013	Square	top of bin at side wall mill	0.000	10.00	7.000	16.00	2.75	0.00	18.750	0.000	18.8	56.3	4.80	1,109
	A	014	Square	top of bin at side wall mill	0.000	10.00	7.000	16.00	2.75	0.00	18.750	0.000	18.8	56.3	4.80	1,109
	A	015	Square	top of bin at side wall mill	0.000	10.00	7.000	16.00	2.75	0.00	18.750	0.000	18.8	56.3	4.80	1,109
	A	101	Flat	catwalk 25.0' grain wall ht	0.000	49.00	24.40	18.00	0.00	4.00	14.000	0.000	14.0	961.1	10.0	14,801
	A	102	Flat	catwalk 25.0' grain wall ht	0.000	49.00	24.40	18.00	0.00	0.00	18.000	0.000	18.0	961.1	10.0	19,030
	A	103	Flat	catwalk 25.0' grain wall ht	0.000	49.00	24.40	18.00	0.00	0.00	18.000	0.000	18.0	961.1	10.0	19,030
	A	104	Flat	catwalk 25.0' grain wall ht	0.000	49.00	24.40	18.00	0.00	0.00	18.000	0.000	18.0	961.1	10.0	19,030
	A	105	Flat	catwalk 25.0' grain wall ht	0.000	49.00	24.40	18.00	0.00	0.00	18.000	0.000	18.0	961.1	10.0	19,030
	A	106	Flat	catwalk 25.0' grain wall ht	0.000	49.00	24.40	18.00	0.00	0.00	18.000	0.000	18.0	961.1	10.0	19,030
	A	107	Peaked	eave at sidewall	36.000	0.000	0.000	25.80	0.00	0.00	25.800	2.200	28.0	818.2	10.0	25,201
	A	108	Peaked	eave at sidewall	36.000	0.000	0.000	25.80	0.00	0.00	25.800	2.200	28.0	818.2	10.0	25,201

Exam Date:08/15/2011

Forest River Bean Co Inc

Page: 2

Examiner: 2

PO Box 68  
Forest River , ND  
County:

Status	Section	Bin Number	Bin Type	Base Point	Diameter or Bu/Ft (Irreg).		Side wall	Add for Hopper	Ded. for Obst.	Effective Depth	Add for Peak	Depth for Capac.	Bushels per Foot	Base Pack%	Bushel Capacity with Pack	
					Length	Width										
<b>Section: A</b>																
A		109	Peaked	eave at sidewall	36.000	0.000	0.000	25.80	0.00	0.00	25.800	2.200	28.0	818.2	10.0	25,201
A		110	Peaked	eave at sidewall	36.000	0.000	0.000	24.50	0.00	0.00	24.500	2.200	26.7	818.2	10.0	24,031
A		111	Peaked	eave at sidewall	36.000	0.000	0.000	24.50	0.00	0.00	24.500	2.200	26.7	818.2	10.0	24,031
A		112	Peaked	eave at sidewall	24.000	0.000	0.000	15.30	0.00	0.00	15.300	1.400	16.7	363.7	7.80	6,548
A		113	Square	eave at sidewall	0.000	10.00	8.000	14.00	1.50	0.00	15.500	0.000	15.5	64.3	5.00	1,047
A		114	Peaked	eave at sidewall	33.000	0.000	0.000	25.50	0.00	0.00	25.500	2.000	27.5	687.5	9.50	20,702
A		115	Peaked	eave at sidewall	33.000	0.000	0.000	25.50	0.00	0.00	25.500	2.000	27.5	687.5	9.50	20,702
A		117	Flat	bag storage	0.000	122.5	50.00	2.300	0.00	0.00	2.300	0.000	2.3	4923.6	10.0	12,456

Bin count: 31

Facility: Forest River Section: A Total: 313,196

To Even: 314,000

**Section: B**

B		301	Peaked	eave at sidewall	15.000	0.000	0.000	10.00	2.20	0.00	12.200	0.900	13.1	142.1	5.50	1,964
B		302	Peaked	eave at sidewall	15.000	0.000	0.000	10.00	2.20	0.00	12.200	0.900	13.1	142.1	5.50	1,964
B		303	Peaked	eave at sidewall	16.000	0.000	0.000	25.00	2.30	0.00	27.300	1.000	28.3	161.6	5.80	4,838
B		304	Peaked	eave at sidewall	16.000	0.000	0.000	25.00	2.30	0.00	27.300	1.000	28.3	161.6	5.80	4,838
B		305	Peaked	eave at sidewall	16.000	0.000	0.000	25.00	2.30	0.00	27.300	1.000	28.3	161.6	5.80	4,838
B		311	Flat	bag storage	0.000	97.80	54.00	2.200	0.00	0.00	2.200	0.000	2.2	4245.3	10.0	10,274
B		312	Flat	bag storage	0.000	60.00	54.00	3.500	0.00	0.00	3.500	0.000	3.5	2604.5	10.0	10,028
B		313	Flat	bag storage	0.000	90.60	53.80	3.500	0.00	0.00	3.500	0.000	3.5	3918.2	10.0	15,085

Bin count: 8

Facility: Forest River Section: B Total: 53,829

To Even: 54,000

Exam Date:08/15/2011

Forest River Bean Co Inc

Page: 3

Examiner: 2

PO Box 68  
Forest River , ND  
County:

Status	Section	Bin Number	Bin Type	Base Point	Diameter or Bu/Ft (Irreg.) Length	Width	Side wall	Add for Hopper	Ded. for Obst.	Effective Depth	Add for Peak	Depth for Capac.	Bushels per Foot	Base Pack%	Bushel Capacity with Pack
--------	---------	------------	----------	------------	---	-------	--------------	----------------------	----------------------	--------------------	--------------------	------------------------	------------------------	---------------	------------------------------

**Section: C**

C	401	Flat	grain wall 9.5' center btm	0.000	123.5	48.80	6.000	0.00	0.00	6.000	0.000	6.0	4844.7	10.0	31,975
C	408	Flat	grain wall ht. 12.5' btm	0.000	148.0	58.00	13.00	0.00	0.00	13.000	0.000	13.0	6900.3	10.0	98,674

Bin count: 2

Facility: Forest River Section: C Total: **130,649**To Even: **131,000****Section: D**

D	501	Flat	bag storage	0.000	150.0	60.00	4.700	0.00	0.00	4.700	0.000	4.7	7234.7	10.0	37,403
---	-----	------	-------------	-------	-------	-------	-------	------	------	-------	-------	-----	--------	------	--------

Bin count: 1

Facility: Forest River Section: D Total: **37,403**To Even: **38,000****Section: E**

E	601W	Quonset	u-trough btm to floor 15.7'	0.000	100.3	34.00	12.00	0.00	0.00	12.000	0.000	12.0	2492.5	10.0	32,902
E	602	Quonset	u-trough btm to floor 15.7'	0.000	100.3	34.00	12.00	0.00	0.00	12.000	0.000	12.0	2492.5	10.0	32,902
E	603	Quonset	tiebert quonset	0.000	100.0	40.00	10.00	0.00	0.00	10.000	0.000	10.0	3075.9	10.0	33,835
E	604	Quonset	Tiebert Quonset located at	0.000	98.00	46.50	12.00	0.00	0.00	12.000	0.000	12.0	3493.3	10.0	46,112

Bin count: 4

Facility: Forest River Section: E Total: **145,751**To Even: **146,000****Section: F**

F	701 E	Quonset	schanilec quonset	0.000	60.00	38.50	7.500	0.00	0.00	7.500	0.000	7.5	1808.8	10.0	14,923
F	701 W	Quonset	schanilec quonset	0.000	60.00	38.50	7.500	0.00	0.00	7.500	0.000	7.5	1808.8	10.0	14,923
F	702W	Quonset	schanilec quonset north	0.000	40.00	36.00	7.500	0.00	0.00	7.500	0.000	7.5	1123.1	10.0	9,265

Exam Date:08/15/2011

Forest River Bean Co Inc  
 PO Box 68  
 Forest River , ND  
 County:

Examiner: 2

Status	Section	Bin Number	Bin Type	Base Point	Diameter or Bu/Ft (Irreg.)	Length	Width	Side wall	Add for Hopper	Ded. for Obst.	Effective Depth	Add for Peak Capac.	Depth for Capac.	Bushels per Foot	Base Pack%	Bushel Capacity with Pack
--------	---------	------------	----------	------------	-------------------------------	--------	-------	--------------	----------------------	----------------------	--------------------	------------------------------	------------------------	------------------------	---------------	------------------------------

**Bin count: 3**

**Facility: Forest River Section: F Total: 39,111**

**To Even: 40,000**

## Section: H

H	901	Quonset	waslow quonset		0.000	80.00	40.00	10.00	0.00	0.00	10.000	0.000	10.0	2460.7	10.0	27,068
---	-----	---------	----------------	--	-------	-------	-------	-------	------	------	--------	-------	------	--------	------	--------

**Bin count: 1**

**Facility: Forest River Section: H Total: 27,068**

**To Even: 28,000**

## Section: J

J	101	Flat	Ardoch potato bin		0.000	49.20	19.00	9.000	0.00	0.00	9.000	0.000	9.0	751.4	9.80	7,426
J	102	Flat	Ardoch potato bin		0.000	48.80	19.00	9.000	0.00	0.00	9.000	0.000	9.0	745.3	9.80	7,365
J	103	Flat	Ardoch potato bin		0.000	48.80	19.00	9.000	0.00	0.00	9.000	0.000	9.0	745.3	9.80	7,365
J	104	Flat	Ardoch potato bin		0.000	48.80	19.00	9.000	0.00	0.00	9.000	0.000	9.0	745.3	9.80	7,365
J	105	Flat	Ardoch potato bin		0.000	48.80	19.00	9.000	0.00	0.00	9.000	0.000	9.0	745.3	9.80	7,365
J	106	Flat	Ardoch potato bin		0.000	48.80	19.00	9.000	0.00	0.00	9.000	0.000	9.0	745.3	9.80	7,365

**Bin count: 6**

**Facility: Forest River Section: J Total: 44,251**

**To Even: 45,000**

## Section: M

Added	M	101	Flat	Minto - south potato wrhse.	0.000	100.0	19.00	9.500	0.00	0.00	9.500	0.000	9.5	1527.3	10.0	15,960
Added	M	102	Flat	Minto - south potato wrhse.	0.000	100.0	19.00	9.500	0.00	0.00	9.500	0.000	9.5	1527.3	10.0	15,960
Added	M	103	Flat	Minto - south potato wrhse.	0.000	100.0	19.00	9.500	0.00	0.00	9.500	0.000	9.5	1527.3	10.0	15,960
Added	M	104	Flat	Minto - south potato wrhse.	0.000	100.0	19.00	9.500	0.00	0.00	9.500	0.000	9.5	1527.3	10.0	15,960

Exam Date:08/15/2011

Forest River Bean Co Inc  
 PO Box 68  
 Forest River , ND  
 County:

Examiner: 2

Status	Section	Bin Number	Bin Type	Base Point	Diameter or Bu/Ft (Irreg.) Length	Width	Side wall	Add for Hopper	Ded. for Obst.	Effective Depth	Add for Peak	Depth for Capac.	Bushels per Foot	Base Pack%	Bushel Capacity with Pack
--------	---------	------------	----------	------------	---	-------	--------------	----------------------	----------------------	--------------------	--------------------	------------------------	------------------------	---------------	------------------------------

**Bin count: 4**

**Facility: Forest River Section: M Total: 63,840**

**To Even: 64,000**

**Overall Licensed Bin Capacity for:**

**Forest River Bean Co Inc**

**Bin count: 60**

**Licensed Capacity:**  
 (includes pack)

**855,098 Bu.**

**Licensed Capacity (to even):**  
 (includes pack and section totals are  
 rounded up to next highest 1000)

**860,000 Bu.**

FOREST RIVER BEAN  
Section C-- Warehouse #5  
bin # 401

Basic Dimensions

inside 123.5'L x 48.8'W

grain wall ht. 9.5'

overhead center rafter bottom to floor 24.0'

main beams & rafters spacing center to center 25.0'

overhead horizontal roof purlins startin at side wall and going out

1st roof purlin bottom to floor 16.5'

2nd roof purlin 18.1'

3rd 19.8'


4th 21.5'

side wall bolt rows starting at top of grain wall

1st row down from top 7.2'

2nd 5.9'

3rd 2.5'

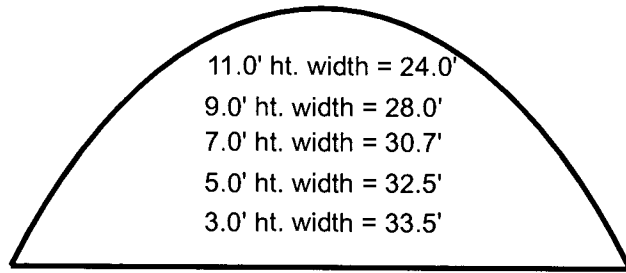


FOREST RIVER BEAN

Section E

Bin # 601--602  
(the twins)

Location -- 4 miles N. - 1 mile W & 1/2 mile N.  
of town



foundation 32.6' x 99' x 2.0'

basic information

foundation 32.6'W x 99.0'L x 2.0' ht.

base dimensions of metal above foundation 34.0' W x 100.3'L


bottom overhead u-trough to floor 15.7'

side wall panel seams top of to floor

1st joint & silver paint line 4.8'

2nd joint 9.5'

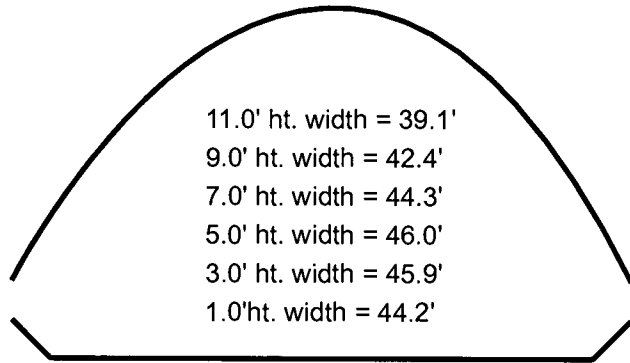
3rd joint 11.8'



FOREST RIVER BEAN CO.

Tiebert quonset at Voss

Section E #604



base information

center ceiling to floor 19.5'


vertical bolt rows 2.' on center

back (west) wall anchors 11.5' top of to floor

deduct for obstruct - triangle for door at northwest corner

minus triangle 12.75' ht. x 5' base x 21.75' L ?? get proper dimensions if ever empty

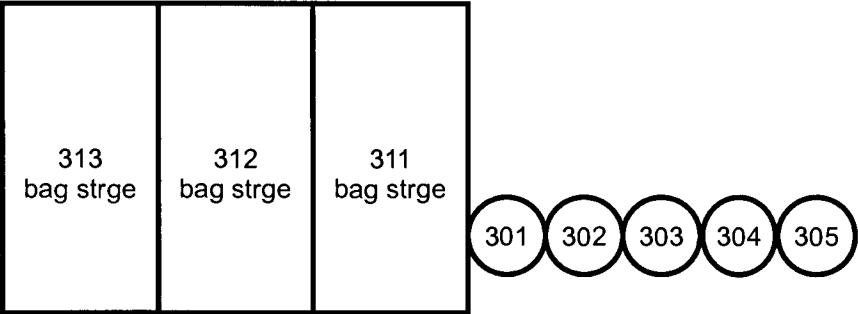
)



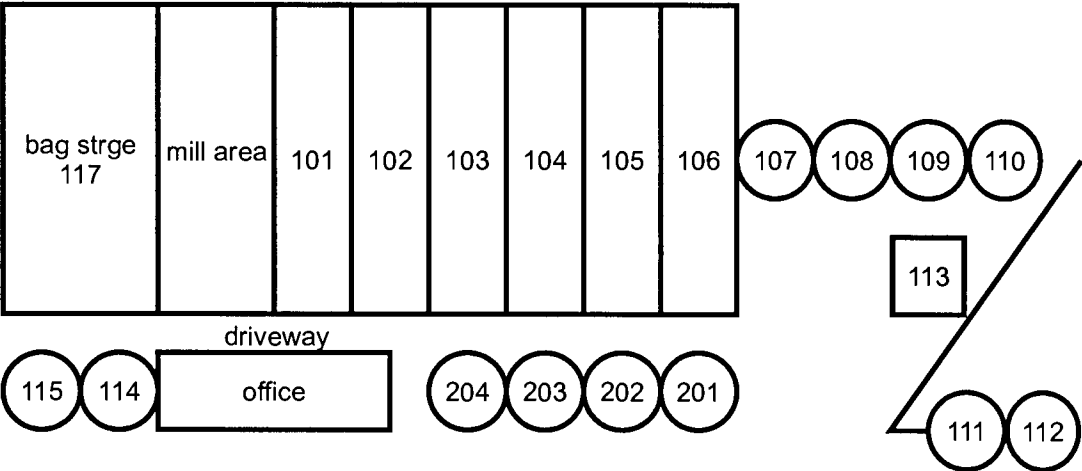
FOREST RIVER BEAN  
basic plant diagram

Section B

jelly bean #1



Section A



Section D  
jelly bean #2



Section E consists of the 3 Tiebert farm quonsets and the Voss quonset

Section F consists of the Schanilec farm quonset

Section H consists of the Waslow farm quonset

Section J consists of the six potato warehouse bins at Ardoch

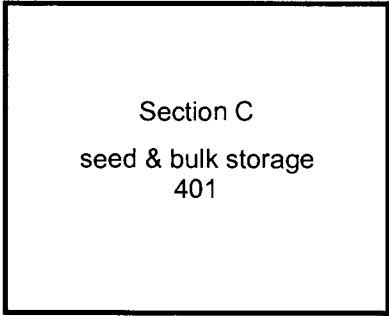
#101- 19.0'W x 48.8'L --btm rafter to floor 17.75'

#102- 19.0'W x 49.2'L -- bttm rafter to floor 17.75'

need actual dimensions of remaining 4 bins

Section C

seed & bulk storage  
401

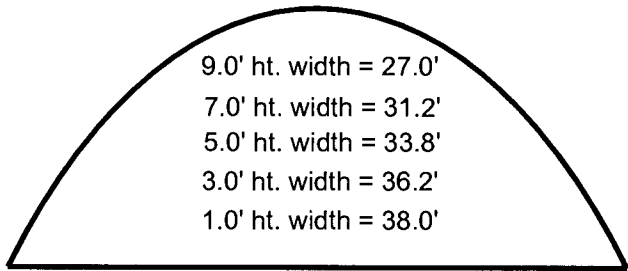


flat storage  
Section C #408



FOREST RIVER BEAN CO.  
Schanilec quonset section F  
#701

Location --- from town 2 mile north -- 4 miles west --  
north 1/2 miles farm on west side of road



base information

west half dimensions 38.5' W x 60.0'L

horizontal sidewall seams top of to floor

1st seam 2.6'


2nd seam 8.0'

3rd seam 9.8'

center grain wall ht. 10.5'

overhead center u-trough to floor 14.5 ?? check

east half 38.5'W x 59.0'L



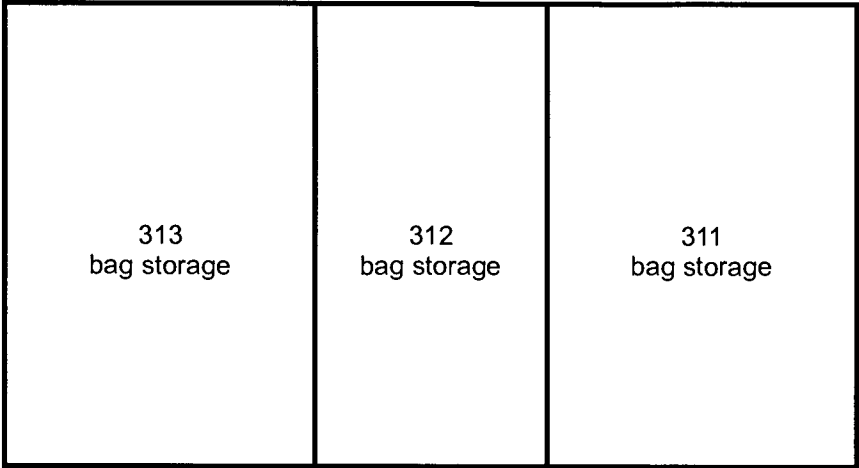
701E

701W

FOREST RIVER BEAN

Forest River ND

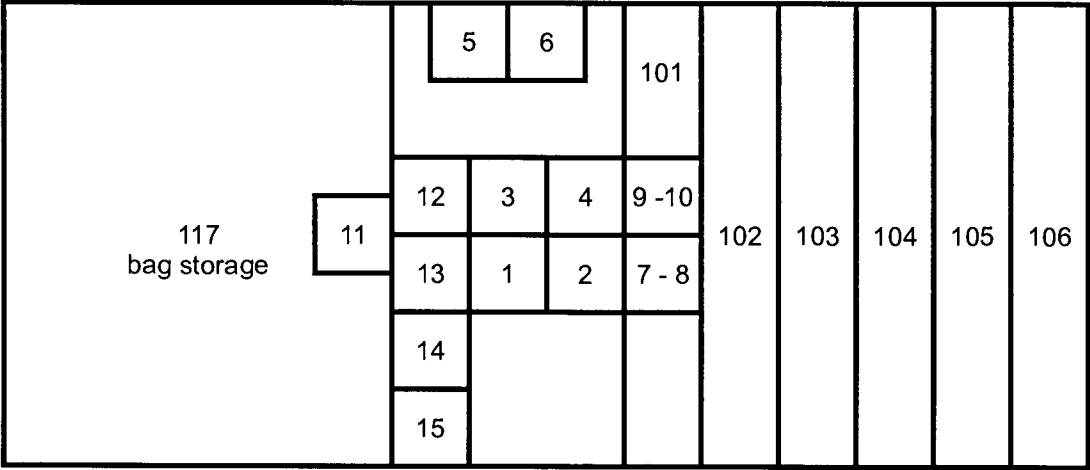
Section B  
Jelly Bean #1



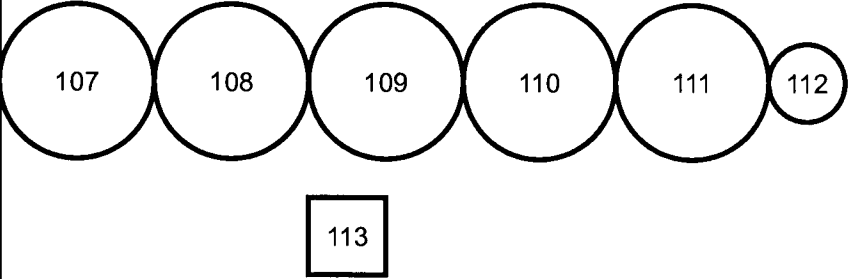
Section B



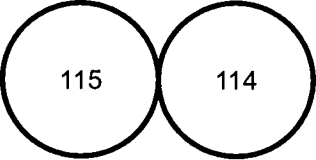
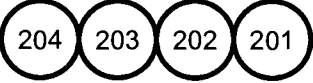
mill area  
Section A



Section A



driveway



FOREST RIVER BEAN CO.

Section C 408

Basic dimensions

inside 58.0' W x 148.0' L

inside grain wall ht. 12.5'


bottom center of rafter to floor 27.0'

bottom of two opposite of center perlins above center of rafter 29.0' to floor

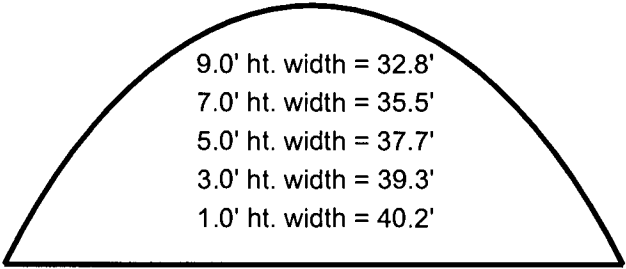
rafter spacing 25.0' on center - intermediate side wall beam 12.5' from rafter on center

grain wall ht. at front overhead door 7.0'

grain wall ht. at rear overhead door ??



FOREST RIVER BEAN CO.  
Tiebert far east quonset #603



base dimensions

100.0' L x 40.5' W


side wall seams

1st up from floor 2.8'

2nd seam 8.3'

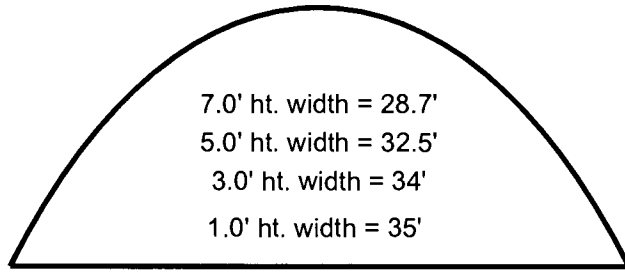
3rd seam 11.0'

bottom center u-trough to floor 17.0'



FOREST RIVER BEAN  
Schanilec quonset section F

#702  
north quonset



Location--- Schanilec Farm - north quonset of two

base information -VERIFY DIMENSIONS

west half dimensions 36'w x 40'L

sidewall seams


1st seam 2.75'

2nd seam 8.0'

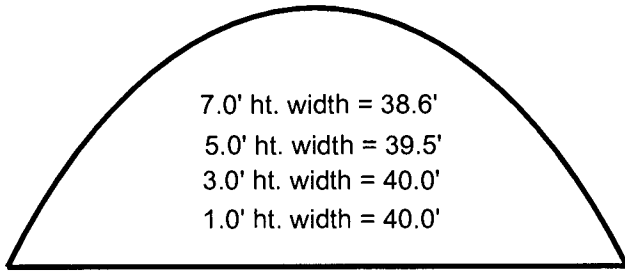
3rd seam 10.25'

overhead center u-trough 14.5'

center divider grain wall ht. ???



FOREST RIVER BEAN CO.  
Waslow quonset Section H  
# 901



Location-- from town north 1 mile -- 3 miles west --  
2 miles north -- 1/2 mile east ( from Schanilec farm  
1/2 mile north-- 1/2 mile east)

base information

base dimensions 40.0'W x 81.0'L

side wall seams top of to floor

1st seam 3.0'

2nd seam 6.0'

3rd seam 10.75'

bottom center u-trough to floor 16.75'

u-trough space center to center 2.0'

)

