

C R O W L E Y F L E C K PLLP

Brian R. Bjella
400 East Broadway, Suite 600
P.O. Box 2798
Bismarck, ND 58502-2798
701.223.6585
bbjella@crowleyfleck.com

RECEIVED

August 30, 2011

AUG 31 2011

PUBLIC SERVICE COMMISSION

Mr. Darrell Nitschke
Executive Director
PUBLIC SERVICE COMMISSION
12th Floor, State Capitol
600 E. Boulevard Ave.
Bismarck, ND 58505-0480

Dear Mr. Nitschke:

In re: Cenex Pipeline LLC 2011 Ten-Year Plan
Our File No. 20-640-001

On behalf of Cenex Pipeline LLC ("Cenex"), we hereby submit Cenex's Ten-Year Plan pursuant to North Dakota Century Code § 49-22-04 and North Dakota Administrative Code Chapter 69-06-02.

SECTION A: Existing Energy Conversion Facilities.

Cenex has no existing energy conversion facilities as defined in North Dakota Century Code § 49-22-03(5).

SECTION B: Energy Conversion Facilities Under Construction.

Cenex has no energy conversion facilities under construction.

SECTION C: Proposed Energy Conversion Facilities on Which Construction is Intended Within the Ensuing Five Years.

Cenex has no proposed energy conversion facilities on which construction is intended within the ensuing five years.

SECTION D: Proposed Energy Conversion Facilities During the Next Ten-Year Time.

Cenex has no proposed energy conversion facilities during the next ten-year time period.

SECTION E: Existing Transmission Facilities (Electric).

Cenex has no existing electrical transmission facilities.

SECTION F: Existing Transmission Facilities (Pipeline).

Part I

1. **Location:** In 1991 Cenex constructed an eight-inch pipeline extending from Minot to West Fargo, North Dakota, pursuant to Certificate of Site Compatibility for Transmission Facility Corridor No. 61 and Permit for the Construction of a Transmission Facility No. 70, each dated May 21, 1991, as issued in Case No. PU-126-90-625. A system map showing the location of the pipeline is enclosed herewith as Exhibit A.
2. **Type and Capacity:** The design specifications for the facility are as follows:
 - (a) Product Type - liquid petroleum products
 - (b) Length of Facility in Miles - 255
 - (c) Pipe Size - eight inches
 - (d) Maximum Design Operating Pressure - 1440 psi
 - (e) Maximum Design Flow Rate - 850 barrels per hour initially
 - (f) Compressor or pumping station specifications, including type, horse power, output pressure, and capacity - A pump station was constructed at Cenex's Minot terminal. This station utilizes two centrifugal pumps coupled to two 400 horse power electric motors. Total horse power utilized at the station is 800 horse power. Output pressure is 1440 psi and capacity is 700 barrels per hour.
 - (g) Minimum cover over pipe - 42 inches, except when located between 120 feet and 150 feet of the center of the Burlington Northern Railroad track at which locations minimum cover over pipe is 48 inches.
3. The in-service date for the pipeline was November 8, 1991.

4. There is no projected retirement date during the next ten-year period for this pipeline extension.

Part II

1. **Location:** In 1960 Cenex constructed an eight-inch pipeline extending from Glendive, Montana, to Minot, North Dakota. A system map showing the location of this nonjurisdictional pipeline is enclosed herewith as Exhibit B.
2. **Type and Capacity:** The design specifications for the facility are as follows:
 - (a) Product Type - liquid petroleum products
 - (b) Length of Facility in Miles - 188
 - (c) Pipe Size - eight inches
 - (d) Maximum Design Operating Pressure - 1,200 psi
 - (e) Maximum Design Flow Rate - 1,250 barrels per hour
 - (f) Compressor or pumping station specifications, including type, horse power, output pressure, and capacity - Pumping stations exist in Glendive, Montana, and Arnegard, North Dakota. The pump units at Glendive consist of two centrifugal pumps coupled to a 500 hp motor and a 700 hp electric motor. The pump station in Arnegard consists of two centrifugal pumps and motors which are identical to the units in Glendive. A total of 1200 horse power is available at each station. Maximum design discharge pressure at each station is 1,200 psi.
 - (g) Minimum cover over pipe - 30 inches
3. The in-service date for this pipeline was December 1960.
4. There is no projected retirement date during the next ten-year period for this pipeline.

SECTION G: Proposed Transmission Facilities on Which Construction is Intended Within the Ensuing Five Years (Electric).

Cenex has no proposed electric transmission facilities on which construction is intended within the ensuing five years.

SECTION H: Proposed Transmission Facilities on Which Construction is Intended Within the Ensuing Five Years (Pipeline).

Cenex has no proposed pipeline facilities on which construction is intended within the ensuing five years.

SECTION I: Proposed Transmission Facilities During the Next Ten-Year Time Period (Electric and Pipeline).

Cenex has no proposed electric or pipeline transmission facilities proposed during the next ten-year time period. However, additional thruput capacity for the pipeline may be required within the next ten years. In this event, an additional 800 horse power pump station in New Rockford, North Dakota, will be constructed to increase the average design flow rate from 700 barrels per hour to 1,000 barrels per hour in this segment of the line. In addition, Cenex has agreements pertaining to pipeline facilities located on the Fort Berthold Indian Reservation. These agreements are with the Bureau of Indian Affairs and expire in late 2020. Should said agreements not be renewed; then Cenex would likely relocate the pipeline facilities currently located within the Fort Berthold Reservation to outside of the reservation.

SECTION J: Regional Coordination.

The pipeline ties in with the facilities of Magellan Pipe Line Company, L.P. at its terminal in West Fargo, North Dakota. Through William's system the petroleum products are distributed to agricultural consumers in the Red River Valley area of North Dakota and Minnesota. Cenex submits that this demonstrates its efforts at regional coordination. However, Cenex's pipeline is not part of a single regional plan.

SECTION K: Environmental Information.

Although not required by state or federal law, Cenex utilizes a Supervisory Control and Data Acquisition (SCADA) system to monitor the operation of the pipeline on a 24-hour a day basis, which allows Cenex on almost a moment's notice to close selected valves and stop pumping units should any leaks be detected.

In addition, a cathodic protection system is installed on the pipeline in compliance with Department of Transportation regulations as found at 49 CFR Part 195. The purpose of this system is to inhibit corrosion by placement of an electrical charge to the pipeline.


As an interstate transporter of liquid petroleum products, Cenex is also subject to the requirements of the Hazardous Liquid Pipeline Safety Act codified at 49 App. U.S.C. § 2001, et seq., and the regulations promulgated thereunder. Cenex is required to prepare and maintain a written plan for inspection and maintenance of the facility.

SECTION L: Projected Demand for Service.

The construction of the Minot to West Fargo segment in 1991 was the result of a historical growth pattern of over ten years of operation of the original Laurel, Montana, to Minot segment. Cenex believes that projected future growth for the next 10 year time period will be at the rate of 2% to 3% per year. The underlying assumption for the projected demand is increased utilization by agricultural consumers in the Red River Valley area of North Dakota and Minnesota.

Respectfully submitted the day and year set forth above.

CROWLEY FLECK PLLP
Attorneys for Cenex Pipeline LLC
400 East Broadway, Suite 600
Post Office Box 2798
Bismarck, North Dakota 58502

By 
BRIAN R. BJELLA

bw
Enc.
Ten-Year Plan to:
County Auditors:
Ward, McHenry Pierce, Wells, Eddy, Foster,
Griggs, Steele, Barnes & Cass Counties
Michael A. Gee
Notice to:
State Agencies and Officers designated in
§ 69-06-01-05, N.D. Adm. Code.

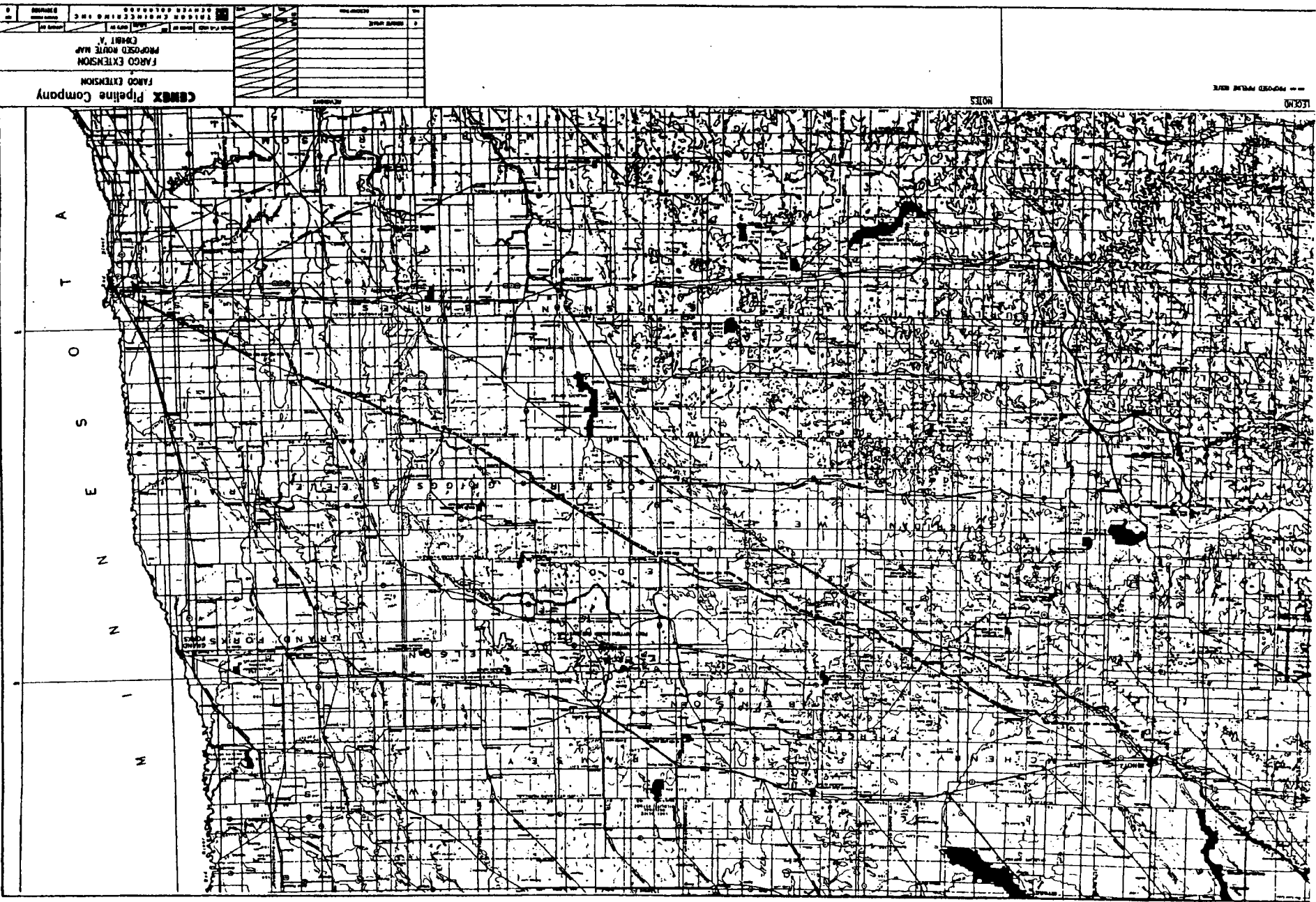
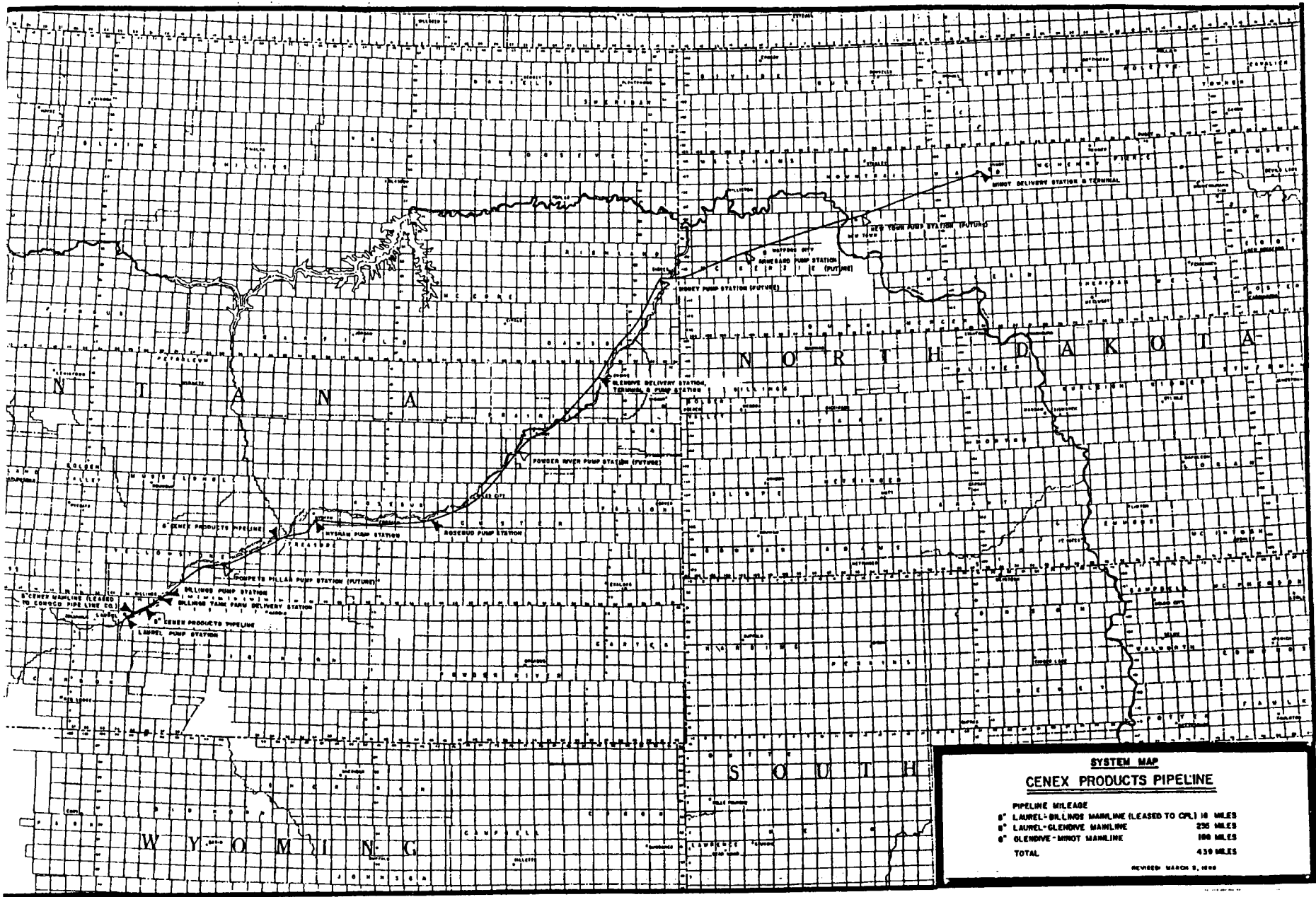


Exhibit A

Exhibit B



Darlene Carpenter
MCHENRY COUNTY AUDITOR
407 Main Street South, Room 201
Towner, ND 58788-0147

Karin Fursather
PIERCE COUNTY AUDITOR
240 2nd St. S.E., Ste. 6
Rugby, ND 58368-1897

Linda Leadbetter
STEELE COUNTY AUDITOR
P.O. Box 275
Finley, ND 58230-0275

Devra Smestad
WARD COUNTY AUDITOR
315 Third Street S.E.
Box 5005
Minot, ND 58702-5005

Janell Rudel
WELLS COUNTY AUDITOR
Box 37
Fessenden, ND 58438-0037

That notice of the filing of said Ten-Year Plan with postage prepaid was mailed, directed to the persons to be served at their last known post office address as follows:

Larry Taborsky, Director
NORTH DAKOTA STATE
AERONAUTICS COMMISSION
Box 5020
Bismarck, ND 58502

Doug Goehring, Commissioner
DEPARTMENT OF AGRICULTURE
Sixth Floor, State Capitol
600 E. Boulevard, Dept. 602
Bismarck, ND 58505-0020

Wayne Stenehjem, Attorney General
OFFICE OF THE ATTORNEY GENERAL
First Floor, State Capitol
600 E. Boulevard Ave., Dept. 125
Bismarck, ND 58505-0040

Shane Goettle, Commissioner
DEPARTMENT OF COMMERCE
Division of Economic Development & Finance
Century Center
1600 East Century Avenue, Suite 2
P.O. Box 2057
Bismarck, ND 58502-2057

Jeff Engleson, Director
ENERGY DEVELOPMENT IMPACT OFFICE
1707 N. 9th St.
Box 5523
Bismarck, ND 58506-5523

Terry Steinwand, Director
GAME AND FISH DEPARTMENT
100 North Bismarck Expressway
Bismarck, ND 58501-5095

Honorable Jack Dalrymple
OFFICE OF THE GOVERNOR
First Floor, State Capitol
600 E. Boulevard Ave., Dept. 101
Bismarck, ND 58505-0001

Terry L. Dwelle, M.D.
State Health Officer
STATE DEPARTMENT OF HEALTH
State Capitol
600 E. Boulevard Avenue
Bismarck, ND 58505-0200

Merlan E. Paaverud, Jr., Director
STATE HISTORICAL SOCIETY OF NORTH DAKOTA
Heritage Center, Capitol Grounds
612 E. Boulevard Ave.
P.O. Box 1976
Bismarck, ND 58505-0830

Ms. Carol K. Olson
Executive Director
DEPARTMENT OF HUMAN SERVICES
Judicial Wing, State Capitol
600 E. Boulevard Avenue, Dept. 325
Bismarck, ND 58505-0250

Scott J. Davis, Executive Director
INDIAN AFFAIRS COMMISSION
1st Floor Judicial Wing, State Capitol
Room #117
600 E. Boulevard Ave.
Bismarck, ND 58505-0300

Edward Murphy
State Geologist
NORTH DAKOTA INDUSTRIAL COMMISSION
Geological Survey
1016 E. Calgary Avenue
Bismarck, ND 58503

Maren Daley, Executive Director
JOB SERVICE NORTH DAKOTA
1000 East Divide, P.O. Box 5507
Bismarck, ND 58506-5507

Tony Weiler, Commissioner
LABOR DEPARTMENT
13th Floor, State Capitol
600 E. Boulevard, Dept. 406
Bismarck, ND 58505-0340

Lance Gaebe, Land Commissioner
STATE LAND DEPARTMENT
1707 N. 9th St.
P.O. Box 5523
Bismarck, ND 58506-5523

Mark Zimmerman, Director
PARKS AND RECREATION DEPARTMENT
1600 East Century Avenue, Suite 3
Bismarck, ND 58503-0649

Mr. Scott Hochhalter
Soil Conservation Specialist
SOIL CONSERVATION COMMITTEE
2718 Gateway Ave., Ste. 104
Bismarck, ND 58503-0585

Francis G. Ziegler, Director
DEPARTMENT OF TRANSPORTATION
608 E. Boulevard Ave.
Bismarck, ND 58505-0700


Bill Goetz, Chancellor
College Technical Educational Council
UNIVERSITY SYSTEM, NORTH DAKOTA
10th Floor, State Capitol
600 E. Boulevard Ave., Dept. 215
Bismarck, ND 58505-0230


Todd Sando, State Engineer
STATE WATER COMMISSION
900 East Boulevard, Dept. 770
State Office Building
Bismarck, ND 58505-0850

That she knew the persons served to be the persons named in the papers served and the persons intended to be served.


Beth Wald

Subscribed and sworn to before me this 30th day of August, 2011.




Joann Kleinknecht, Notary Public
Burleigh County, North Dakota
My Commission Expires: