

Exam Date:05/30/2012

Central Valley Bean Cooperative

Page: 1

Examiner: 2

PO Box 162

Buxton, ND

County:

Phone: 701-847-2622

CCC Number:

Location/Container Numbers/Comments	Section	Capacity
-------------------------------------	---------	----------

**PART A - ADDITIONAL SPACE TO BE INCLUDED UNDER LICENSE**

<NO BINS ADDED>

**Total: 0**

**PART B - SPACE TO BE DELETED UNDER LICENSE**

<NO BINS DELETED>

**Total: 0**

**PART C - ALL SPACE TO BE INCLUDED UNDER LICENSE**

A	86,000
A-L	321,000
B	816,000
E	127,000
F	302,000
K	52,000
M	19,000
N	17,000
P	123,000
Z	36,000
<b>Total:</b>	<b>1,899,000</b>

**PART D - TOTAL CAPACITY BY FUNCTIONAL UNIT**

Buxton 126	A B E F K Z	1,419,000
Devils Lake 1211	M	19,000
Lankin 1213	N	17,000
Larimore 1215	A-L	321,000
Pisek 1214	P	123,000
<b>Total:</b>		<b>1,899,000</b>

Exam Date:05/30/2012

Examiner: 2

Central Valley Bean Cooperative  
 PO Box 162  
 Buxton , ND  
 County:

Status	Section	Bin Number	Bin Type	Base Point	Diameter or Bu/Ft (Irreg.)	Length	Width	Side wall	Add for Hopper	Ded. for Obst.	Effective Depth	Add for Peak	Depth for Capac.	Bushels per Foot	Base Pack%	Bushel Capacity with Pack
--------	---------	------------	----------	------------	-------------------------------	--------	-------	--------------	----------------------	----------------------	--------------------	--------------------	------------------------	------------------------	---------------	------------------------------

## Facility: Buxton

### Section: A

A	001	Square	top of bin at side wall	0.000	10.00	10.00	38.00	2.00	0.00	40.000	0.000	40.0	80.4	5.50	3,393
A	002	Square	top of bin at side wall	0.000	10.00	10.00	38.00	2.00	0.00	40.000	0.000	40.0	80.4	5.50	3,393
A	003	Square	top of bin at side wall	0.000	10.00	10.00	38.00	2.00	0.00	40.000	0.000	40.0	80.4	5.50	3,393
A	004	Square	top of bin at side wall	0.000	10.00	6.500	38.00	2.00	0.00	40.000	0.000	40.0	52.3	4.50	2,186
A	005	Square	top of bin at side wall	0.000	10.00	10.00	38.00	2.00	0.00	40.000	0.000	40.0	80.4	5.50	3,393
A	006	Square	top of bin at side wall	0.000	10.00	10.00	38.00	2.00	0.00	40.000	0.000	40.0	80.4	5.50	3,393
A	007	Square	top of bin at side wall	0.000	10.00	10.00	25.00	3.70	0.00	28.700	0.000	28.7	80.4	5.50	2,434
A	008	Square	top of bin at side wall	0.000	10.00	10.00	25.00	3.70	0.00	28.700	0.000	28.7	80.4	5.50	2,434
A	009	Square	top of bin at side wall	0.000	10.00	10.00	25.00	3.70	0.00	28.700	0.000	28.7	80.4	5.50	2,434
A	010	Square	top of bin at side wall	0.000	10.00	10.00	25.00	3.70	0.00	28.700	0.000	28.7	80.4	5.50	2,434
A	111	Flat	bag storage	0.000	214.0	60.00	5.000	0.00	0.00	5.000	0.000	5.0	10321.5	10.0	56,769

Bin count: 11

Facility: Buxton Section: A Total: **85,656**

To Even: 86,000

### Section: B

B	201	Peaked	eave at sidewall	33.000	0.000	0.000	47.70	0.00	0.00	47.700	2.000	49.7	687.5	9.50	37,415
B	202	Peaked	eave at sidewall	36.000	0.000	0.000	47.70	0.00	0.00	47.700	2.200	49.9	818.2	10.0	44,911
B	203	Peaked	eave at sidewall	36.000	0.000	0.000	47.70	0.00	0.00	47.700	2.200	49.9	818.2	10.0	44,911
B	204	Peaked	eave at sidewall	36.000	0.000	0.000	47.70	0.00	0.00	47.700	2.200	49.9	818.2	10.0	44,911
B	205	Peaked	eave at sidewall	53.300	0.000	0.000	51.30	0.00	0.00	51.300	3.700	55.0	1793.6	10.0	108,513

Exam Date:05/30/2012

Examiner: 2

Central Valley Bean Cooperative  
 PO Box 162  
 Buxton, ND  
 County:

Status	Section	Bin Number	Bin Type	Base Point	Diameter or Bu/Ft (Irreg.)	Length	Width	Side wall	Add for Hopper	Ded. for Obst.	Effective Depth	Add for Peak	Depth for Capac.	Bushels per Foot	Base Pack%	Bushel Capacity with Pack
--------	---------	------------	----------	------------	-------------------------------	--------	-------	--------------	----------------------	----------------------	--------------------	--------------------	------------------------	------------------------	---------------	------------------------------

## Facility: Buxton

### Section: B

B	206	Peaked	eave at sidewall		53.300	0.000	0.000	51.30	0.00	0.00	51.300	3.700	55.0	1793.6	10.0	108,513	
B	207	Peaked	eave at sidewall		53.300	0.000	0.000	51.30	0.00	0.00	51.300	3.700	55.0	1793.6	10.0	108,513	
B	208	Peaked	eave at sidewall		53.300	0.000	0.000	50.00	0.00	0.00	50.000	3.700	53.7	1793.6	10.0	105,948	
B	209	Peaked	eave at sidewall		53.300	0.000	0.000	50.00	0.00	0.00	50.000	3.700	53.7	1793.6	10.0	105,948	
B	210	Peaked	eave at sidewall		53.300	0.000	0.000	50.00	0.00	0.00	50.000	3.700	53.7	1793.6	10.0	105,948	
<b>Bin count:</b>		<b>10</b>														<b>Facility: Buxton Section: B Total:</b>	<b>815,531</b>
															<b>To Even:</b>	<b>816,000</b>	

### Section: E

E	501	Flat			0.000	120.0	60.00	18.00	0.00	0.00	18.000	0.000	18.0	5787.8	10.0	114,598	
E	502	Peaked	top of sidewall new navy		16.000	0.000	0.000	20.00	2.00	0.00	22.000	1.000	23.0	161.6	5.80	3,933	
E	503	Peaked	top of sidewall new navy		16.000	0.000	0.000	20.00	2.00	0.00	22.000	1.000	23.0	161.6	5.80	3,933	
E	504	Peaked	top of sidewall new navy		16.000	0.000	0.000	20.00	2.00	0.00	22.000	1.000	23.0	161.6	5.80	3,933	
<b>Bin count:</b>		<b>4</b>														<b>Facility: Buxton Section: E Total:</b>	<b>126,397</b>
															<b>To Even:</b>	<b>127,000</b>	

### Section: F

F	601	R-no	Quonset	sidewall brace to floor 10.3	0.000	120.0	60.00	12.00	0.00	0.00	12.000	0.000	12.0	5629.5	10.0	74,309
F	602	R-sou	Quonset	sidewall brace to floor 10.3	0.000	120.0	60.00	12.00	0.00	0.00	12.000	0.000	12.0	5629.5	10.0	74,309
F	609-1	Flat	Reynolds	Galegher North	0.000	94.50	33.00	10.00	0.00	0.00	10.000	0.000	10.0	2506.8	10.0	27,575

Exam Date:05/30/2012

Central Valley Bean Cooperative  
 PO Box 162  
 Buxton , ND  
 County:

Examiner: 2

Status	Section	Bin Number	Bin Type	Base Point	Diameter or Bu/Ft (Irreg.)	Length	Width	Side wall	Add for Hopper	Ded. for Obst.	Effective Depth	Add for Peak	Depth for Capac.	Bushels per Foot	Base Pack%	Bushel Capacity with Pack
--------	---------	------------	----------	------------	-------------------------------	--------	-------	--------------	----------------------	----------------------	--------------------	--------------------	------------------------	------------------------	---------------	------------------------------

## Facility: Buxton

### Section: F

F	609-2	Flat	Reynolds Galegher north	0.000	94.50	33.00	10.00	0.00	0.00	10.000	0.000	10.0	2506.8	10.0	27,575
F	609-3	Flat	Reynolds Galegher north	0.000	94.50	33.00	10.00	0.00	0.00	10.000	0.000	10.0	2506.8	10.0	27,575
F	609-4	Flat	Reynolds Galegher north	0.000	94.50	33.00	10.00	0.00	0.00	10.000	0.000	10.0	2506.8	10.0	27,575
F	610-1	Flat	Reynolds Galegher south	0.000	84.00	28.00	10.00	0.00	0.00	10.000	0.000	10.0	1890.7	10.0	20,798
F	610-2	Flat	Reynolds Galegher south	0.000	92.50	28.00	9.500	0.00	0.00	9.500	0.000	9.5	2082.0	10.0	21,757

Bin count: 8

Facility: Buxton Section: F Total: **301,473**

To Even: **302,000**

### Section: K

K	904	Quonset	clem moger west	0.000	118.7	48.50	10.50	0.00	0.00	10.500	0.000	10.5	4478.8	10.0	51,730
---	-----	---------	-----------------	-------	-------	-------	-------	------	------	--------	-------	------	--------	------	--------

Bin count: 1

Facility: Buxton Section: K Total: **51,730**

To Even: **52,000**

### Section: Z

Z	105	Flat	Washburn receiving flat	0.000	40.00	100.0	9.900	0.00	0.00	9.900	0.000	9.9	3215.4	10.0	35,015
---	-----	------	-------------------------	-------	-------	-------	-------	------	------	-------	-------	-----	--------	------	--------

Bin count: 1

Facility: Buxton Section: Z Total: **35,015**

To Even: **36,000**

Exam Date:05/30/2012

Central Valley Bean Cooperative  
 PO Box 162  
 Buxton , ND  
 County:

Examiner: 2

Status	Section	Bin Number	Bin Type	Base Point	Diameter or Bu/Ft (Irreg.)	Length	Width	Side wall	Add for Hopper	Ded. for Obst.	Effective Depth	Add for Peak	Depth for Capac.	Bushels per Foot	Base Pack%	Bushel Capacity with Pack
--------	---------	------------	----------	------------	-------------------------------	--------	-------	--------------	----------------------	----------------------	--------------------	--------------------	------------------------	------------------------	---------------	------------------------------

## Facility: Devils Lake

### Section: M

M	103		Irregular	Devils Lake Receiving-4	1000.0	35.27	35.27	16.40	0.00	0.00	16.400	0.000	16.4	1000.0	10.0	18,040	
<b>Bin count:</b>		<b>1</b>											<b>Facility: Devils Lake Section: M Total:</b>		<b>18,040</b>		
															<b>To Even:</b>		<b>19,000</b>

Exam Date: 05/30/2012

Examiner: 2

Central Valley Bean Cooperative  
 PO Box 162  
 Buxton, ND  
 County:

Status	Section	Bin Number	Bin Type	Base Point	Diameter or Bu/Ft (Irreg.)	Length	Width	Side wall	Add for Hopper	Ded. for Obst.	Effective Depth	Add for Peak	Depth for Capac.	Bushels per Foot	Base Pack%	Bushel Capacity with Pack
--------	---------	------------	----------	------------	-------------------------------	--------	-------	--------------	----------------------	----------------------	--------------------	--------------------	------------------------	------------------------	---------------	------------------------------

## Facility: Lankin

### Section: N

N	100		Irregular	Lankin receiving-4 tanks	1000.0	35.27	35.27	14.60	0.00	0.00	14.600	0.000	14.6	1000.0	10.0	16,060
<b>Bin count:</b>		<b>1</b>											<b>Facility: Lankin Section: N Total:</b>	<b>16,060</b>		
															<b>To Even:</b>	<b>17,000</b>

Exam Date:05/30/2012

Central Valley Bean Cooperative  
 PO Box 162  
 Buxton , ND  
 County:

Examiner: 2

Status	Section	Bin Number	Bin Type	Base Point	Diameter or Bu/Ft (Irreg.)	Length	Width	Side wall	Add for Hopper	Ded. for Obst.	Effective Depth	Add for Peak	Depth for Capac.	Bushels per Foot	Base Pack%	Bushel Capacity with Pack
--------	---------	------------	----------	------------	-------------------------------	--------	-------	--------------	----------------------	----------------------	--------------------	--------------------	------------------------	------------------------	---------------	------------------------------

## Facility: Larimore

### Section: A-L

A-L	001	Peaked	eave at side wall		36.000	0.000	0.000	33.20	0.00	0.00	33.200	2.200	35.4	818.2	10.0	31,860
A-L	002	Peaked	eave at side wall		36.000	0.000	0.000	33.20	0.00	0.00	33.200	2.200	35.4	818.2	10.0	31,860
A-L	003	Peaked	eave at side wall		36.000	0.000	0.000	33.20	0.00	0.00	33.200	2.200	35.4	818.2	10.0	31,860
A-L	004	Peaked	eave at side wall		30.000	0.000	0.000	22.30	0.00	0.00	22.300	1.800	24.1	568.2	9.00	14,926
A-L	005	Peaked	eave at side wall		30.000	0.000	0.000	22.30	0.00	0.00	22.300	1.800	24.1	568.2	9.00	14,926
A-L	006	Round	eave at side wall		12.000	0.000	0.000	12.40	2.00	0.00	14.400	0.000	14.4	90.9	5.00	1,374
A-L	007	Round	eave at side wall		12.000	0.000	0.000	12.40	2.00	0.00	14.400	0.000	14.4	90.9	5.00	1,374
A-L	008	Peaked	eave at side wall		15.000	0.000	0.000	18.50	2.50	0.00	21.000	0.900	21.9	142.1	5.50	3,283
A-L	009	Flat	bag storage		0.000	100.8	59.00	2.500	0.00	0.00	2.500	0.000	2.5	4780.7	10.0	13,147
A-L	010	Flat	overhead drag to floor 22.0'		0.000	237.4	59.00	8.100	0.00	0.00	8.100	0.000	8.1	11259.3	10.0	100,320
A-L	011	Peaked	eave at side wall		48.000	0.000	0.000	40.30	0.00	0.00	40.300	3.400	43.7	1454.6	10.0	69,923
A-L	105	Peaked	eave at side wall		21.000	0.000	0.000	14.00	2.80	0.00	16.800	1.300	18.1	278.4	6.80	5,382

**Bin count: 12**

**Facility: Larimore Section: A-L Total: 320,235**

**To Even: 321,000**

Exam Date:05/30/2012

Examiner: 2

Central Valley Bean Cooperative  
 PO Box 162  
 Buxton , ND  
 County:

Status	Section	Bin Number	Bin Type	Base Point	Diameter or Bu/Ft (Irreg.)	Length	Width	Side wall	Add for Hopper	Ded. for Obst.	Effective Depth	Add for Peak	Depth for Capac.	Bushels per Foot	Base Pack%	Bushel Capacity with Pack
--------	---------	------------	----------	------------	-------------------------------	--------	-------	--------------	----------------------	----------------------	--------------------	--------------------	------------------------	------------------------	---------------	------------------------------

## Facility: Pisek

### Section: P

P	100	Irregular	pisek receiving tanks-4		1500.0	43.20	43.20	11.00	0.00	0.00	11.000	0.000	11.0	1500.0	10.0	18,150
P	101	Quonset	Pisek quonset		0.000	199.0	60.30	10.00	0.00	0.00	10.000	0.000	10.0	9466.1	10.0	104,127

Bin count: 2

**Facility: Pisek Section: P Total: 122,277**

To Even: 123,000

**Overall Licensed Bin Capacity for:**

Central Valley Bean Cooperative

Bin count: 51

**Licensed Capacity:**

(includes pack)

1,892,414 Bu.

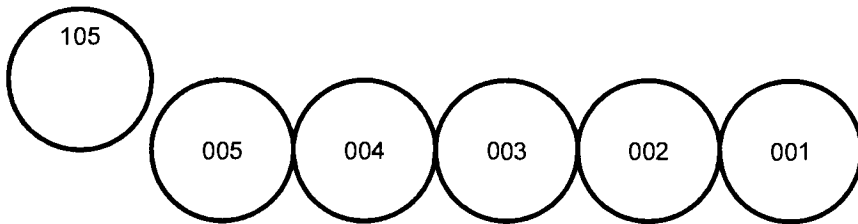

**Licensed Capacity (to even):**

(includes pack and section totals are rounded up to next highest 1000)

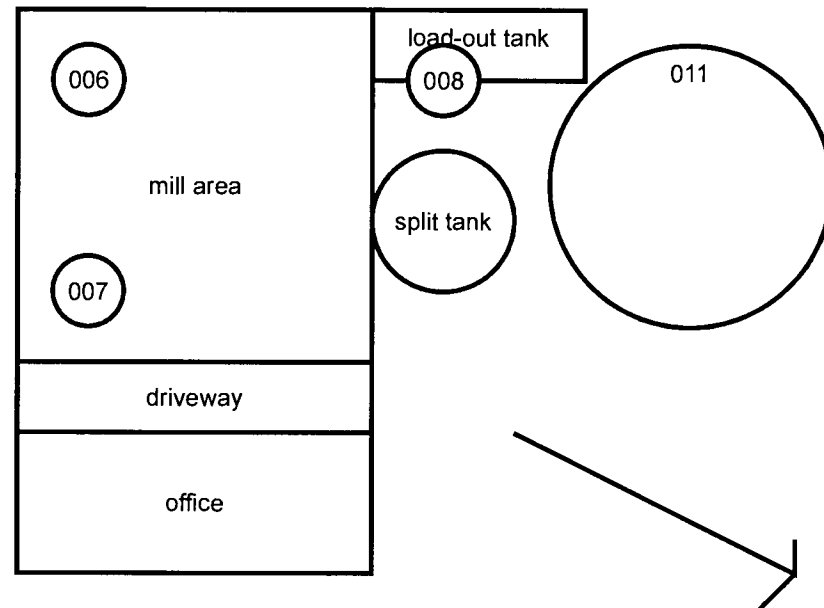
1,899,000 Bu.

LARIMORE BEAN COMPANY  
 LARIMORE N.D.  
 Section A

BAG WAREHOUSE 100.8' L x 59.0' W  
 Bag Storage 43.4' L x 59.0' W



**BULK WAREHOUSE**  
 237.4' L x 59.0' W inside at plywood  
 ( need width above plywood)  
 drag auger bttm to floor 22.0'  
 bottom gert and plywood grain wall depth 3.2'  
 2nd gert to floor 4.3'  
 3rd gert 5.3'  
 4th gert 7.7'  
 5th gert 12.7'  
 6th & side wall ht. 20.0'  
 side wall beams & rafters 18.66' center to center (19.0')



Section S is located at Sharon ND

Section B SE across street