

Exam Date:08/27/2012

Fessenden Cooperative Association

Page: 1

Examiner: 2

PO Box 126

Fessenden , ND

County:

Phone: 701-547-3291

CCC Number:

Location/Container Numbers/Comments	Section	Capacity
<b>PART A - ADDITIONAL SPACE TO BE INCLUDED UNDER LICENSE</b>		
010	J-H	18,668
408	G	3,933
409	G	3,933
410	G	3,933
411	G	3,933
412	G	3,933
413	G	3,933
414	G	3,933
415	G	3,933
416	G	3,933
417	G	3,933
202	1A	3,933
203	1A	3,078
205	1A	3,078
206	1A	3,078
207	1A	3,933
209	1A	3,933
490	K	742,562
204	1A	3,078
201	1A	3,078
208	1A	3,078
210	1A	3,933
		<b>Total:</b> 834,760

**PART B - SPACE TO BE DELETED UNDER LICENSE**

&lt;NO BINS DELETED&gt;

**Total:** 0**PART C - ALL SPACE TO BE INCLUDED UNDER LICENSE**

1A	562,000
1B	133,000
A	1,627,000
A-G	250,000
C	238,000
G	551,000
G-T	187,000
I	167,000
I-G	50,000
J	205,000
J-H	38,000
K	2,578,000
K-G	350,000

5

**GE-12-326** Filed: 8/30/2012 Pages: 35  
**Statement of Capacities, Bin Charts, and Bin  
Diagrams**

Location/Container Numbers/Comments	Section	Capacity
	L	680,000
	<b>Total:</b>	<b>7,616,000</b>

## PART D - TOTAL CAPACITY BY FUNCTIONAL UNIT

Carrington 1080	J J-H K K-G	3,171,000
Esmond 308	G G-T	738,000
Fessenden 307	1A 1B A A-G	2,572,000
Hamberg 312	I I-G	217,000
Heimdal 311	C	238,000
New Rockford 1140	L	680,000
	<b>Total:</b>	<b>7,616,000</b>

Exam Date:08/27/2012

Fessenden Cooperative Association

Page: 1

Examiner: 2

PO Box 126  
Fessenden, ND  
County:

Status	Section	Bin Number	Bin Type	Base Point	Diameter or Bu/Ft (Irreg.)	Length	Width	Side wall	Add for Hopper	Ded. for Obst.	Effective Depth	Add for Peak	Depth for Capac.	Bushels per Foot	Base Pack%	Bushel Capacity with Pack
--------	---------	------------	----------	------------	-------------------------------	--------	-------	--------------	----------------------	----------------------	--------------------	--------------------	------------------------	------------------------	---------------	------------------------------

## Facility: Carrington

### Section: J

J	001	Peaked	top of sidewall		15.500	0.000	0.000	15.00	2.00	0.00	17.000	0.900	17.9	151.7	5.50	2,864
J	002	Peaked	top of sidewall		16.000	0.000	0.000	25.00	2.00	0.00	27.000	1.000	28.0	161.6	5.80	4,787
J	003	Peaked	top of sidewall		15.500	0.000	0.000	30.00	2.00	0.00	32.000	0.900	32.9	151.7	5.50	5,266
J	004	Peaked	top of sidewall		15.500	0.000	0.000	30.00	2.00	0.00	32.000	0.900	32.9	151.7	5.50	5,266
J	005	Peaked	top of sidewall		15.500	0.000	0.000	15.00	2.00	0.00	17.000	0.900	17.9	151.7	5.50	2,864
J	006	Peaked	top of sidewall		15.500	0.000	0.000	30.00	3.70	0.00	33.700	0.900	34.6	151.7	5.50	5,538
J	007	Peaked	top of sidewall		16.000	0.000	0.000	25.00	2.00	0.00	27.000	1.000	28.0	161.6	5.80	4,787
J	008	Peaked	top of sidewall		16.000	0.000	0.000	25.00	2.00	0.00	27.000	1.000	28.0	161.6	5.80	4,787
J	009	Peaked	top of sidewall		15.500	0.000	0.000	15.00	2.00	0.00	17.000	0.900	17.9	151.7	5.50	2,864
J	010	Peaked	top of sidewall		15.500	0.000	0.000	15.00	2.00	0.00	17.000	0.900	17.9	151.7	5.50	2,864
J	011	Peaked	top of sidewall		15.500	0.000	0.000	30.00	2.50	0.00	32.500	0.900	33.4	151.7	5.50	5,346
J	012	Peaked	top of sidewall		15.500	0.000	0.000	30.00	2.50	0.00	32.500	0.900	33.4	151.7	5.50	5,346
J	013	Peaked	top of sidewall		15.500	0.000	0.000	30.00	2.50	0.00	32.500	0.900	33.4	151.7	5.50	5,346
J	014	Flat	grain wall ht. 11.0'		0.000	123.5	48.50	11.00	0.00	0.00	11.000	0.000	11.0	4814.9	10.0	58,260
J	015	Peaked	top of sidewall		48.000	0.000	0.000	33.00	0.00	0.00	33.000	3.400	36.4	1454.6	10.0	58,242
J	016	Peaked	top of sidewall		15.500	0.000	0.000	15.00	2.00	0.00	17.000	0.900	17.9	151.7	5.50	2,864
J	017	Peaked	top of sidewall		15.500	0.000	0.000	15.00	2.00	0.00	17.000	0.900	17.9	151.7	5.50	2,864
J	101	Square	top of bin		0.000	10.00	10.00	14.20	2.10	0.00	16.300	0.000	16.3	80.4	5.50	1,383
J	102	Square	work floor		0.000	10.00	10.00	14.30	2.10	0.00	16.400	0.000	16.4	80.4	5.50	1,392
J	103	Square	work floor		0.000	10.00	10.00	14.50	2.10	0.00	16.600	0.000	16.6	80.4	5.50	1,408
J	104	Square	work floor		0.000	10.00	10.00	14.70	2.10	0.00	16.800	0.000	16.8	80.4	5.50	1,425

Exam Date:08/27/2012

Fessenden Cooperative Association

Page: 2

Examiner: 2

PO Box 126  
Fessenden , ND  
County:

Status	Section	Bin Number	Bin Type	Base Point	Diameter or Bu/Ft (Irreg.)	Length	Width	Side wall	Add for Hopper	Ded. for Obst.	Effective Depth	Add for Peak	Depth for Capac.	Bushels per Foot	Base Pack%	Bushel Capacity with Pack
--------	---------	------------	----------	------------	-------------------------------	--------	-------	--------------	----------------------	----------------------	--------------------	--------------------	------------------------	------------------------	---------------	------------------------------

## Facility: Carrington

### Section: J

J	105	Square	work floor		0.000	10.00	10.00	14.80	2.10	0.00	16.900	0.000	16.9	80.4	5.50	1,434
J	106	Square	work floor		0.000	10.00	10.00	15.00	2.10	0.00	17.100	0.000	17.1	80.4	5.50	1,451
J	107	Square	work floor		0.000	10.00	10.00	15.20	2.10	0.00	17.300	0.000	17.3	80.4	5.50	1,468
J	108	Square	work floor		0.000	10.00	10.00	15.30	2.10	0.00	17.400	0.000	17.4	80.4	5.50	1,476
J	109	Square	work floor		0.000	10.00	10.00	15.50	2.10	0.00	17.600	0.000	17.6	80.4	5.50	1,493
J	110	Square	work floor		0.000	10.00	10.00	15.70	2.10	0.00	17.800	0.000	17.8	80.4	5.50	1,510
J	111	Square	work floor		0.000	10.00	10.00	15.80	2.10	0.00	17.900	0.000	17.9	80.4	5.50	1,518
J	112	Square	work floor		0.000	10.00	10.00	16.00	2.10	0.00	18.100	0.000	18.1	80.4	5.50	1,535
J	201	Square	work floor		0.000	10.00	5.000	10.70	1.50	0.00	12.200	0.000	12.2	40.2	3.00	505
J	202	Square	work floor		0.000	10.00	5.000	10.80	1.50	0.00	12.300	0.000	12.3	40.2	3.00	509
J	203	Square	work floor		0.000	10.00	5.000	11.00	1.50	0.00	12.500	0.000	12.5	40.2	3.00	518
J	204	Square	work floor		0.000	10.00	5.000	11.20	1.50	0.00	12.700	0.000	12.7	40.2	3.00	526
J	205	Square	work floor		0.000	10.00	5.000	11.30	1.50	0.00	12.800	0.000	12.8	40.2	3.00	530
J	206	Square	work floor		0.000	10.00	5.000	11.50	1.50	0.00	13.000	0.000	13.0	40.2	3.00	539
J	207	Square	work floor		0.000	10.00	5.000	11.70	1.50	0.00	13.200	0.000	13.2	40.2	3.00	547
J	208	Square	work floor		0.000	10.00	5.000	11.80	1.50	0.00	13.300	0.000	13.3	40.2	3.00	551
J	209	Square	work floor		0.000	10.00	5.000	12.00	1.50	0.00	13.500	0.000	13.5	40.2	3.00	559
J	210	Square	work floor		0.000	10.00	5.000	12.10	1.50	0.00	13.600	0.000	13.6	40.2	3.00	563
J	211	Square	work floor		0.000	10.00	5.000	12.30	1.50	0.00	13.800	0.000	13.8	40.2	3.00	572
J	212	Square	work floor		0.000	10.00	5.000	12.50	1.50	0.00	14.000	0.000	14.0	40.2	3.00	580

## NDPSC Bin Capacity Chart

Exam Date:08/27/2012

Fessenden Cooperative Association

Page: 3

Examiner: 2

PO Box 126  
Fessenden , ND  
County:

Status	Section	Bin Number	Bin Type	Base Point	Diameter or Bu/Ft (Irreg.)	Length	Width	Side wall	Add for Hopper	Ded. for Obst.	Effective Depth	Add for Peak	Depth for Capac.	Bushels per Foot	Base Pack%	Bushel Capacity with Pack
<b>Bin count:</b>		<b>41</b>											<b>Facility: Carrington Section: J Total:</b>	<b>204,147</b>		
															<b>To Even:</b>	<b>205,000</b>

**Section: J-H**

	J-H	006	Peaked	Hagel lease site 2 miles N	32.800	100.0	60.00	23.10	0.00	0.00	23.100	2.000	25.1	679.2	9.50	18,668
Added	J-H	010	Peaked	Hagel lease site 2 miles N	32.800	100.0	60.00	23.10	0.00	0.00	23.100	2.000	25.1	679.2	9.50	18,668
<b>Bin count:</b>		<b>2</b>											<b>Facility: Carrington Section: J-H Total:</b>	<b>37,336</b>		
															<b>To Even:</b>	<b>38,000</b>

**Section: K**

	K	004 T	Square	work floor	0.000	10.30	6.900	56.00	0.00	0.00	56.000	0.000	56.0	57.1	4.80	3,352
	K	004 B	Square	work floor -top 56'	0.000	12.60	10.20	17.00	0.00	0.00	17.000	0.000	17.0	103.3	6.00	1,861
	K	005 T	Square	work floor	0.000	10.40	6.300	56.00	0.00	0.00	56.000	0.000	56.0	52.7	4.50	3,084
	K	005 B	Square	work floor -top 56'	0.000	12.60	10.10	17.00	0.00	0.00	17.000	0.000	17.0	102.3	6.00	1,843
	K	006	Square	work floor	0.000	6.900	4.800	52.00	0.00	0.00	52.000	0.000	52.0	26.6	2.50	1,418
	K	007 T	Square	work floor	0.000	10.40	6.500	56.00	0.00	0.00	56.000	0.000	56.0	54.3	4.50	3,178
	K	007 B	Square	work floor -top 56'	0.000	12.60	10.10	17.00	0.00	0.00	17.000	0.000	17.0	102.3	6.00	1,843
	K	009	Square	work floor	0.000	10.40	6.700	56.00	0.00	0.00	56.000	0.000	56.0	56.0	4.80	3,287
	K	010 T	Square	work floor	0.000	10.30	6.400	56.00	0.00	0.00	56.000	0.000	56.0	53.0	4.50	3,102
	K	010 B	Square	work floor -top 56'	0.000	12.60	10.20	17.00	0.00	0.00	17.000	0.000	17.0	103.3	6.00	1,861
	K	011	Square	work floor	0.000	10.40	6.700	56.00	0.00	0.00	56.000	0.000	56.0	56.0	4.80	3,287
	K	012 T	Irregular	work floor - 6.4x10.5 less	47.600	0.000	0.000	15.50	0.00	0.00	15.500	0.000	15.5	47.6	4.00	768
	K	012 B	Square	work floor -top 15.5'	0.000	10.20	6.300	40.50	0.00	0.00	40.500	0.000	40.5	51.7	4.50	2,188
	K	013 T	Irregular	work floor - 13.4x5.8 less	57.700	0.000	0.000	15.50	0.00	0.00	15.500	0.000	15.5	57.7	4.80	937

Exam Date:08/27/2012

Fessenden Cooperative Association

Page: 4

Examiner: 2

PO Box 126  
Fessenden, ND  
County:

Status	Section	Bin Number	Bin Type	Base Point	Diameter or Bu/Ft (Irreg.)	Length	Width	Side wall	Add for Hopper	Ded. for Obst.	Effective Depth	Add for Peak	Depth for Capac.	Bushels per Foot	Base Pack%	Bushel Capacity with Pack
--------	---------	------------	----------	------------	-------------------------------	--------	-------	--------------	----------------------	----------------------	--------------------	--------------------	------------------------	------------------------	---------------	------------------------------

## Facility: Carrington

### Section: K

K	013 B	Square	work floor -top 15.5		0.000	13.40	5.600	40.50	0.00	0.00	40.500	0.000	40.5	60.3	4.80	2,559
K	014	Square	work floor		0.000	13.80	5.600	56.00	0.00	0.00	56.000	0.000	56.0	62.1	5.00	3,652
K	017	Square	work floor		0.000	13.40	5.100	56.00	0.00	0.00	56.000	0.000	56.0	54.9	4.50	3,212
K	018	Square	work floor		0.000	6.900	5.300	56.00	0.00	0.00	56.000	0.000	56.0	29.4	2.50	1,687
K	019	Square	work floor		0.000	10.40	6.700	56.00	0.00	0.00	56.000	0.000	56.0	56.0	4.80	3,287
K	020 T	Square	work floor		0.000	6.400	3.700	15.50	0.00	0.00	15.500	0.000	15.5	19.0	2.00	301
K	020 B	Square	work floor -top 15.5'		0.000	10.20	3.700	36.50	0.00	0.00	36.500	0.000	36.5	30.3	2.50	1,134
K	021	Square	work floor		0.000	6.700	5.100	56.00	0.00	0.00	56.000	0.000	56.0	27.5	2.50	1,579
K	022	Square	work floor		0.000	11.20	6.600	56.00	0.00	0.00	56.000	0.000	56.0	59.4	4.80	3,486
K	023	Square	work floor		0.000	10.40	6.600	56.00	0.00	0.00	56.000	0.000	56.0	55.2	4.80	3,239
K	024 T	Irregular	work floor 6.7x5.6 less 3x4		20.600	0.000	0.000	15.50	0.00	0.00	15.500	0.000	15.5	20.6	2.00	325
K	024 B	Square	work floor -top 15.5'		0.000	6.700	5.600	40.50	0.00	0.00	40.500	0.000	40.5	30.2	2.50	1,254
K	025	Square	work floor		0.000	13.80	5.100	56.00	0.00	0.00	56.000	0.000	56.0	56.6	4.80	3,322
K	101	Peaked	top of sidewall		41.800	0.000	0.000	66.00	0.00	0.00	66.000	2.500	68.5	1103.1	10.0	83,118
K	102	Peaked	top of sidewall		41.800	0.000	0.000	66.00	0.00	0.00	66.000	2.500	68.5	1103.1	10.0	83,118
K	103	Peaked	top of sidewall		41.800	0.000	0.000	66.00	0.00	0.00	66.000	2.500	68.5	1103.1	10.0	83,118
K	104	Peaked	top of sidewall		41.800	0.000	0.000	66.00	0.00	0.00	66.000	2.500	68.5	1103.1	10.0	83,118
K	201 T	Square	work floor		0.000	14.50	11.80	68.00	0.00	0.00	68.000	0.000	68.0	137.5	6.50	9,958
K	201 B	Square	work floor -top 68'		0.000	11.80	11.30	6.000	0.00	0.00	6.000	0.000	6.0	107.2	6.20	683
K	202 T	Square	work floor		0.000	14.30	11.80	68.00	0.00	0.00	68.000	0.000	68.0	135.6	6.50	9,820
K	202 B	Square	work floor -top 68'		0.000	11.80	11.30	6.000	0.00	0.00	6.000	0.000	6.0	107.2	6.20	683

Exam Date:08/27/2012

Fessenden Cooperative Association

Page: 5

Examiner: 2

PO Box 126  
Fessenden , ND  
County:

Status	Section	Bin Number	Bin Type	Base Point	Diameter or Bu/Ft (Irreg).	Length	Width	Side wall	Add for Hopper	Ded. for Obst.	Effective Depth	Add for Peak	Depth for Capac.	Bushels per Foot	Base Pack%	Bushel Capacity with Pack
--------	---------	------------	----------	------------	-------------------------------	--------	-------	--------------	----------------------	----------------------	--------------------	--------------------	------------------------	------------------------	---------------	------------------------------

## Facility: Carrington

### Section: K

K	203	T	Square	work floor	0.000	14.50	13.40	68.00	0.00	0.00	68.000	0.000	68.0	156.2	6.80	11,344
K	203	B	Square	work floor -top 68'	0.000	13.40	11.80	6.000	0.00	0.00	6.000	0.000	6.0	127.1	6.50	813
K	204	T	Square	work floor	0.000	14.30	13.40	68.00	0.00	0.00	68.000	0.000	68.0	154.0	6.80	11,184
K	204	B	Square	work floor -top 68'	0.000	13.40	11.80	6.000	0.00	0.00	6.000	0.000	6.0	127.1	6.50	813
K	205	T	Square	work floor	0.000	14.50	12.10	68.00	0.00	0.00	68.000	0.000	68.0	141.0	6.80	10,240
K	205	B	Square	work floor-top 68'	0.000	11.80	11.40	6.000	0.00	0.00	6.000	0.000	6.0	108.1	6.20	689
K	206	T	Square	work floor	0.000	14.30	12.10	68.00	0.00	0.00	68.000	0.000	68.0	139.1	6.80	10,102
K	206	B	Square	work floor -top 68'	0.000	11.80	11.40	6.000	0.00	0.00	6.000	0.000	6.0	108.1	6.20	689
K	207	T	Square	work floor	0.000	14.50	13.40	68.00	0.00	0.00	68.000	0.000	68.0	156.2	6.80	11,344
K	207	B	Square	work floor -top 68'	0.000	13.40	11.80	6.000	0.00	0.00	6.000	0.000	6.0	127.1	6.50	813
K	208	T	Square	work floor	0.000	14.30	13.40	68.00	0.00	0.00	68.000	0.000	68.0	154.0	6.80	11,184
K	208	B	Square	work floor -top 68'	0.000	13.40	11.80	6.000	0.00	0.00	6.000	0.000	6.0	127.1	6.50	813
K	209	T	Square	work floor	0.000	14.50	11.80	68.00	0.00	0.00	68.000	0.000	68.0	137.5	6.50	9,958
K	209	B	Square	work floor -top 68'	0.000	11.80	11.10	6.000	0.00	0.00	6.000	0.000	6.0	105.3	6.20	671
K	210	T	Square	work floor	0.000	14.30	11.80	68.00	0.00	0.00	68.000	0.000	68.0	135.6	6.50	9,820
K	210	B	Square	work floor -top 68'	0.000	11.80	11.10	6.000	0.00	0.00	6.000	0.000	6.0	105.3	6.20	671
K	401		Irregular	slab floor 9.9x9.7 less fillets	76.600	0.000	0.000	110.0	0.00	0.00	110.00	0.000	110.0	76.6	5.50	8,889
K	402		Irregular	slab floor 9.9x9.7 less fillets	76.600	0.000	0.000	110.0	0.00	0.00	110.00	0.000	110.0	76.6	5.50	8,889
K	403		Irregular	slab floor 10.9x9.1 less	79.100	0.000	0.000	109.5	0.00	0.00	109.50	0.000	109.5	79.1	5.50	9,137
K	404		Irregular	slab floor 9.1x10.9 less	79.100	0.000	0.000	109.5	0.00	0.00	109.50	0.000	109.5	79.1	5.50	9,137
K	405		Irregular	slab floor	46.900	0.000	0.000	138.0	0.00	0.00	138.00	0.000	138.0	46.9	4.00	6,731

Exam Date:08/27/2012

Fessenden Cooperative Association

Page: 6

Examiner: 2

PO Box 126  
Fessenden , ND  
County:

Status	Section	Bin Number	Bin Type	Base Point	Diameter or Bu/Ft (Irreg).	Length	Width	Side wall	Add for Hopper	Ded. for Obst.	Effective Depth	Add for Peak	Depth for Capac.	Bushels per Foot	Base Pack%	Bushel Capacity with Pack
--------	---------	------------	----------	------------	-------------------------------	--------	-------	--------------	----------------------	----------------------	--------------------	--------------------	------------------------	------------------------	---------------	------------------------------

## Facility: Carrington

### Section: K

K	406	Irregular	slab floor		46.900	0.000	0.000	138.0	0.00	0.00	138.00	0.000	138.0	46.9	4.00	6,731
K	407	Irregular	slab floor 10.9x9.1 less		79.100	0.000	0.000	109.5	0.00	0.00	109.50	0.000	109.5	79.1	5.50	9,137
K	408	Irregular	slab floor 9.1x10.9 less		79.100	0.000	0.000	109.5	0.00	0.00	109.50	0.000	109.5	79.1	5.50	9,137
K	409	Irregular	slab floor 9.9x9.7		76.600	0.000	0.000	110.0	0.00	0.00	110.00	0.000	110.0	76.6	5.50	8,889
K	410	Round	slab floor		30.000	0.000	0.000	128.5	0.00	0.00	128.50	0.000	128.5	568.2	9.00	79,585
K	411	Irregular	slab floor 9.9x9.7 less fillets		76.600	0.000	0.000	110.0	0.00	0.00	110.00	0.000	110.0	76.6	5.50	8,889
K	412	Irregular	slab floor		30.500	0.000	0.000	113.0	0.00	0.00	113.00	0.000	113.0	30.5	2.50	3,533
K	413	Irregular	slab floor		143.90	0.000	0.000	136.0	0.00	0.00	136.00	0.000	136.0	143.9	6.80	20,901
K	420	Round	slab floor		30.000	0.000	0.000	128.5	0.00	0.00	128.50	0.000	128.5	568.2	9.00	79,585
K	430	Round	slab floor		30.000	0.000	0.000	132.0	0.00	0.00	132.00	0.000	132.0	568.2	9.00	81,752
K	440	Round	slab floor		30.000	0.000	0.000	128.5	0.00	0.00	128.50	0.000	128.5	568.2	9.00	79,585
K	450	Round	slab floor		30.000	0.000	0.000	128.5	0.00	0.00	128.50	0.000	128.5	568.2	9.00	79,585
K	460	Round	slab floor		30.000	0.000	0.000	132.0	0.00	0.00	132.00	0.000	132.0	568.2	9.00	81,752
K	470	Round	slab floor		62.000	0.000	0.000	138.0	0.00	0.00	138.00	0.000	138.0	2426.9	10.0	368,403
K	480	Round	slab floor		62.000	0.000	0.000	138.0	0.00	0.00	138.00	0.000	138.0	2426.9	10.0	368,403
Added	K	490	Peaked	slab floor	104.40	0.000	0.000	90.75	0.00	0.00	90.750	7.300	98.1	6881.3	10.0	742,562

Bin count: 72

Facility: Carrington Section: K Total: **2,577,022**To Even: **2,578,000**

Client ID: 851

### NDPSC Bin Capacity Chart

08/30/2012 12:51:56 PM

Exam Date:08/27/2012

Fessenden Cooperative Association

Page: 7

Examiner: 2

PO Box 126  
Fessenden , ND  
County:

Status	Section	Bin Number	Bin Type	Base Point	Diameter or Bu/Ft (Irreg.)	Length	Width	Side wall	Add for Hopper	Ded. for Obst.	Effective Depth	Add for Peak	Depth for Capac.	Bushels per Foot	Base Pack%	Bushel Capacity with Pack
--------	---------	------------	----------	------------	-------------------------------	--------	-------	--------------	----------------------	----------------------	--------------------	--------------------	------------------------	------------------------	---------------	------------------------------

## Facility: Carrington

### Section: K-G

K-G	ground	Temporary	350,000 bu. ground	28.000	237.0	149.0	0.200	0.00	0.00	0.200	11.00	11.2	28386.7	10.0	349,724
-----	--------	-----------	--------------------	--------	-------	-------	-------	------	------	-------	-------	------	---------	------	---------

Bin count: 1

Facility: Carrington Section: K-G Total: 349,724

To Even: 350,000

Exam Date:08/27/2012

Fessenden Cooperative Association

Page: 8

Examiner: 2

PO Box 126  
Fessenden , ND  
County:

Status	Section	Bin Number	Bin Type	Base Point	Diameter or Bu/Ft (Irreg.)	Length	Width	Side wall	Add for Hopper	Ded. for Obst.	Effective Depth	Add for Peak	Depth for Capac.	Bushels per Foot	Base Pack%	Bushel Capacity with Pack
--------	---------	------------	----------	------------	-------------------------------	--------	-------	--------------	----------------------	----------------------	--------------------	--------------------	------------------------	------------------------	---------------	------------------------------

## Facility: Esmond

### Section: G

G	001	Square	work floor		0.000	9.300	3.400	15.00	0.00	0.00	15.000	0.000	15.0	25.4	2.50	391
G	002	Square	work floor		0.000	5.000	3.400	29.00	0.00	0.00	29.000	0.000	29.0	13.7	2.00	405
G	003	Irregular	work floor		111.80	0.000	0.000	9.000	0.00	0.00	9.000	0.000	9.0	111.8	6.20	1,068
G	004	Square	work floor- flat bottom		0.000	10.10	9.300	48.00	0.00	0.00	48.000	0.000	48.0	75.5	5.50	3,823
G	005	Square	work floor - 8' hoper		0.000	10.00	9.300	44.30	0.00	0.00	44.300	0.000	44.3	74.8	5.50	3,496
G	006	Square	work floor		0.000	9.500	6.200	29.00	0.00	0.00	29.000	0.000	29.0	47.3	4.00	1,427
G	008	Square	work floor		0.000	10.10	9.500	48.00	0.00	0.00	48.000	0.000	48.0	77.1	5.50	3,905
G	009	Square	work floor		0.000	9.500	6.300	29.00	0.00	0.00	29.000	0.000	29.0	48.1	4.20	1,454
G	010	Square	work floor		0.000	10.10	9.300	45.00	0.00	0.00	45.000	0.000	45.0	75.5	5.50	3,585
G	011	Square	work floor - hoppr floor		0.000	10.00	9.500	44.30	0.00	0.00	44.300	0.000	44.3	76.4	5.50	3,571
G	012	Square	work floor		0.000	9.300	6.300	28.00	0.00	0.00	28.000	0.000	28.0	47.1	4.00	1,372
G	013	Square	work floor - hopped		0.000	10.00	9.300	44.30	0.00	0.00	44.300	0.000	44.3	74.8	5.50	3,496
G	015	Square	work floor		0.000	9.300	6.200	28.00	0.00	0.00	28.000	0.000	28.0	46.4	4.00	1,351
G	102 T	Irregular	work floor 9.3x4.8		35.900	0.000	0.000	15.00	0.00	0.00	15.000	0.000	15.0	35.9	3.00	555
G	102 B	Irregular	work floor - top 15'		35.900	0.000	0.000	14.00	0.00	0.00	14.000	0.000	14.0	35.9	3.00	518
G	104	Square	work floor		0.000	11.10	9.300	45.00	0.00	0.00	45.000	0.000	45.0	83.0	5.50	3,940
G	105	Square	work floor		0.000	11.00	9.300	45.00	0.00	0.00	45.000	0.000	45.0	82.2	5.50	3,902
G	106	Square	work floor		0.000	9.500	4.800	28.00	0.00	0.00	28.000	0.000	28.0	36.7	3.00	1,059
G	108	Square	work floor		0.000	11.10	9.500	45.00	0.00	0.00	45.000	0.000	45.0	84.8	5.80	4,037
G	109	Square	work floor		0.000	9.500	5.700	28.00	0.00	0.00	28.000	0.000	28.0	43.5	3.50	1,261
G	110	Square	work floor		0.000	11.10	9.300	45.00	0.00	0.00	45.000	0.000	45.0	83.0	5.50	3,940

Exam Date:08/27/2012

Fessenden Cooperative Association

Page: 9

Examiner: 2

PO Box 126  
Fessenden , ND  
County:

Status	Section	Bin Number	Bin Type	Base Point	Diameter or Bu/Ft (Irreg).	Length	Width	Side wall	Add for Hopper	Ded. for Obst.	Effective Depth	Add for Peak	Depth for Capac.	Bushels per Foot	Base Pack%	Bushel Capacity with Pack
--------	---------	------------	----------	------------	-------------------------------	--------	-------	--------------	----------------------	----------------------	--------------------	--------------------	------------------------	------------------------	---------------	------------------------------

## Facility: Esmond

### Section: G

G	111		Square	work floor	0.000	11.00	9.500	45.00	0.00	0.00	45.000	0.000	45.0	84.0	5.80	3,999
G	112		Square	work floor	0.000	9.300	5.700	27.00	0.00	0.00	27.000	0.000	27.0	42.6	3.50	1,190
G	113		Square	work floor	0.000	11.00	9.300	45.00	0.00	0.00	45.000	0.000	45.0	82.2	5.50	3,902
G	115		Square	work floor	0.000	9.300	4.800	27.00	0.00	0.00	27.000	0.000	27.0	35.9	3.00	998
G	201	T	Square	top of cribbing	0.000	14.00	13.20	41.00	0.00	0.00	41.000	0.000	41.0	148.6	6.80	6,507
G	201	B	Square	top of cribbing - top 41'	0.000	13.20	13.10	10.00	0.00	0.00	10.000	0.000	10.0	139.0	6.50	1,480
G	202	T	Square	top of cribbing -	0.000	14.00	13.10	41.00	0.00	0.00	41.000	0.000	41.0	147.4	6.80	6,454
G	202	B	Square	top of cribbing - top 41'	0.000	13.10	13.10	10.00	0.00	0.00	10.000	0.000	10.0	138.0	6.50	1,470
G	203	T	Square	top of cribbing -	0.000	14.00	13.10	41.00	0.00	0.00	41.000	0.000	41.0	147.4	6.80	6,454
G	203	B	Square	top of cribbing - top 41'	0.000	13.10	13.10	10.00	0.00	0.00	10.000	0.000	10.0	138.0	6.50	1,470
G	205	T	Square	top of cribbing -	0.000	14.20	13.10	41.00	0.00	0.00	41.000	0.000	41.0	149.5	6.80	6,547
G	205	B	Square	top of cribbing - top 41'	0.000	13.10	12.10	10.00	0.00	0.00	10.000	0.000	10.0	127.4	6.50	1,357
G	206	T	Square	top of cribbing -	0.000	14.20	13.10	41.00	0.00	0.00	41.000	0.000	41.0	149.5	6.80	6,547
G	206	B	Square	top of cribbing - top 41'	0.000	13.10	12.10	10.00	0.00	0.00	10.000	0.000	10.0	127.4	6.50	1,357
G	207	T	Square	top of cribbing -	0.000	14.20	13.20	41.00	0.00	0.00	41.000	0.000	41.0	150.7	6.80	6,599
G	207	B	Square	top of cribbing - top 41'	0.000	13.20	12.10	10.00	0.00	0.00	10.000	0.000	10.0	128.4	6.50	1,367
G	301		Peaked	top of sidewall	15.000	0.000	0.000	43.90	0.00	0.00	43.900	0.900	44.8	142.1	5.50	6,716
G	302		Peaked	top of sidewall	24.000	0.000	0.000	54.00	0.00	0.00	54.000	1.400	55.4	363.7	7.80	21,721
G	303		Peaked	top of sidewall	24.000	0.000	0.000	54.00	0.00	0.00	54.000	1.400	55.4	363.7	7.80	21,721
G	304		Peaked	top of sidewall	24.000	0.000	0.000	39.00	0.00	0.00	39.000	1.400	40.4	363.7	7.80	15,839
G	305		Peaked	top of sidewall	15.000	0.000	0.000	15.00	2.00	0.00	17.000	0.900	17.9	142.1	5.50	2,684

Exam Date:08/27/2012

Fessenden Cooperative Association

Page: 10

Examiner: 2

PO Box 126  
Fessenden , ND  
County:

Status	Section	Bin Number	Bin Type	Base Point	Diameter or Bu/Ft (Irreg).	Length	Width	Side wall	Add for Hopper	Ded. for Obst.	Effective Depth	Add for Peak	Depth for Capac.	Bushels per Foot	Base Pack%	Bushel Capacity with Pack
--------	---------	------------	----------	------------	-------------------------------	--------	-------	--------------	----------------------	----------------------	--------------------	--------------------	------------------------	------------------------	---------------	------------------------------

## Facility: Esmond

### Section: G

	G	306	Peaked	top of sidewall	41.800	0.000	0.000	82.80	0.00	0.00	82.800	2.500	85.3	1103.1	10.0	103,503
	G	307	Peaked	top of sidewall	41.800	0.000	0.000	82.80	0.00	0.00	82.800	2.500	85.3	1103.1	10.0	103,503
	G	308	Peaked	top of sidewall	41.800	0.000	0.000	82.80	0.00	0.00	82.800	2.500	85.3	1103.1	10.0	103,503
	G	401	Peaked	top of sidewall need more	13.600	0.000	0.000	13.60	2.00	0.00	15.600	0.800	16.4	116.8	5.20	2,016
	G	402	Peaked	top of sidewall need more	13.600	0.000	0.000	13.60	2.00	0.00	15.600	0.800	16.4	116.8	5.20	2,016
	G	403	Peaked	top of sidewall need more	13.600	0.000	0.000	13.60	2.00	0.00	15.600	0.800	16.4	116.8	5.20	2,016
	G	404	Peaked	top of sidewall need more	16.000	0.000	0.000	15.00	2.00	0.00	17.000	1.000	18.0	161.6	5.80	3,078
	G	405	Peaked	top of sidewall need more	16.000	0.000	0.000	15.00	2.00	0.00	17.000	1.000	18.0	161.6	5.80	3,078
	G	406	Peaked	top of sidewall need more	16.000	0.000	0.000	15.00	2.00	0.00	17.000	1.000	18.0	161.6	5.80	3,078
	G	407	Peaked	top of sidewall need more	16.000	0.000	0.000	15.00	2.00	0.00	17.000	1.000	18.0	161.6	5.80	3,078
Added	G	408	Peaked	top of sidewall need more	16.000	0.000	0.000	20.00	2.00	0.00	22.000	1.000	23.0	161.6	5.80	3,933
Added	G	409	Peaked	top of sidewall need more	16.000	0.000	0.000	20.00	2.00	0.00	22.000	1.000	23.0	161.6	5.80	3,933
Added	G	410	Peaked	top of sidewall need more	16.000	0.000	0.000	20.00	2.00	0.00	22.000	1.000	23.0	161.6	5.80	3,933
Added	G	411	Peaked	top of sidewall need more	16.000	0.000	0.000	20.00	2.00	0.00	22.000	1.000	23.0	161.6	5.80	3,933
Added	G	412	Peaked	top of sidewall need more	16.000	0.000	0.000	20.00	2.00	0.00	22.000	1.000	23.0	161.6	5.80	3,933
Added	G	413	Peaked	top of sidewall need more	16.000	0.000	0.000	20.00	2.00	0.00	22.000	1.000	23.0	161.6	5.80	3,933
Added	G	414	Peaked	top of sidewall need more	16.000	0.000	0.000	20.00	2.00	0.00	22.000	1.000	23.0	161.6	5.80	3,933
Added	G	415	Peaked	top of sidewall need more	16.000	0.000	0.000	20.00	2.00	0.00	22.000	1.000	23.0	161.6	5.80	3,933
Added	G	416	Peaked	top of sidewall need more	16.000	0.000	0.000	20.00	2.00	0.00	22.000	1.000	23.0	161.6	5.80	3,933
Added	G	417	Peaked	top of sidewall need more	16.000	0.000	0.000	20.00	2.00	0.00	22.000	1.000	23.0	161.6	5.80	3,933
	G	418	Peaked	top of sidewall need more	16.000	0.000	0.000	20.00	2.00	0.00	22.000	1.000	23.0	161.6	5.80	3,933

Client ID: 851	<b>NDPSC Bin Capacity Chart</b>	08/30/2012 12:51:56 PM
Exam Date: 08/27/2012	Fessenden Cooperative Association PO Box 126 Fessenden, ND County:	Page: 11
Examiner: 2		

Status	Section	Bin Number	Bin Type	Base Point	Diameter or Bu/Ft (Irreg.)	Length	Width	Side wall	Add for Hopper	Ded. for Obst.	Effective Depth	Add for Peak	Depth for Capac.	Bushels per Foot	Base Pack%	Bushel Capacity with Pack
--------	---------	------------	----------	------------	-------------------------------	--------	-------	--------------	----------------------	----------------------	--------------------	--------------------	------------------------	------------------------	---------------	------------------------------

## Facility: Esmond

### Section: G

G	419	Peaked	top of sidewall need more		16.000	0.000	0.000	20.00	2.00	0.00	22.000	1.000	23.0	161.6	5.80	3,933	
<b>Bin count:</b>		<b>64</b>														<b>Facility: Esmond Section: G Total:</b>	<b>551,000</b>
															<b>To Even:</b>	<b>551,000</b>	

### Section: G-T

G-T	ground	Temporary	187,000 bu. ground		15.000	372.0	80.00	0.100	0.00	0.00	0.100	7.000	7.1	23922.8	10.0	186,837	
<b>Bin count:</b>		<b>1</b>														<b>Facility: Esmond Section: G-T Total:</b>	<b>186,837</b>
															<b>To Even:</b>	<b>187,000</b>	

Exam Date:08/27/2012

Fessenden Cooperative Association

Page: 12

Examiner: 2

PO Box 126  
Fessenden , ND  
County:

Status	Section	Bin Number	Bin Type	Base Point	Diameter or Bu/Ft (Irreg.)	Length	Width	Side wall	Add for Hopper	Ded. for Obst.	Effective Depth	Add for Peak	Depth for Capac.	Bushels per Foot	Base Pack%	Bushel Capacity with Pack
--------	---------	------------	----------	------------	-------------------------------	--------	-------	--------------	----------------------	----------------------	--------------------	--------------------	------------------------	------------------------	---------------	------------------------------

## Facility: Fessenden

### Section: 1A

	1A	001	Peaked	top of sidewall	16.000	0.000	0.000	17.00	2.70	0.00	19.700	1.000	20.7	161.6	5.80	3,539
	1A	002	Peaked	top of sidewall	16.000	0.000	0.000	17.00	2.70	0.00	19.700	1.000	20.7	161.6	5.80	3,539
	1A	003	Peaked	top of sidewall	16.000	0.000	0.000	17.00	2.70	0.00	19.700	1.000	20.7	161.6	5.80	3,539
	1A	004	Peaked	top of sidewall	49.500	0.000	0.000	34.50	0.00	0.00	34.500	3.500	38.0	1547.0	10.0	64,665
	1A	005	Peaked	top of sidewall	49.500	0.000	0.000	34.50	0.00	0.00	34.500	3.500	38.0	1547.0	10.0	64,665
	1A	006	Flat	bulk storage	0.000	200.0	60.00	20.80	0.00	0.00	20.800	0.000	20.8	9646.3	10.0	220,707
	1A	007	Flat	bag storage	0.000	60.00	30.00	3.200	0.00	0.00	3.200	0.000	3.2	1446.9	10.0	5,093
	1A	008	Peaked	top of sidewall	53.800	0.000	0.000	35.50	0.00	0.00	35.500	3.800	39.3	1827.4	10.0	78,999
	1A	009	Peaked	top of sidewall	53.800	0.000	0.000	35.50	0.00	0.00	35.500	3.800	39.3	1827.4	10.0	78,999
	1A	101A	Square	top of sidewall	0.000	12.00	9.000	12.00	1.70	0.00	13.700	0.000	13.7	86.8	5.80	1,258
	1A	102 A	Square	top of sidewall	0.000	12.00	9.000	12.00	1.70	0.00	13.700	0.000	13.7	86.8	5.80	1,258
	1A	103 A	Square	top of sidewall	0.000	12.00	9.000	12.00	1.70	0.00	13.700	0.000	13.7	86.8	5.80	1,258
Added	1A	201	Peaked		16.000	0.000	0.000	15.00	2.00	0.00	17.000	1.000	18.0	161.6	5.80	3,078
Added	1A	202	Peaked		16.000	0.000	0.000	20.00	2.00	0.00	22.000	1.000	23.0	161.6	5.80	3,933
Added	1A	203	Peaked		16.000	0.000	0.000	15.00	2.00	0.00	17.000	1.000	18.0	161.6	5.80	3,078
Added	1A	204	Peaked		16.000	0.000	0.000	15.00	2.00	0.00	17.000	1.000	18.0	161.6	5.80	3,078
Added	1A	205	Peaked		16.000	0.000	0.000	15.00	2.00	0.00	17.000	1.000	18.0	161.6	5.80	3,078
Added	1A	206	Peaked		16.000	0.000	0.000	15.00	2.00	0.00	17.000	1.000	18.0	161.6	5.80	3,078
Added	1A	207	Peaked		16.000	0.000	0.000	20.00	2.00	0.00	22.000	1.000	23.0	161.6	5.80	3,933
Added	1A	208	Peaked		16.000	0.000	0.000	15.00	2.00	0.00	17.000	1.000	18.0	161.6	5.80	3,078
Added	1A	209	Peaked		16.000	0.000	0.000	20.00	2.00	0.00	22.000	1.000	23.0	161.6	5.80	3,933

## NDPSC Bin Capacity Chart

Exam Date:08/27/2012

Fessenden Cooperative Association

Page: 13

Examiner: 2

PO Box 126  
Fessenden , ND  
County:

Status	Section	Bin Number	Bin Type	Base Point	Diameter or Bu/Ft (Irreg).	Length	Width	Side wall	Add for Hopper	Ded. for Obst.	Effective Depth	Add for Peak	Depth for Capac.	Bushels per Foot	Base Pack%	Bushel Capacity with Pack
--------	---------	------------	----------	------------	-------------------------------	--------	-------	--------------	----------------------	----------------------	--------------------	--------------------	------------------------	------------------------	---------------	------------------------------

**Facility: Fessenden****Section: 1A**

Added	1A	210	Peaked		16.000	0.000	0.000	20.00	2.00	0.00	22.000	1.000	23.0	161.6	5.80	3,933
-------	----	-----	--------	--	--------	-------	-------	-------	------	------	--------	-------	------	-------	------	-------

Bin count: 22

Facility: Fessenden Section: 1A Total: **561,719**To Even: **562,000****Section: 1B**

1B	001	Flat	west bulk warehouse		0.000	120.0	60.00	7.000	0.00	0.00	7.000	0.000	7.0	5787.8	10.0	44,567
----	-----	------	---------------------	--	-------	-------	-------	-------	------	------	-------	-------	-----	--------	------	--------

1B	002	Quonset	west bulk quonset		0.000	124.0	68.00	12.00	0.00	0.00	12.000	0.000	12.0	6634.6	10.0	87,578
----	-----	---------	-------------------	--	-------	-------	-------	-------	------	------	--------	-------	------	--------	------	--------

Bin count: 2

Facility: Fessenden Section: 1B Total: **132,145**To Even: **133,000****Section: A**

A	001	Round	work floor		26.000	0.000	0.000	121.5	0.00	0.00	121.50	0.000	121.5	426.8	8.20	56,108
---	-----	-------	------------	--	--------	-------	-------	-------	------	------	--------	-------	-------	-------	------	--------

A	002	Round	work floor		26.000	0.000	0.000	121.5	0.00	0.00	121.50	0.000	121.5	426.8	8.20	56,108
---	-----	-------	------------	--	--------	-------	-------	-------	------	------	--------	-------	-------	-------	------	--------

A	003	Round	work floor		26.000	0.000	0.000	121.5	0.00	0.00	121.50	0.000	121.5	426.8	8.20	56,108
---	-----	-------	------------	--	--------	-------	-------	-------	------	------	--------	-------	-------	-------	------	--------

A	004	Round	work floor		26.000	0.000	0.000	121.5	0.00	0.00	121.50	0.000	121.5	426.8	8.20	56,108
---	-----	-------	------------	--	--------	-------	-------	-------	------	------	--------	-------	-------	-------	------	--------

A	005	Irregular	work floor		62.100	0.000	0.000	57.00	0.00	0.00	57.000	0.000	57.0	62.1	5.00	3,717
---	-----	-----------	------------	--	--------	-------	-------	-------	------	------	--------	-------	------	------	------	-------

A	006 T	Irregular	work floor		59.400	0.000	0.000	15.50	0.00	0.00	15.500	0.000	15.5	59.4	4.80	965
---	-------	-----------	------------	--	--------	-------	-------	-------	------	------	--------	-------	------	------	------	-----

A	006 B	Irregular	work floor - top 15.5'		59.400	0.000	0.000	35.00	0.00	0.00	35.000	0.000	35.0	59.4	4.80	2,179
---	-------	-----------	------------------------	--	--------	-------	-------	-------	------	------	--------	-------	------	------	------	-------

A	006A T	Irregular	work floor		62.400	0.000	0.000	15.50	0.00	0.00	15.500	0.000	15.5	62.4	5.00	1,015
---	--------	-----------	------------	--	--------	-------	-------	-------	------	------	--------	-------	------	------	------	-------

A	006A B	Irregular	work floor - top 15.5'		62.400	0.000	0.000	35.00	0.00	0.00	35.000	0.000	35.0	62.4	5.00	2,293
---	--------	-----------	------------------------	--	--------	-------	-------	-------	------	------	--------	-------	------	------	------	-------

Exam Date:08/27/2012

Fessenden Cooperative Association

Page: 14

Examiner: 2

PO Box 126  
Fessenden , ND  
County:

Status	Section	Bin Number	Bin Type	Base Point	Diameter or Bu/Ft (Irreg).	Length	Width	Side wall	Add for Hopper	Ded. for Obst.	Effective Depth	Add for Peak	Depth for Capac.	Bushels per Foot	Base Pack%	Bushel Capacity with Pack
--------	---------	------------	----------	------------	-------------------------------	--------	-------	--------------	----------------------	----------------------	--------------------	--------------------	------------------------	------------------------	---------------	------------------------------

## Facility: Fessenden

### Section: A

A	007	Irregular	work floor		28.800	0.000	0.000	96.50	0.00	0.00	96.500	0.000	96.5	28.8	2.50	2,848
A	008	Irregular	work floor		28.900	0.000	0.000	96.50	0.00	0.00	96.500	0.000	96.5	28.9	2.50	2,859
A	009	Irregular	work floor		77.000	0.000	0.000	96.50	0.00	0.00	96.500	0.000	96.5	77.0	5.50	7,840
A	010	Irregular	work floor		76.000	0.000	0.000	96.50	0.00	0.00	96.500	0.000	96.5	76.0	5.50	7,737
A	011	Irregular	work floor		76.900	0.000	0.000	97.00	0.00	0.00	97.000	0.000	97.0	76.9	5.50	7,869
A	012	Irregular	work floor		76.400	0.000	0.000	97.00	0.00	0.00	97.000	0.000	97.0	76.4	5.50	7,819
A	013	Irregular	work floor		37.900	0.000	0.000	96.50	0.00	0.00	96.500	0.000	96.5	37.9	3.00	3,767
A	014	Irregular	work floor		37.900	0.000	0.000	96.50	0.00	0.00	96.500	0.000	96.5	37.9	3.00	3,767
A	015	Irregular	work floor		37.900	0.000	0.000	96.50	0.00	0.00	96.500	0.000	96.5	37.9	3.00	3,767
A	016	Irregular	work floor		37.900	0.000	0.000	96.50	0.00	0.00	96.500	0.000	96.5	37.9	3.00	3,767
A	017	Irregular	work floor		37.900	0.000	0.000	96.50	0.00	0.00	96.500	0.000	96.5	37.9	3.00	3,767
A	018	Irregular	work floor		37.900	0.000	0.000	96.50	0.00	0.00	96.500	0.000	96.5	37.9	3.00	3,767
A	019	Irregular	work floor		37.900	0.000	0.000	96.30	0.00	0.00	96.300	0.000	96.3	37.9	3.00	3,760
A	020	Irregular	work floor		37.900	0.000	0.000	96.30	0.00	0.00	96.300	0.000	96.3	37.9	3.00	3,760
A	021	Irregular	work floor		37.900	0.000	0.000	96.30	0.00	0.00	96.300	0.000	96.3	37.9	3.00	3,760
A	022	Irregular	work floor		75.400	0.000	0.000	97.00	0.00	0.00	97.000	0.000	97.0	75.4	5.50	7,716
A	023	Irregular	work floor		74.800	0.000	0.000	97.00	0.00	0.00	97.000	0.000	97.0	74.8	5.50	7,655
A	024	Irregular	work floor		76.500	0.000	0.000	96.50	0.00	0.00	96.500	0.000	96.5	76.5	5.50	7,788
A	025	Irregular	work floor		76.300	0.000	0.000	96.50	0.00	0.00	96.500	0.000	96.5	76.3	5.50	7,768
A	026	Irregular	work floor		54.800	0.000	0.000	96.50	0.00	0.00	96.500	0.000	96.5	54.8	4.50	5,526
A	027	Irregular	work floor		53.100	0.000	0.000	96.50	0.00	0.00	96.500	0.000	96.5	53.1	4.50	5,355

Exam Date:08/27/2012

Fessenden Cooperative Association

Page: 15

Examiner: 2

PO Box 126  
Fessenden , ND  
County:

Status	Section	Bin Number	Bin Type	Base Point	Diameter or Bu/Ft (Irreg).	Length	Width	Side wall	Add for Hopper	Ded. for Obst.	Effective Depth	Add for Peak	Depth for Capac.	Bushels per Foot	Base Pack%	Bushel Capacity with Pack
--------	---------	------------	----------	------------	-------------------------------	--------	-------	--------------	----------------------	----------------------	--------------------	--------------------	------------------------	------------------------	---------------	------------------------------

## Facility: Fessenden

### Section: A

A	028	Irregular	work floor		50.000	0.000	0.000	100.5	0.00	0.00	100.50	0.000	100.5	50.0	4.20	5,236
A	029	Irregular	work floor		27.100	0.000	0.000	100.5	0.00	0.00	100.50	0.000	100.5	27.1	2.50	2,792
A	030	Irregular	work floor		25.500	0.000	0.000	100.5	0.00	0.00	100.50	0.000	100.5	25.5	2.50	2,627
A	031	Irregular	work floor		58.400	0.000	0.000	88.00	0.00	0.00	88.000	0.000	88.0	58.4	4.80	5,386
A	032	Irregular	work floor		56.800	0.000	0.000	88.00	0.00	0.00	88.000	0.000	88.0	56.8	4.80	5,238
A	033	Irregular	work floor		58.400	0.000	0.000	88.00	0.00	0.00	88.000	0.000	88.0	58.4	4.80	5,386
A	034	Irregular	work floor		57.900	0.000	0.000	88.00	0.00	0.00	88.000	0.000	88.0	57.9	4.80	5,340
A	035	Irregular	work floor		57.900	0.000	0.000	88.00	0.00	0.00	88.000	0.000	88.0	57.9	4.80	5,340
A	036	Irregular	work floor		57.900	0.000	0.000	88.00	0.00	0.00	88.000	0.000	88.0	57.9	4.80	5,340
A	037	Peaked	top of sidewall		42.000	0.000	0.000	64.00	0.00	0.00	64.000	2.500	66.5	1113.7	10.0	81,467
A	038	Peaked	top of sidewall		35.900	0.000	0.000	58.60	0.00	0.00	58.600	2.200	60.8	813.7	10.0	54,420
A	039	Peaked	top of sidewall		29.900	0.000	0.000	58.60	0.00	0.00	58.600	1.800	60.4	564.4	9.00	37,158
A	101A	Round	TOP OF SLAB		34.000	8.487	8.487	137.5	0.00	0.00	137.50	0.000	137.5	729.8	9.80	110,182
A	102A	Round	TOP OF SLAB		34.000	8.487	8.487	137.5	0.00	0.00	137.50	0.000	137.5	729.8	9.80	110,182
A	103A	Round	TOP OF SLAB		34.000	8.487	8.487	137.5	0.00	0.00	137.50	0.000	137.5	729.8	9.80	110,182
A	104A	Round	TOP OF SLAB		34.000	8.487	8.487	137.5	0.00	0.00	137.50	0.000	137.5	729.8	9.80	110,182
A	105A	Round	TOP OF SLAB		34.000	8.487	8.487	137.5	0.00	0.00	137.50	0.000	137.5	729.8	9.80	110,182
A	106A	Round	TOP OF SLAB		34.000	8.487	8.487	137.5	0.00	0.00	137.50	0.000	137.5	729.8	9.80	110,182
A	107A	Round	TOP OF SLAB		34.000	8.487	8.487	137.5	0.00	0.00	137.50	0.000	137.5	729.8	9.80	110,182
A	108A	Round	TOP OF SLAB		34.000	8.487	8.487	137.5	0.00	0.00	137.50	0.000	137.5	729.8	9.80	110,182
A	109A	Interstice	TOP OF SLAB		32.400	8.487	8.487	137.5	0.00	0.00	137.50	0.000	137.5	181.1	5.80	26,345

Exam Date:08/27/2012

Fessenden Cooperative Association

Page: 16

Examiner: 2

PO Box 126  
Fessenden , ND  
County:

Status	Section	Bin Number	Bin Type	Base Point	Diameter or Bu/Ft (Irreg.) Length	Width	Side wall	Add for Hopper	Ded. for Obst.	Effective Depth	Add for Peak	Depth for Capac.	Bushels per Foot	Base Pack%	Bushel Capacity with Pack
--------	---------	------------	----------	------------	---	-------	--------------	----------------------	----------------------	--------------------	--------------------	------------------------	------------------------	---------------	------------------------------

## Facility: Fessenden

### Section: A

A	110A		Interstice	TOP OF SLAB	32.400	8.487	8.487	137.5	0.00	0.00	137.50	0.000	137.5	181.1	5.80	26,345
A	111A		Interstice	TOP OF SLAB	32.400	8.487	8.487	137.5	0.00	0.00	137.50	0.000	137.5	181.1	5.80	26,345
A	202		Square	work floor	0.000	6.600	5.200	44.00	0.00	0.00	44.000	0.000	44.0	27.6	2.50	1,244
A	203		Square	work floor	0.000	4.600	4.300	45.00	0.00	0.00	45.000	0.000	45.0	15.9	2.00	730
A	204		Square	work floor	0.000	4.600	4.300	47.00	0.00	0.00	47.000	0.000	47.0	15.9	2.00	762
A	205 A		Square	work floor part of 205	0.000	5.600	4.000	23.00	0.00	0.00	23.000	0.000	23.0	18.0	2.00	422
A	205 T		Square	work floor	0.000	4.000	2.300	23.00	0.00	0.00	23.000	0.000	23.0	7.4	2.00	173
A	205 B		Square	work floor - top 23'	0.000	8.000	4.000	17.00	0.00	0.00	17.000	0.000	17.0	25.7	2.50	448
A	206		Square	work floor -	0.000	7.000	5.200	45.00	0.00	0.00	45.000	0.000	45.0	29.3	2.50	1,352
A	207 T		Square	work floor	0.000	9.400	4.100	45.00	0.00	0.00	45.000	0.000	45.0	31.0	2.50	1,430
A	207 B		Square	work floor - top 45'	0.000	9.300	8.100	16.00	0.00	0.00	16.000	0.000	16.0	60.6	4.80	1,017
A	208		Square	work floor	0.000	12.00	9.300	46.00	0.00	0.00	46.000	0.000	46.0	89.7	5.80	4,365
A	209		Square	work floor	0.000	7.000	6.000	45.00	0.00	0.00	45.000	0.000	45.0	33.8	2.50	1,559
A	210		Square	work floor	0.000	9.300	8.100	61.00	0.00	0.00	61.000	0.000	61.0	60.6	4.80	3,874
A	211 T		Square	work floor	0.000	4.500	4.200	12.00	0.00	0.00	12.000	0.000	12.0	15.2	2.00	186
A	211 B		Square	work floor - top 12'	0.000	8.400	7.000	25.00	0.00	0.00	25.000	0.000	25.0	47.3	4.00	1,230
A	212 T		Square	work floor	0.000	4.600	3.400	12.00	0.00	0.00	12.000	0.000	12.0	12.6	2.00	154
A	212 B		Square	work floor - top 12'	0.000	8.400	6.600	25.00	0.00	0.00	25.000	0.000	25.0	44.6	3.50	1,154
A	213		Square	work floor	0.000	9.100	8.400	61.00	0.00	0.00	61.000	0.000	61.0	61.4	4.80	3,925
A	214		Square	work floor	0.000	6.600	6.000	44.00	0.00	0.00	44.000	0.000	44.0	31.8	2.50	1,434
A	215		Square	work floor	0.000	11.20	9.100	46.00	0.00	0.00	46.000	0.000	46.0	81.9	5.50	3,974

Exam Date:08/27/2012

Fessenden Cooperative Association

Page: 17

Examiner: 2

PO Box 126  
Fessenden , ND  
County:

Status	Section	Bin Number	Bin Type	Base Point	Diameter or Bu/Ft (Irreg.) Length	Width	Side wall	Add for Hopper	Ded. for Obst.	Effective Depth	Add for Peak	Depth for Capac.	Bushels per Foot	Base Pack%	Bushel Capacity with Pack
--------	---------	------------	----------	------------	---	-------	--------------	----------------------	----------------------	--------------------	--------------------	------------------------	------------------------	---------------	------------------------------

## Facility: Fessenden

### Section: A

A	216 T	Square	work floor		0.000	9.100	4.100	45.00	0.00	0.00	45.000	0.000	45.0	30.0	2.50	1,384
A	216 B	Square	work floor - top 45'		0.000	9.100	8.600	16.00	0.00	0.00	16.000	0.000	16.0	62.9	5.00	1,056
A	217	Square	work floor		0.000	4.300	4.300	41.00	0.00	0.00	41.000	0.000	41.0	14.9	2.00	623
A	218	Square	work floor		0.000	4.300	4.300	41.00	0.00	0.00	41.000	0.000	41.0	14.9	2.00	623
A	220 T	Square	work floor		0.000	14.30	9.600	54.00	0.00	0.00	54.000	0.000	54.0	110.4	6.20	6,332
A	220 B	Square	work floor - top 54'		0.000	12.00	9.600	7.000	0.00	0.00	7.000	0.000	7.0	92.6	5.80	686
A	221 T	Square	work floor		0.000	14.30	9.600	54.00	0.00	0.00	54.000	0.000	54.0	110.4	6.20	6,332
A	221 B	Square	work floor - top 54'		0.000	12.00	9.600	7.000	0.00	0.00	7.000	0.000	7.0	92.6	5.80	686
A	222 T	Square	work floor		0.000	14.30	9.600	54.00	0.00	0.00	54.000	0.000	54.0	110.4	6.20	6,332
A	222 B	Square	work floor - top 54'		0.000	12.00	9.600	7.000	0.00	0.00	7.000	0.000	7.0	92.6	5.80	686
A	223 T	Square	work floor		0.000	14.30	9.400	31.00	0.00	0.00	31.000	0.000	31.0	108.1	6.20	3,559
A	223 M	Square	work floor - top 31' blind bin		0.000	14.30	9.400	23.00	0.00	0.00	23.000	0.000	23.0	108.1	6.20	2,640
A	223B	Square	work floor - top & middle 54'		0.000	12.00	9.400	7.000	0.00	0.00	7.000	0.000	7.0	90.7	5.80	672
A	224 T	Square	work floor		0.000	14.30	9.600	54.00	0.00	0.00	54.000	0.000	54.0	110.4	6.20	6,332
A	224 B	Square	work floor - top 54'		0.000	12.00	9.600	7.000	0.00	0.00	7.000	0.000	7.0	92.6	5.80	686
A	225 T	Square	work floor		0.000	14.30	9.400	54.00	0.00	0.00	54.000	0.000	54.0	108.1	6.20	6,199
A	225 B	Square	work floor - top 54'		0.000	12.00	9.400	7.000	0.00	0.00	7.000	0.000	7.0	90.7	5.80	672
A	301 T	Square	work floor		0.000	11.50	11.50	39.00	0.00	0.00	39.000	0.000	39.0	106.3	6.20	4,403
A	301 B	Square	work floor - top 39'		0.000	11.50	9.000	3.000	0.00	0.00	3.000	0.000	3.0	83.2	5.80	265
A	302 T	Square	work floor		0.000	11.50	11.50	39.00	0.00	0.00	39.000	0.000	39.0	106.3	6.20	4,403
A	302 B	Square	work floor - top 39'		0.000	11.50	8.700	3.000	0.00	0.00	3.000	0.000	3.0	80.4	5.50	254

Status	Section	Bin Number	Bin Type	Base Point	Diameter or Bu/Ft (Irreg.) Length	Width	Side wall	Add for Hopper	Ded. for Obst.	Effective Depth	Add for Peak	Depth for Capac.	Bushels per Foot	Base Pack%	Bushel Capacity with Pack
--------	---------	------------	----------	------------	---	-------	--------------	----------------------	----------------------	--------------------	--------------------	------------------------	------------------------	---------------	------------------------------

## Facility: Fessenden

### Section: A

A	303	T	Square	work floor	0.000	11.50	11.50	39.00	0.00	0.00	39.000	0.000	39.0	106.3	6.20	4,403
A	303	B	Square	work floor - top 39'	0.000	11.50	9.000	3.000	0.00	0.00	3.000	0.000	3.0	83.2	5.80	265
A	304	T	Square	work floor	0.000	11.50	11.50	39.00	0.00	0.00	39.000	0.000	39.0	106.3	6.20	4,403
A	304	B	Square	work floor - top 39'	0.000	11.50	8.700	3.000	0.00	0.00	3.000	0.000	3.0	80.4	5.50	254
A	305	T	Square	work floor	0.000	11.50	11.40	39.00	0.00	0.00	39.000	0.000	39.0	105.4	6.20	4,366
A	305	B	Square	work floor - top 39'	0.000	11.40	8.700	3.000	0.00	0.00	3.000	0.000	3.0	79.7	5.50	252
A	306	T	Square	work floor	0.000	11.50	11.40	39.00	0.00	0.00	39.000	0.000	39.0	105.4	6.20	4,366
A	306	B	Square	work floor - top 39'	0.000	11.40	8.700	3.000	0.00	0.00	3.000	0.000	3.0	79.7	5.50	252

Bin count: 101

Facility: Fessenden Section: A Total: **1,626,303**

To Even: **1,627,000**

### Section: A-G

A-G	ground	Temporary	250,000 bu.	ground	18.000	300.0	105.5	0.500	0.00	0.00	0.500	8.400	8.9	25442.1	10.0	249,079
-----	--------	-----------	-------------	--------	--------	-------	-------	-------	------	------	-------	-------	-----	---------	------	---------

Bin count: 1

Facility: Fessenden Section: A-G Total: **249,079**

To Even: **250,000**

Exam Date:08/27/2012

Fessenden Cooperative Association

Page: 19

Examiner: 2

PO Box 126  
Fessenden , ND  
County:

Status	Section	Bin Number	Bin Type	Base Point	Diameter or Bu/Ft (Irreg).	Length	Width	Side wall	Add for Hopper	Ded. for Obst.	Effective Depth	Add for Peak	Depth for Capac.	Bushels per Foot	Base Pack%	Bushel Capacity with Pack
--------	---------	------------	----------	------------	-------------------------------	--------	-------	--------------	----------------------	----------------------	--------------------	--------------------	------------------------	------------------------	---------------	------------------------------

## Facility: Hamberg

### Section: I

I	004	Square	work floor		0.000	6.500	2.000	46.00	0.00	0.00	46.000	0.000	46.0	10.5	2.00	493
I	005	Square	work floor		0.000	10.50	6.500	44.50	0.00	0.00	44.500	0.000	44.5	54.9	4.50	2,553
I	006	Square	work floor		0.000	11.50	6.000	47.00	0.00	0.00	47.000	0.000	47.0	55.5	4.80	2,734
I	007	Square	work floor		0.000	10.50	6.500	46.00	0.00	0.00	46.000	0.000	46.0	54.9	4.50	2,639
I	008	Square			0.000	12.00	10.50	64.00	0.00	0.00	64.000	0.000	64.0	101.3	6.00	6,872
I	009	Square	work floor		0.000	12.00	10.50	64.00	0.00	0.00	64.000	0.000	64.0	101.3	6.00	6,872
I	010	Square	work floor		0.000	12.00	10.50	65.00	0.00	0.00	65.000	0.000	65.0	101.3	6.00	6,980
I	011	Square	work floor		0.000	12.00	10.50	64.00	0.00	0.00	64.000	0.000	64.0	101.3	6.00	6,872
I	012	Square	work floor		0.000	12.00	11.50	65.00	0.00	0.00	65.000	0.000	65.0	110.9	6.20	7,656
I	013 T	Square	work floor		0.000	5.500	5.500	17.00	0.00	0.00	17.000	0.000	17.0	24.3	2.50	423
I	013 B	Square	work floor - top 17'		0.000	11.50	5.500	30.00	0.00	0.00	30.000	0.000	30.0	50.8	4.50	1,593
I	013A	Square	work floor		0.000	5.500	5.500	17.00	0.00	0.00	17.000	0.000	17.0	24.3	2.50	423
I	014 T	Square	work floor		0.000	4.300	4.000	25.00	0.00	0.00	25.000	0.000	25.0	13.8	2.00	352
I	014 B	Square	work floor - top 25'		0.000	10.50	4.000	20.00	0.00	0.00	20.000	0.000	20.0	33.8	2.50	693
I	016	Square	work floor		0.000	5.000	2.500	45.00	0.00	0.00	45.000	0.000	45.0	10.0	2.00	459
I	017	Square	work floor		0.000	6.500	5.500	47.50	0.00	0.00	47.500	0.000	47.5	28.7	2.50	1,397
I	018	Square	work floor		0.000	6.500	5.500	47.50	0.00	0.00	47.500	0.000	47.5	28.7	2.50	1,397
I	019	Square	work floor		0.000	6.500	5.500	47.00	0.00	0.00	47.000	0.000	47.0	28.7	2.50	1,383
I	020	Square	work floor		0.000	6.500	5.500	47.00	0.00	0.00	47.000	0.000	47.0	28.7	2.50	1,383
I	021	Square	work floor		0.000	5.500	3.500	25.00	0.00	0.00	25.000	0.000	25.0	15.5	2.00	396
I	102	Square	work floor		0.000	9.000	7.500	38.00	0.00	0.00	38.000	0.000	38.0	54.3	4.50	2,156

Exam Date:08/27/2012

Fessenden Cooperative Association

Page: 20

Examiner: 2

PO Box 126  
Fessenden , ND  
County:

Status	Section	Bin Number	Bin Type	Base Point	Diameter or Bu/Ft (Irreg).	Length	Width	Side wall	Add for Hopper	Ded. for Obst.	Effective Depth	Add for Peak	Depth for Capac.	Bushels per Foot	Base Pack%	Bushel Capacity with Pack
--------	---------	------------	----------	------------	-------------------------------	--------	-------	--------------	----------------------	----------------------	--------------------	--------------------	------------------------	------------------------	---------------	------------------------------

## Facility: Hamberg

### Section: I

I		103	Square	work floor	0.000	11.00	7.500	29.00	0.00	0.00	29.000	0.000	29.0	66.3	5.00	2,019
I		104	Irregular	work floor 11X7.5 ??	63.200	0.000	0.000	29.00	0.00	0.00	29.000	0.000	29.0	63.2	5.00	1,925
I		105 T	Square	work floor	0.000	7.500	5.000	8.000	0.00	0.00	8.000	0.000	8.0	30.1	2.50	247
I		105 B	Square	work floor - top 8'	0.000	9.000	7.500	31.00	0.00	0.00	31.000	0.000	31.0	54.3	4.50	1,759
I		106	Square	work floor	0.000	9.000	7.500	39.00	0.00	0.00	39.000	0.000	39.0	54.3	4.50	2,213
I		108	Square	work floor	0.000	9.000	7.500	38.50	0.00	0.00	38.500	0.000	38.5	54.3	4.50	2,185
I		109	Square	work floor	0.000	11.00	7.500	25.00	0.00	0.00	25.000	0.000	25.0	66.3	5.00	1,741
I		110	Square	work floor	0.000	7.500	4.000	8.000	0.00	0.00	8.000	0.000	8.0	24.1	2.50	198
I		111	Square	work floor	0.000	9.000	7.500	38.50	0.00	0.00	38.500	0.000	38.5	54.3	4.50	2,185
I		112	Square	work floor	0.000	9.000	7.500	39.00	0.00	0.00	39.000	0.000	39.0	54.3	4.50	2,213
I		201 T	Square	work floor	0.000	11.50	10.00	34.00	0.00	0.00	34.000	0.000	34.0	92.4	5.80	3,324
I		201 B	Square	work floor - top 34'	0.000	10.00	9.500	6.000	0.00	0.00	6.000	0.000	6.0	76.4	5.50	483
I		202 T	Square	work floor	0.000	11.50	10.50	34.00	0.00	0.00	34.000	0.000	34.0	97.1	6.00	3,499
I		202 B	Square	work floor - top 34'	0.000	10.50	9.500	6.000	0.00	0.00	6.000	0.000	6.0	80.2	5.50	507
I		203 T	Square	work floor	0.000	11.50	10.00	34.00	0.00	0.00	34.000	0.000	34.0	92.4	5.80	3,324
I		203 B	Square	work floor - top 34'	0.000	10.00	9.500	6.000	0.00	0.00	6.000	0.000	6.0	76.4	5.50	483
I		204 T	Square	work floor	0.000	11.50	10.00	34.00	0.00	0.00	34.000	0.000	34.0	92.4	5.80	3,324
I		204 B	Square	work floor - top 34'	0.000	10.00	9.500	6.000	0.00	0.00	6.000	0.000	6.0	76.4	5.50	483
I		205 T	Square	work floor	0.000	11.50	10.50	34.00	0.00	0.00	34.000	0.000	34.0	97.1	6.00	3,499
I		205 B	Square	work floor - top 34'	0.000	10.50	9.500	6.000	0.00	0.00	6.000	0.000	6.0	80.2	5.50	507
I		206 T	Square	work floor	0.000	11.50	10.00	34.00	0.00	0.00	34.000	0.000	34.0	92.4	5.80	3,324

Client ID: 851

## NDPSC Bin Capacity Chart

08/30/2012 12:51:56 PM

Exam Date:08/27/2012

Fessenden Cooperative Association

Page: 21

Examiner: 2

PO Box 126  
Fessenden , ND  
County:

Status	Section	Bin Number	Bin Type	Base Point	Diameter or Bu/Ft (Irreg). Length	Width	Side wall	Add for Hopper	Ded. for Obst.	Effective Depth	Add for Peak	Depth for Capac.	Bushels per Foot	Base Pack%	Bushel Capacity with Pack
--------	---------	------------	----------	------------	---	-------	--------------	----------------------	----------------------	--------------------	--------------------	------------------------	------------------------	---------------	------------------------------

**Facility: Hamberg****Section: I**

I	206 B	Square	work floor - top 34'	0.000	10.00	9.500	6.000	0.00	0.00	6.000	0.000	6.0	76.4	5.50	483
I	301	Peaked	top of sidewall	35.900	0.000	0.000	23.00	0.00	0.00	23.000	2.200	25.2	813.7	10.0	22,556
I	302	Peaked	top of sidewall	35.900	0.000	0.000	23.00	0.00	0.00	23.000	2.200	25.2	813.7	10.0	22,556
I	303	Peaked	top of sidewall	35.900	0.000	0.000	23.00	0.00	0.00	23.000	2.200	25.2	813.7	10.0	22,556
I	304	Peaked	top of sidewall	13.500	0.000	0.000	12.00	2.00	0.00	14.000	0.800	14.8	115.1	5.20	1,792
I	305	Peaked	top of sidewall	13.500	0.000	0.000	12.00	2.00	0.00	14.000	0.800	14.8	115.1	5.20	1,792

Bin count: 48

Facility: Hamberg Section: I Total: **166,903**To Even: **167,000****Section: I-G**

I-G	ground	Temporary	50,000 bu. ground	11.000	160.0	60.00	1.000	0.00	0.00	1.000	4.800	5.8	7717.0	10.0	49,235
-----	--------	-----------	-------------------	--------	-------	-------	-------	------	------	-------	-------	-----	--------	------	--------

Bin count: 1

Facility: Hamberg Section: I-G Total: **49,235**To Even: **50,000**

Exam Date:08/27/2012

Fessenden Cooperative Association

Page: 22

Examiner: 2

PO Box 126  
Fessenden , ND  
County:

Status	Section	Bin Number	Bin Type	Base Point	Diameter or Bu/Ft (Irreg).	Length	Width	Side wall	Add for Hopper	Ded. for Obst.	Effective Depth	Add for Peak	Depth for Capac.	Bushels per Foot	Base Pack%	Bushel Capacity with Pack
--------	---------	------------	----------	------------	-------------------------------	--------	-------	--------------	----------------------	----------------------	--------------------	--------------------	------------------------	------------------------	---------------	------------------------------

## Facility: Heimdal

### Section: C

C	001 T	Square	work floor		0.000	5.300	4.200	20.00	0.00	0.00	20.000	0.000	20.0	17.9	2.00	365
C	001 B	Square	work floor - top 20'		0.000	10.80	4.200	26.00	0.00	0.00	26.000	0.000	26.0	36.5	3.00	977
C	002	Square	work floor		0.000	7.000	4.400	45.00	0.00	0.00	45.000	0.000	45.0	24.8	2.50	1,144
C	003	Square	work floor		0.000	10.80	4.100	46.00	0.00	0.00	46.000	0.000	46.0	35.6	3.00	1,687
C	004	Square	work floor		0.000	11.40	9.000	63.00	0.00	0.00	63.000	0.000	63.0	82.5	5.50	5,484
C	005	Square	work floor		0.000	11.40	5.900	46.00	0.00	0.00	46.000	0.000	46.0	54.1	4.50	2,601
C	008	Square	work floor		0.000	7.000	5.800	45.00	0.00	0.00	45.000	0.000	45.0	32.6	2.50	1,504
C	009	Square	work floor		0.000	11.40	5.800	46.00	0.00	0.00	46.000	0.000	46.0	53.2	4.50	2,557
C	010	Square	work floor		0.000	11.40	8.900	64.00	0.00	0.00	64.000	0.000	64.0	81.6	5.50	5,509
C	011	Square	work floor		0.000	8.900	7.000	45.00	0.00	0.00	45.000	0.000	45.0	50.1	4.50	2,356
C	013	Square	work floor		0.000	7.000	5.800	45.00	0.00	0.00	45.000	0.000	45.0	32.6	2.50	1,504
C	014 T	Irregular	work floor 8.9 x 7 less		16.300	0.000	0.000	15.00	0.00	0.00	15.000	0.000	15.0	16.3	2.00	250
C	014 B	Square	work floor - top 15'		0.000	8.900	7.000	30.00	0.00	0.00	30.000	0.000	30.0	50.1	4.50	1,571
C	015	Square	work floor		0.000	11.40	8.900	64.00	0.00	0.00	64.000	0.000	64.0	81.6	5.50	5,509
C	016	Square	work floor		0.000	11.40	5.800	46.00	0.00	0.00	46.000	0.000	46.0	53.2	4.50	2,557
C	017	Square	work floor		0.000	11.40	5.900	46.00	0.00	0.00	46.000	0.000	46.0	54.1	4.50	2,601
C	018	Square	work floor		0.000	7.000	4.400	45.00	0.00	0.00	45.000	0.000	45.0	24.8	2.50	1,144
C	020	Square	work floor		0.000	5.300	4.200	20.00	0.00	0.00	20.000	0.000	20.0	17.9	2.00	365
C	022	Square	work floor		0.000	11.40	9.000	63.00	0.00	0.00	63.000	0.000	63.0	82.5	5.50	5,484
C	101	Square	work floor		0.000	5.000	3.600	36.00	0.00	0.00	36.000	0.000	36.0	14.5	2.00	532
C	102	Square	work floor		0.000	9.400	5.500	36.50	0.00	0.00	36.500	0.000	36.5	41.6	3.50	1,571

Exam Date:08/27/2012

Fessenden Cooperative Association

Page: 23

Examiner: 2

PO Box 126  
Fessenden , ND  
County:

Status	Section	Bin Number	Bin Type	Base Point	Diameter or Bu/Ft (Irreg). Length	Width	Side wall	Add for Hopper	Ded. for Obst.	Effective Depth	Add for Peak	Depth for Capac.	Bushels per Foot	Base Pack%	Bushel Capacity with Pack
--------	---------	------------	----------	------------	---	-------	--------------	----------------------	----------------------	--------------------	--------------------	------------------------	------------------------	---------------	------------------------------

## Facility: Heimdal

### Section: C

C	103		Square	work floor	0.000	9.400	3.500	36.00	0.00	0.00	36.000	0.000	36.0	26.4	2.50	974
C	104 T		Square	work floor	0.000	9.400	4.500	37.00	0.00	0.00	37.000	0.000	37.0	34.0	2.50	1,289
C	104 B		Square	work floor - top 37'	0.000	10.20	9.400	18.00	0.00	0.00	18.000	0.000	18.0	77.1	5.50	1,464
C	105		Square	work floor	0.000	9.400	5.500	36.50	0.00	0.00	36.500	0.000	36.5	41.6	3.50	1,571
C	106 T		Square	work floor	0.000	9.600	4.500	37.00	0.00	0.00	37.000	0.000	37.0	34.7	3.00	1,323
C	106 B		Square	work floor - top 37'	0.000	10.20	9.600	18.00	0.00	0.00	18.000	0.000	18.0	78.7	5.50	1,495
C	107 T		Square	work floor	0.000	9.400	4.500	37.00	0.00	0.00	37.000	0.000	37.0	34.0	2.50	1,289
C	107 B		Square	work floor - top 37'	0.000	10.20	9.400	18.00	0.00	0.00	18.000	0.000	18.0	77.1	5.50	1,464
C	108		Square	work floor	0.000	9.600	5.500	36.50	0.00	0.00	36.500	0.000	36.5	42.4	3.50	1,602
C	109 T		Square	work floor	0.000	9.600	4.500	37.00	0.00	0.00	37.000	0.000	37.0	34.7	3.00	1,323
C	109 B		Square	work floor - top 37'	0.000	10.20	9.600	18.00	0.00	0.00	18.000	0.000	18.0	78.7	5.50	1,495
C	110		Square	work floor	0.000	9.600	6.400	37.00	0.00	0.00	37.000	0.000	37.0	49.4	4.20	1,905
C	111		Square	work floor	0.000	9.600	5.500	36.50	0.00	0.00	36.500	0.000	36.5	42.4	3.50	1,602
C	112 T		Square	work floor	0.000	9.400	4.500	37.00	0.00	0.00	37.000	0.000	37.0	34.0	2.50	1,289
C	112 B		Square	work floor - top 37'	0.000	10.20	9.400	17.00	0.00	0.00	17.000	0.000	17.0	77.1	5.50	1,383
C	113		Square	work floor	0.000	9.600	6.400	37.00	0.00	0.00	37.000	0.000	37.0	49.4	4.20	1,905
C	114		Square	work floor	0.000	9.400	5.500	35.00	0.00	0.00	35.000	0.000	35.0	41.6	3.50	1,507
C	115 T		Square	work floor	0.000	9.400	4.500	37.00	0.00	0.00	37.000	0.000	37.0	34.0	2.50	1,289
C	115 B		Square	work floor - top 37'	0.000	10.20	9.400	17.00	0.00	0.00	17.000	0.000	17.0	77.1	5.50	1,383
C	116		Square	work floor	0.000	9.400	6.400	36.00	0.00	0.00	36.000	0.000	36.0	48.4	4.20	1,815
C	117		Square	work floor	0.000	9.400	5.500	35.00	0.00	0.00	35.000	0.000	35.0	41.6	3.50	1,507

Exam Date:08/27/2012

Fessenden Cooperative Association

Page: 24

Examiner: 2

PO Box 126  
Fessenden, ND  
County:

Status	Section	Bin Number	Bin Type	Base Point	Diameter or Bu/Ft (Irreg.) Length	Width	Side wall	Add for Hopper	Ded. for Obst.	Effective Depth	Add for Peak	Depth for Capac.	Bushels per Foot	Base Pack%	Bushel Capacity with Pack
--------	---------	------------	----------	------------	---	-------	--------------	----------------------	----------------------	--------------------	--------------------	------------------------	------------------------	---------------	------------------------------

## Facility: Heimdal

### Section: C

C	118	Square	work floor		0.000	9.400	6.400	36.00	0.00	0.00	36.000	0.000	36.0	48.4	4.20	1,815
C	201 T	Square	work floor		0.000	15.20	13.20	58.50	0.00	0.00	58.500	0.000	58.5	161.3	7.00	10,097
C	201 B	Square	work floor - top 58.5'		0.000	13.20	12.70	7.000	0.00	0.00	7.000	0.000	7.0	134.8	6.50	1,005
C	202 T	Square	work floor		0.000	15.20	13.20	58.50	0.00	0.00	58.500	0.000	58.5	161.3	7.00	10,097
C	202 B	Square	work floor - top 58.5'		0.000	13.20	12.80	7.000	0.00	0.00	7.000	0.000	7.0	135.8	6.50	1,013
C	203 T	Square	work floor		0.000	15.20	13.60	58.50	0.00	0.00	58.500	0.000	58.5	166.2	7.00	10,404
C	203 B	Square	work floor - top 58.5'		0.000	13.60	12.80	7.000	0.00	0.00	7.000	0.000	7.0	139.9	6.80	1,046
C	204 T	Square	work floor		0.000	13.60	3.100	31.00	0.00	0.00	31.000	0.000	31.0	33.9	2.50	1,077
C	204 M	Square	work floor - top 31'		0.000	15.20	13.60	27.50	0.00	0.00	27.500	0.000	27.5	166.2	7.00	4,891
C	204B	Square	work floor - top & middle		0.000	13.60	12.70	7.000	0.00	0.00	7.000	0.000	7.0	138.8	6.50	1,035
C	205	Square	work floor		0.000	13.60	11.70	31.00	0.00	0.00	31.000	0.000	31.0	127.9	6.50	4,223
C	206 T	Square	work floor		0.000	15.20	13.60	58.50	0.00	0.00	58.500	0.000	58.5	166.2	7.00	10,404
C	206 B	Square	work floor - top 58.5'		0.000	13.60	12.70	7.000	0.00	0.00	7.000	0.000	7.0	138.8	6.50	1,035
C	207 T	Square	work floor		0.000	15.20	13.60	58.50	0.00	0.00	58.500	0.000	58.5	166.2	7.00	10,404
C	207 B	Square	work floor - top 58.5'		0.000	13.60	12.80	7.000	0.00	0.00	7.000	0.000	7.0	139.9	6.80	1,046
C	208 T	Square	work floor		0.000	15.20	13.60	58.50	0.00	0.00	58.500	0.000	58.5	166.2	7.00	10,404
C	208 B	Square	work floor - top 58.5'		0.000	13.60	12.80	7.000	0.00	0.00	7.000	0.000	7.0	139.9	6.80	1,046
C	209 T	Square	work floor		0.000	13.60	3.300	31.00	0.00	0.00	31.000	0.000	31.0	36.1	3.00	1,153
C	209 M	Square	work floor - top 31'		0.000	15.20	13.60	27.50	0.00	0.00	27.500	0.000	27.5	166.2	7.00	4,891
C	209B	Square	work floor - top & middle		0.000	13.60	12.70	7.000	0.00	0.00	7.000	0.000	7.0	138.8	6.50	1,035
C	210	Square	work floor		0.000	13.60	11.50	31.00	0.00	0.00	31.000	0.000	31.0	125.7	6.50	4,150

**NDPSC Bin Capacity Chart**

Exam Date:08/27/2012

Fessenden Cooperative Association

Page: 25

Examiner: 2

PO Box 126  
Fessenden, ND  
County:

Status	Section	Bin Number	Bin Type	Base Point	Diameter or Bu/Ft (Irreg.) Length	Width	Side wall	Add for Hopper	Ded. for Obst.	Effective Depth	Add for Peak	Depth for Capac.	Bushels per Foot	Base Pack%	Bushel Capacity with Pack
--------	---------	------------	----------	------------	---	-------	--------------	----------------------	----------------------	--------------------	--------------------	------------------------	------------------------	---------------	------------------------------

**Facility: Heimdal**

**Section: C**

C	211 T	Square	work floor		0.000	15.20	13.50	58.50	0.00	0.00	58.500	0.000	58.5	165.0	7.00	10,329
C	211 B	Square	work floor - top 58.5'		0.000	13.50	12.70	7.000	0.00	0.00	7.000	0.000	7.0	137.8	6.50	1,028
C	212 T	Square	work floor		0.000	15.20	13.50	58.50	0.00	0.00	58.500	0.000	58.5	165.0	7.00	10,329
C	212 B	Square	work floor - top 58.5'		0.000	13.50	12.80	7.000	0.00	0.00	7.000	0.000	7.0	138.9	6.50	1,035
C	213 T	Square	work floor		0.000	15.20	13.50	58.50	0.00	0.00	58.500	0.000	58.5	165.0	7.00	10,329
C	213 B	Square	work floor - top 58.5'		0.000	13.50	12.80	7.000	0.00	0.00	7.000	0.000	7.0	138.9	6.50	1,035
C	214	Square	work floor		0.000	13.20	11.80	31.00	0.00	0.00	31.000	0.000	31.0	125.2	6.50	4,133
C	215 T	Square	work floor		0.000	13.20	3.000	31.00	0.00	0.00	31.000	0.000	31.0	31.8	2.50	1,011
C	215 M	Square	work floor - top 31'		0.000	15.20	13.20	27.50	0.00	0.00	27.500	0.000	27.5	161.3	7.00	4,747
C	215B	Square	work floor - top & middle		0.000	13.20	12.80	7.000	0.00	0.00	7.000	0.000	7.0	135.8	6.50	1,013
C	216 T	Square	work floor		0.000	15.20	13.20	58.50	0.00	0.00	58.500	0.000	58.5	161.3	7.00	10,097
C	216 B	Square	work floor - top 58.5'		0.000	13.20	12.70	7.000	0.00	0.00	7.000	0.000	7.0	134.8	6.50	1,005
C	217 T	Square	work floor		0.000	13.50	3.300	31.00	0.00	0.00	31.000	0.000	31.0	35.8	3.00	1,143
C	217 M	Square	work floor - top 31'		0.000	15.20	13.50	27.50	0.00	0.00	27.500	0.000	27.5	165.0	7.00	4,856
C	217B	Square	work floor - top & middle		0.000	13.50	12.70	7.000	0.00	0.00	7.000	0.000	7.0	137.8	6.50	1,028
C	218	Square	work floor		0.000	13.50	11.50	31.00	0.00	0.00	31.000	0.000	31.0	124.8	6.50	4,120

Bin count: 79

Facility: Heimdal Section: C Total: **237,655**

To Even: **238,000**

Exam Date:08/27/2012

Fessenden Cooperative Association

Page: 26

Examiner: 2

PO Box 126  
Fessenden, ND  
County:

Status	Section	Bin Number	Bin Type	Base Point	Diameter or Bu/Ft (Irreg).	Length	Width	Side wall	Add for Hopper	Ded. for Obst.	Effective Depth	Add for Peak	Depth for Capac.	Bushels per Foot	Base Pack%	Bushel Capacity with Pack
--------	---------	------------	----------	------------	-------------------------------	--------	-------	--------------	----------------------	----------------------	--------------------	--------------------	------------------------	------------------------	---------------	------------------------------

## Facility: New Rockford

### Section: L

L	001 T	Irregular	work floor - 12.3 x 6.8		53.000	0.000	0.000	10.00	0.00	0.00	10.000	0.000	10.0	53.0	4.50	554
L	001 B	Square	work floor - top 10'		0.000	12.30	6.800	39.00	0.00	0.00	39.000	0.000	39.0	67.2	5.20	2,757
L	002 T	Square	work floor		0.000	5.000	4.000	32.00	0.00	0.00	32.000	0.000	32.0	16.1	2.00	525
L	002 B	Square	work floor - top 32'		0.000	11.00	4.000	19.00	0.00	0.00	19.000	0.000	19.0	35.4	3.00	693
L	003	Square	work floor		0.000	5.700	4.000	32.00	0.00	0.00	32.000	0.000	32.0	18.3	2.00	598
L	004	Square	work floor		0.000	11.00	6.700	51.00	0.00	0.00	51.000	0.000	51.0	59.2	4.80	3,164
L	005 T	Square	work floor		0.000	11.00	6.200	53.00	0.00	0.00	53.000	0.000	53.0	54.8	4.50	3,035
L	005 B	Square	work floor - top 53'		0.000	12.50	11.00	15.00	0.00	0.00	15.000	0.000	15.0	110.5	6.20	1,761
L	006	Square	work floor		0.000	6.000	4.500	14.00	0.00	0.00	14.000	0.000	14.0	21.7	2.00	310
L	008	Square	work floor		0.000	12.30	6.200	51.00	0.00	0.00	51.000	0.000	51.0	61.3	4.80	3,276
L	009 T	Square	work floor		0.000	7.800	6.700	14.00	0.00	0.00	14.000	0.000	14.0	42.0	3.50	609
L	009 B	Square	work floor - top 14'		0.000	12.30	6.700	36.00	0.00	0.00	36.000	0.000	36.0	66.2	5.00	2,502
L	010 T	Square	work floor		0.000	11.00	6.200	53.00	0.00	0.00	53.000	0.000	53.0	54.8	4.50	3,035
L	010 B	Square	work floor - top 53'		0.000	12.50	11.00	15.00	0.00	0.00	15.000	0.000	15.0	110.5	6.20	1,761
L	011	Square	work floor		0.000	11.00	6.700	51.00	0.00	0.00	51.000	0.000	51.0	59.2	4.80	3,164
L	013 T	Irregular	work floor 11 x 6.8 obstrct		46.000	0.000	0.000	10.00	0.00	0.00	10.000	0.000	10.0	46.0	4.00	478
L	013 B	Square	work floor _ top 10'		0.000	11.00	6.800	40.50	0.00	0.00	40.500	0.000	40.5	60.1	4.80	2,551
L	015 T	Irregular	work floor 11 x 6.8 obstrct		46.000	0.000	0.000	10.00	0.00	0.00	10.000	0.000	10.0	46.0	4.00	478
L	015 B	Square	work floor - top 10'		0.000	11.00	6.800	39.00	0.00	0.00	39.000	0.000	39.0	60.1	4.80	2,457
L	016	Square	work floor		0.000	11.00	6.700	51.00	0.00	0.00	51.000	0.000	51.0	59.2	4.80	3,164
L	017 T	Square	work floor		0.000	11.00	6.200	53.00	0.00	0.00	53.000	0.000	53.0	54.8	4.50	3,035

Exam Date:08/27/2012

Fessenden Cooperative Association

Page: 27

Examiner: 2

PO Box 126  
Fessenden , ND  
County:

Status	Section	Bin Number	Bin Type	Base Point	Diameter or Bu/Ft (Irreg.)	Length	Width	Side wall	Add for Hopper	Ded. for Obst.	Effective Depth	Add for Peak	Depth for Capac.	Bushels per Foot	Base Pack%	Bushel Capacity with Pack
--------	---------	------------	----------	------------	-------------------------------	--------	-------	--------------	----------------------	----------------------	--------------------	--------------------	------------------------	------------------------	---------------	------------------------------

## Facility: New Rockford

### Section: L

L	017 B	Square	work floor - top 53'		0.000	12.40	11.00	15.00	0.00	0.00	15.000	0.000	15.0	109.6	6.20	1,746
L	018	Square	work floor		0.000	12.30	6.700	50.00	0.00	0.00	50.000	0.000	50.0	66.2	5.00	3,476
L	020 T	Square	work floor		0.000	12.30	6.200	53.00	0.00	0.00	53.000	0.000	53.0	61.3	4.80	3,405
L	020 B	Square	work floor - top 53'		0.000	12.30	12.40	15.00	0.00	0.00	15.000	0.000	15.0	122.6	6.50	1,959
L	021 T	Square	work floor		0.000	11.00	6.200	53.00	0.00	0.00	53.000	0.000	53.0	54.8	4.50	3,035
L	021 B	Square	work floor - top 53'		0.000	11.00	12.40	15.00	0.00	0.00	15.000	0.000	15.0	109.6	6.20	1,746
L	022	Square	work floor		0.000	11.00	4.000	46.00	0.00	0.00	46.000	0.000	46.0	35.4	3.00	1,677
L	023	Square	work floor		0.000	11.00	6.700	51.00	0.00	0.00	51.000	0.000	51.0	59.2	4.80	3,164
L	024	Square	work floor		0.000	4.900	3.700	49.00	0.00	0.00	49.000	0.000	49.0	14.6	2.00	729
L	025 T	Irregular	work floor 12.3 x 6.8 with		53.000	0.000	0.000	10.00	0.00	0.00	10.000	0.000	10.0	53.0	4.50	554
L	025 B	Square	work floor - top 10'		0.000	12.30	6.800	37.00	0.00	0.00	37.000	0.000	37.0	67.2	5.20	2,615
L	101	Square	work floor		0.000	10.50	10.50	67.00	0.00	0.00	67.000	0.000	67.0	88.6	5.80	6,280
L	102	Square	work floor		0.000	10.50	9.600	56.00	0.00	0.00	56.000	0.000	56.0	81.0	5.50	4,785
L	103	Square	work floor		0.000	10.50	10.50	67.00	0.00	0.00	67.000	0.000	67.0	88.6	5.80	6,280
L	104	Square	work floor		0.000	10.60	9.600	56.00	0.00	0.00	56.000	0.000	56.0	81.8	5.50	4,833
L	105	Square	work floor		0.000	10.50	10.60	67.00	0.00	0.00	67.000	0.000	67.0	89.5	5.80	6,345
L	106	Square	work floor		0.000	10.50	10.70	67.00	0.00	0.00	67.000	0.000	67.0	90.3	5.80	6,401
L	107	Square	work floor		0.000	10.70	9.600	58.00	0.00	0.00	58.000	0.000	58.0	82.6	5.50	5,055
L	108	Square	work floor		0.000	10.70	10.50	67.00	0.00	0.00	67.000	0.000	67.0	90.3	5.80	6,401
L	109	Square	work floor		0.000	10.60	10.50	67.00	0.00	0.00	67.000	0.000	67.0	89.5	5.80	6,345
L	110	Square	work floor		0.000	10.60	10.50	67.00	0.00	0.00	67.000	0.000	67.0	89.5	5.80	6,345

Exam Date:08/27/2012

Fessenden Cooperative Association

Page: 28

Examiner: 2

PO Box 126  
Fessenden, ND  
County:

Status	Section	Bin Number	Bin Type	Base Point	Diameter or Bu/Ft (Irreg.)	Length	Width	Side wall	Add for Hopper	Ded. for Obst.	Effective Depth	Add for Peak	Depth for Capac.	Bushels per Foot	Base Pack%	Bushel Capacity with Pack
--------	---------	------------	----------	------------	-------------------------------	--------	-------	--------------	----------------------	----------------------	--------------------	--------------------	------------------------	------------------------	---------------	------------------------------

## Facility: New Rockford

### Section: L

L	111	Square	work floor		0.000	10.70	10.50	67.00	0.00	0.00	67.000	0.000	67.0	90.3	5.80	6,401
L	112	Square	work floor		0.000	10.60	9.600	58.50	0.00	0.00	58.500	0.000	58.5	81.8	5.50	5,048
L	113	Square	work floor		0.000	10.70	9.600	58.00	0.00	0.00	58.000	0.000	58.0	82.6	5.50	5,055
L	114	Square	work floor		0.000	10.70	10.50	67.00	0.00	0.00	67.000	0.000	67.0	90.3	5.80	6,401
L	115	Square	work floor		0.000	10.60	10.50	67.00	0.00	0.00	67.000	0.000	67.0	89.5	5.80	6,345
L	116	Square	work floor		0.000	10.50	10.50	67.00	0.00	0.00	67.000	0.000	67.0	88.6	5.80	6,280
L	117	Square	work floor		0.000	10.50	9.600	58.50	0.00	0.00	58.500	0.000	58.5	81.0	5.50	5,000
L	119	Square	work floor		0.000	10.50	10.50	67.00	0.00	0.00	67.000	0.000	67.0	88.6	5.80	6,280
L	201	Peaked	top of sidewall		35.900	0.000	0.000	66.00	0.00	0.00	66.000	2.200	68.2	813.7	10.0	61,043
L	202	Peaked	top of sidewall		32.900	0.000	0.000	66.00	0.00	0.00	66.000	2.000	68.0	683.4	9.50	50,886
L	203	Peaked	top of sidewall		26.900	0.000	0.000	66.00	0.00	0.00	66.000	1.600	67.6	456.9	8.50	33,511
L	302	Square	work floor		0.000	11.00	9.500	45.50	0.00	0.00	45.500	0.000	45.5	84.0	5.80	4,044
L	304	Square	work floor		0.000	11.00	9.500	45.50	0.00	0.00	45.500	0.000	45.5	84.0	5.80	4,044
L	305	Square	work floor		0.000	9.500	5.500	31.00	0.00	0.00	31.000	0.000	31.0	42.0	3.50	1,348
L	307	Square	work floor		0.000	11.00	9.500	45.50	0.00	0.00	45.500	0.000	45.5	84.0	5.80	4,044
L	309 T	Square	work floor		0.000	6.000	5.500	8.000	0.00	0.00	8.000	0.000	8.0	26.5	2.50	217
L	309 B	Square	work floor - top 8'		0.000	9.500	5.500	19.00	0.00	0.00	19.000	0.000	19.0	42.0	3.50	826
L	310	Square	work floor		0.000	11.00	9.500	45.50	0.00	0.00	45.500	0.000	45.5	84.0	5.80	4,044
L	311	Square	work floor		0.000	9.500	5.500	27.00	0.00	0.00	27.000	0.000	27.0	42.0	3.50	1,174
L	312	Square	work floor		0.000	11.00	9.500	45.50	0.00	0.00	45.500	0.000	45.5	84.0	5.80	4,044
L	313	Square	work floor		0.000	9.500	5.500	31.50	0.00	0.00	31.500	0.000	31.5	42.0	3.50	1,369

### NDPSC Bin Capacity Chart

Exam Date:08/27/2012

Fessenden Cooperative Association  
 PO Box 126  
 Fessenden, ND  
 County:

Examiner: 2

Status	Section	Bin Number	Bin Type	Base Point	Diameter or Bu/Ft (Irreg.)	Length	Width	Side wall	Add for Hopper	Ded. for Obst.	Effective Depth	Add for Peak	Depth for Capac.	Bushels per Foot	Base Pack%	Bushel Capacity with Pack
--------	---------	------------	----------	------------	-------------------------------	--------	-------	--------------	----------------------	----------------------	--------------------	--------------------	------------------------	------------------------	---------------	------------------------------

## Facility: New Rockford

### Section: L

L	315	Square	work floor		0.000	9.500	5.500	31.00	0.00	0.00	31.000	0.000	31.0	42.0	3.50	1,348
L	316	Square	work floor		0.000	11.00	9.500	45.50	0.00	0.00	45.500	0.000	45.5	84.0	5.80	4,044
L	401	Peaked	top of sidewall		42.000	0.000	0.000	21.30	0.00	0.00	21.300	2.500	23.8	1113.7	10.0	29,157
L	402	Peaked	top of sidewall		42.000	0.000	0.000	21.30	0.00	0.00	21.300	2.500	23.8	1113.7	10.0	29,157
L	403	Peaked	top of sidewall		42.000	0.000	0.000	21.30	0.00	0.00	21.300	2.500	23.8	1113.7	10.0	29,157
L	404	Peaked	top of sidewall		42.000	0.000	0.000	21.30	0.00	0.00	21.300	2.500	23.8	1113.7	10.0	29,157
L	405	Peaked	top of sidewall		42.000	0.000	0.000	21.30	0.00	0.00	21.300	2.500	23.8	1113.7	10.0	29,157
L	500	Quonset	bttm center horizontal		0.000	303.0	60.00	12.00	0.00	0.00	12.000	0.000	12.0	14214.4	10.0	187,631

Bin count: 71

Facility: New Rockford Section: L Total: **679,295**

To Even: **680,000**

**Overall Licensed Bin Capacity for:**

Fessenden Cooperative Association

Bin count: 506

**Licensed Capacity:**  
(includes pack)

**7,608,400 Bu.**

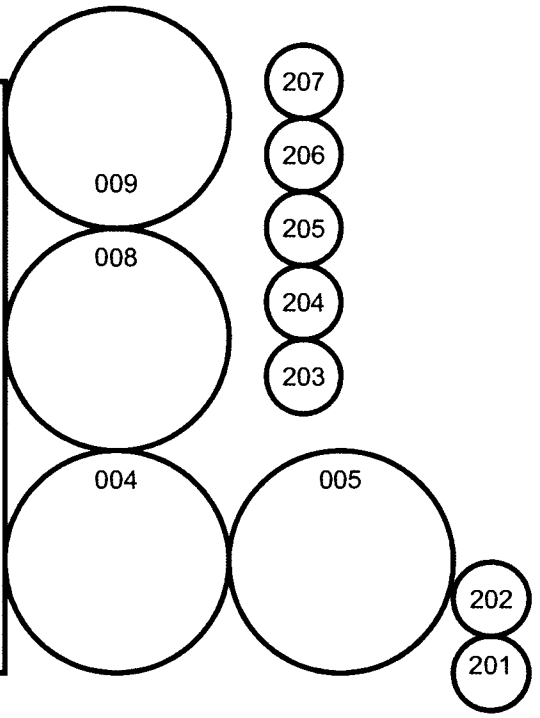
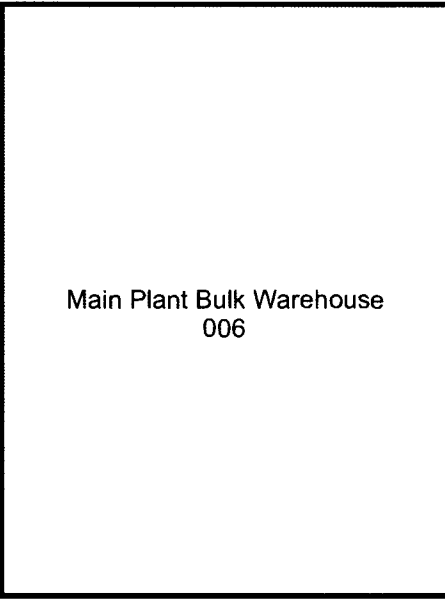

**Licensed Capacity (to even):**  
(includes pack and section totals are rounded up to next highest 1000)

**7,616,000 Bu.**

FESSENDEN CO-OP ASSOCIATION  
BEAN PLANT  
( consists of Section 1A-1B )

- 3
- 2
- 1

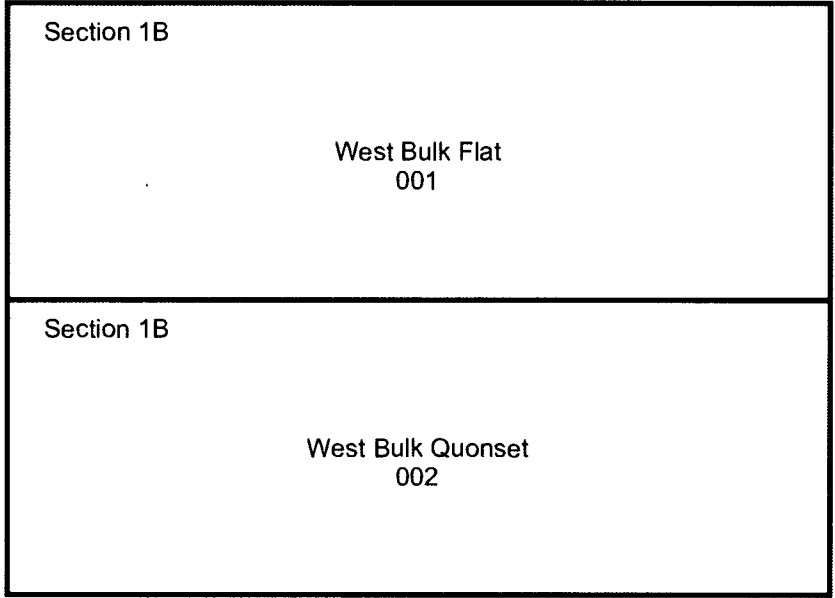
Section 1A



Section 1A

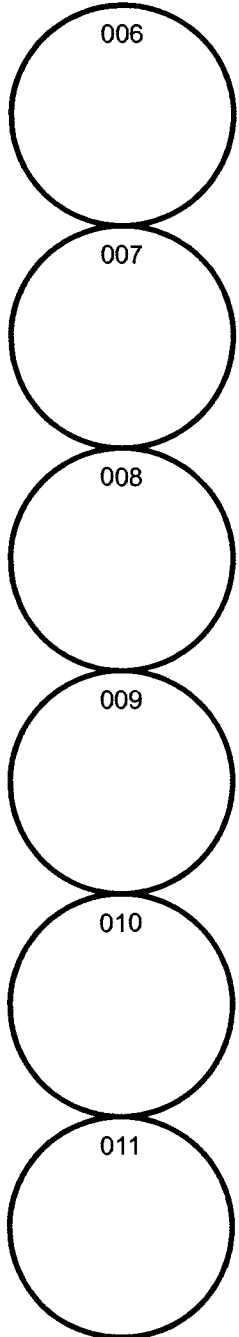
- 210
- 209
- 208

Section 1B consists  
west flat & west quonset



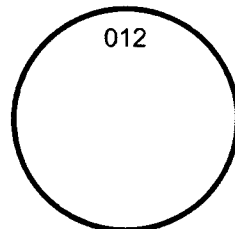
FESSENDEN CO-OP ASSOCIATION  
CARRINGTON STATION  
SECTION J-H  
Bird food plant

Hagal leased bin site 2 miles north of plant on Hwy 281 west side of road  
BIN # 6 & 10 LICENSED AS OF 8-30-12



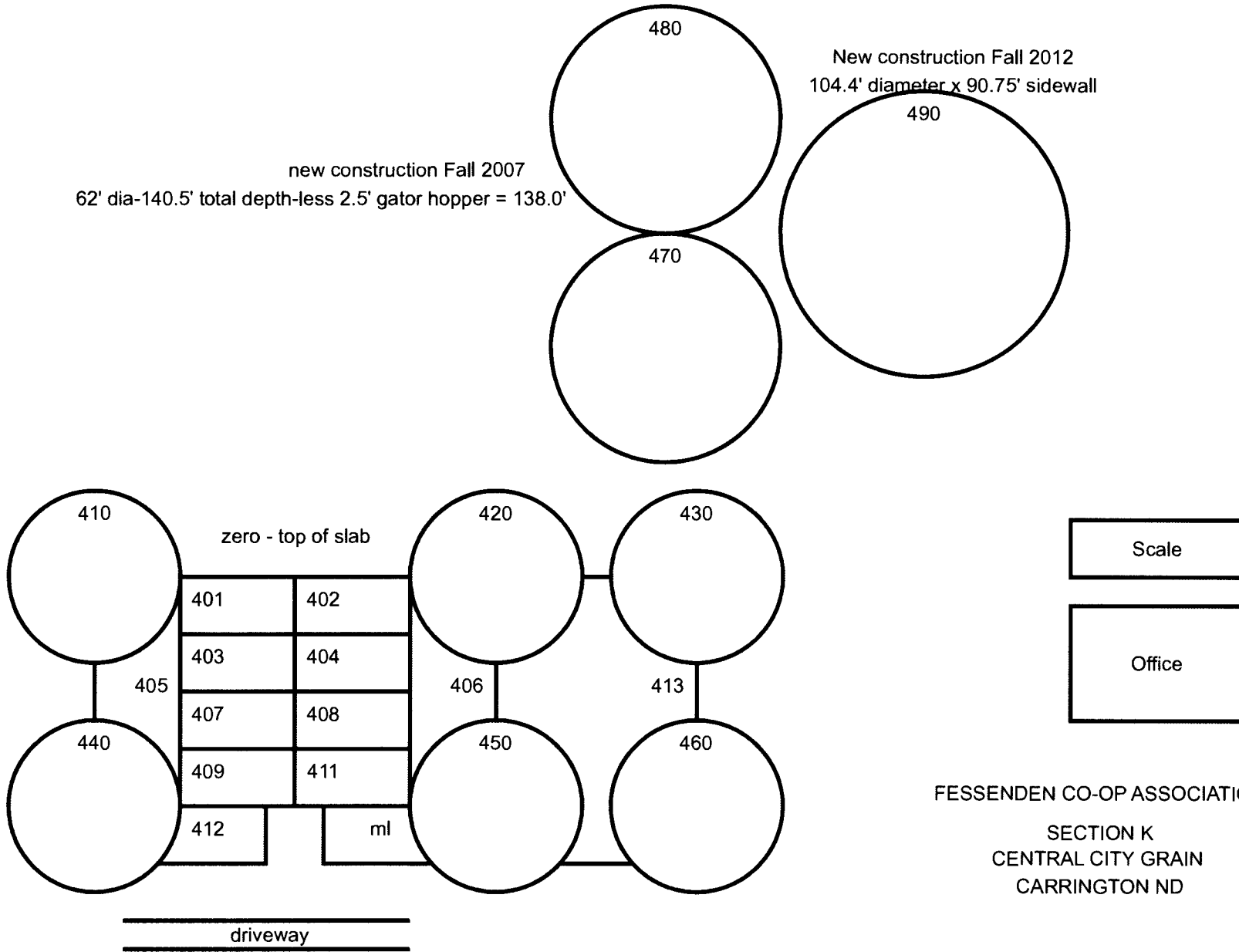
bins # 6 thru 11  
23.1' sidewall  
32.8' dia  
18,668 paced bushels / bin

bin # 12  
22' side wall  
35.8' dia  
21,452 packed bushels



new construction Fall 2007  
62' dia-140.5' total depth-less 2.5' gator hopper = 138.0'

New construction Fall 2012  
104.4' diameter x 90.75' sidewall



Fessenden Coop Association  
Esmond Station Section G  
Steel Bins

