

Exam Date:09/17/2012

BTR Farmers Coop
 6001 60th Ave NE
 Leeds , ND
 County:
 Phone: 701-466-2281
 CCC Number:

Page: 1

Examiner: 2

Location/Container Numbers/Comments	Section	Capacity
-------------------------------------	---------	----------

PART A - ADDITIONAL SPACE TO BE INCLUDED UNDER LICENSE

041	B	147,422
042	B	147,422
044	B	147,422
045	B	147,422
047	B	147,422
048	B	147,422
043	B	35,349
046	B	35,349
040	B	13,608
		Total: 968,838

PART B - SPACE TO BE DELETED UNDER LICENSE

<NO BINS DELETED>

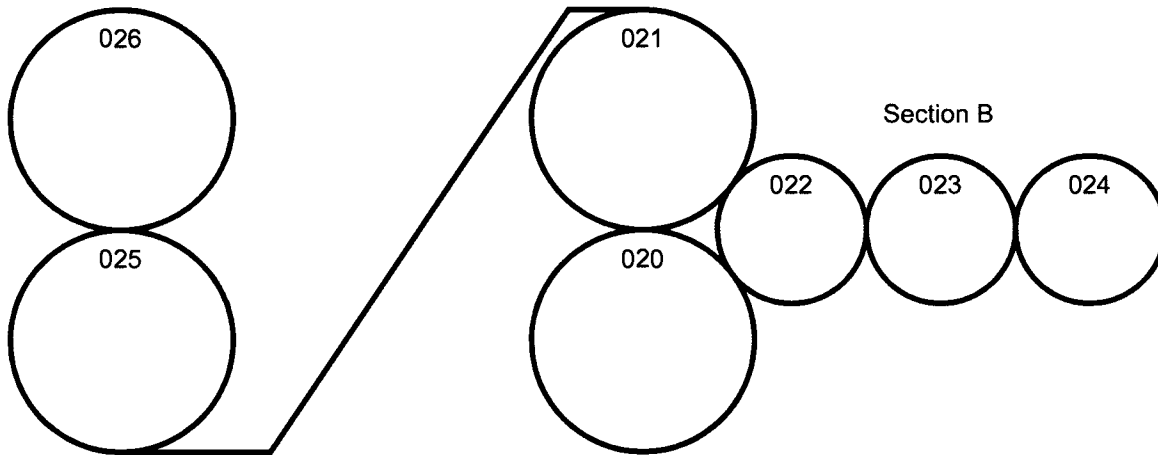
Total: 0

PART C - ALL SPACE TO BE INCLUDED UNDER LICENSE


B	3,586,000	
C	447,000	
		Total: 4,033,000

PART D - TOTAL CAPACITY BY FUNCTIONAL UNIT

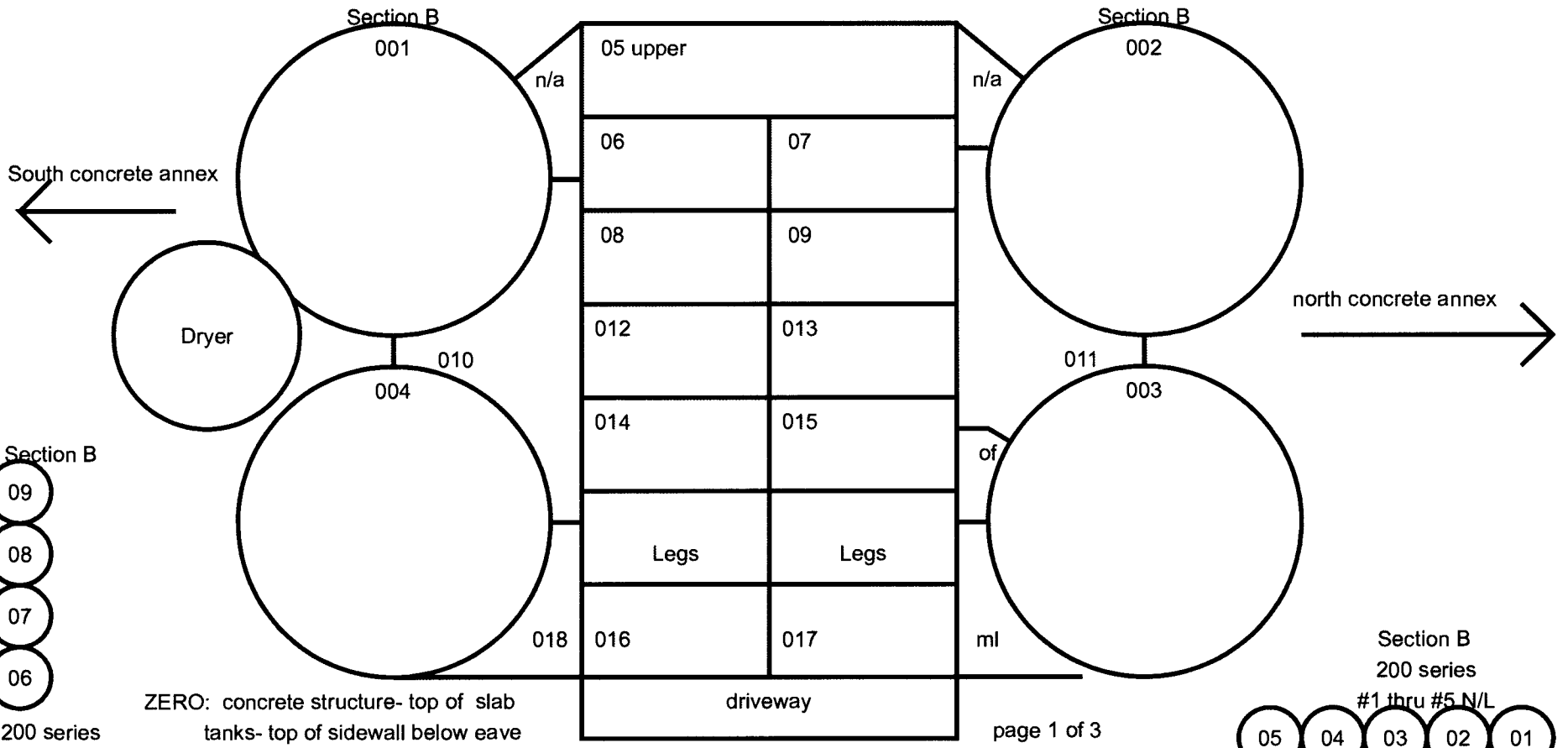
Leeds 869	C	447,000
Niles 1138	B	3,586,000
		Total: 4,033,000



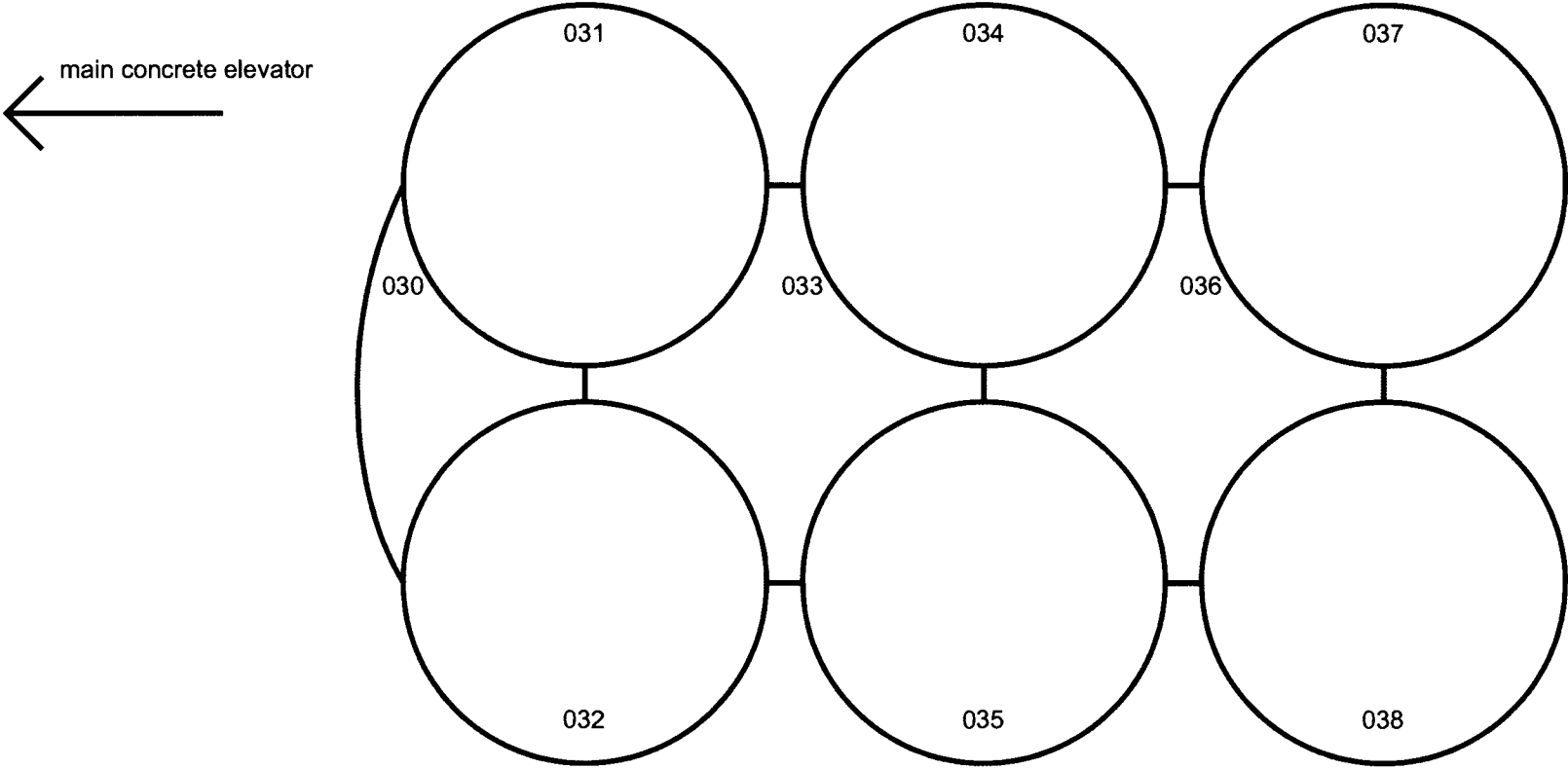
BTR FARMERS CO-OP
LEEDS & NILES ND
NILES Location
SECTION B



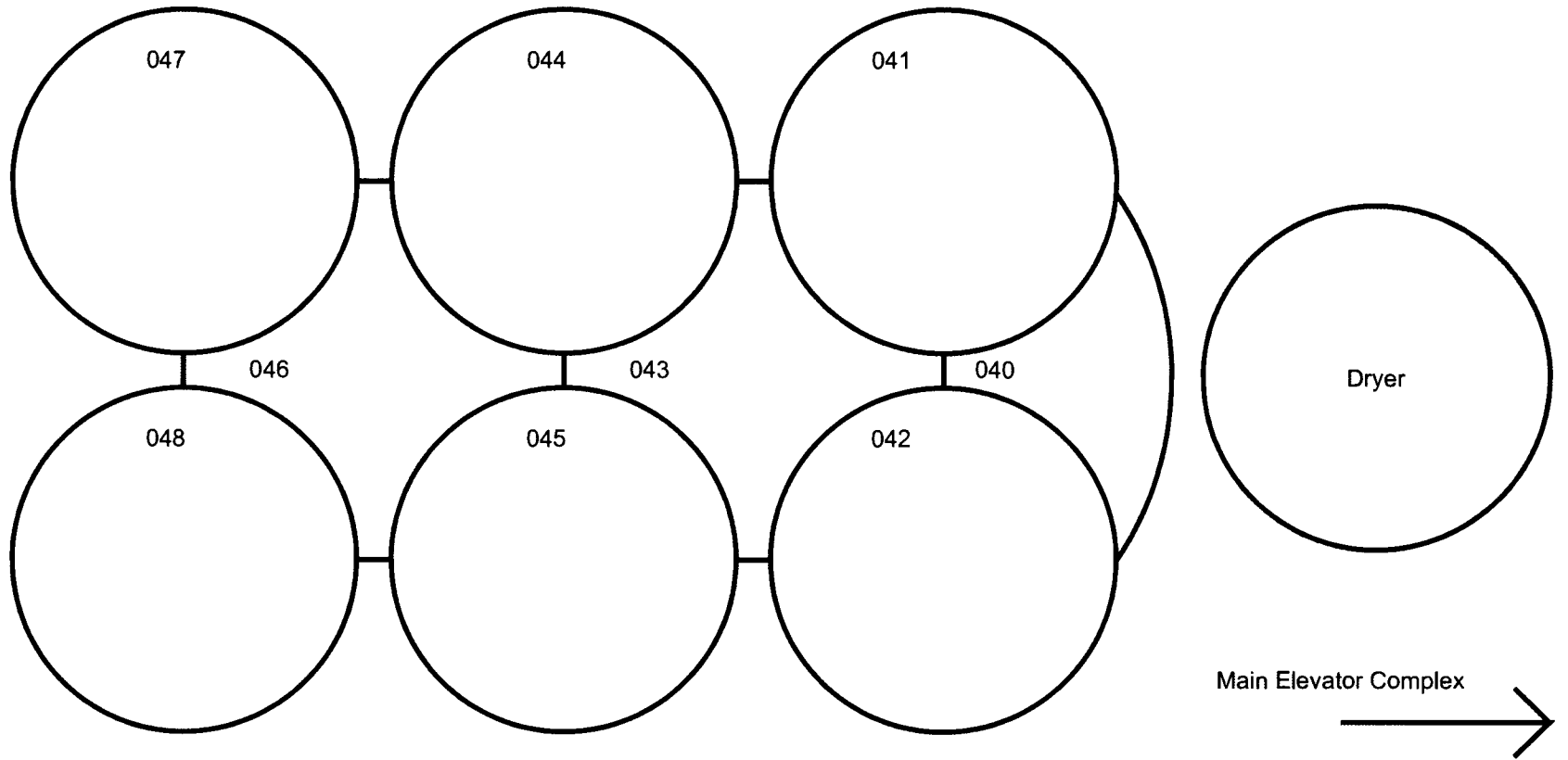
BNSF Rail



BTR FARMERS CO-OP
LEEDS & NILES
NILES Location
Section B - 2
north concrete annex



BTR FARMERS CO-OP
LEEDS & NILES
NILES Location
Section B - 3
South concrete annex



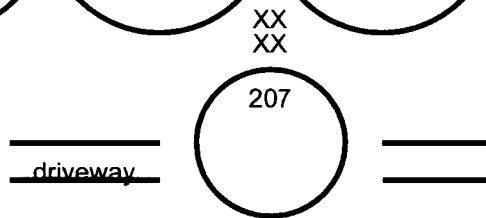
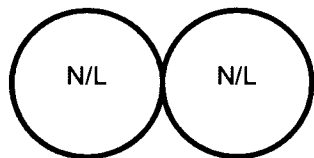
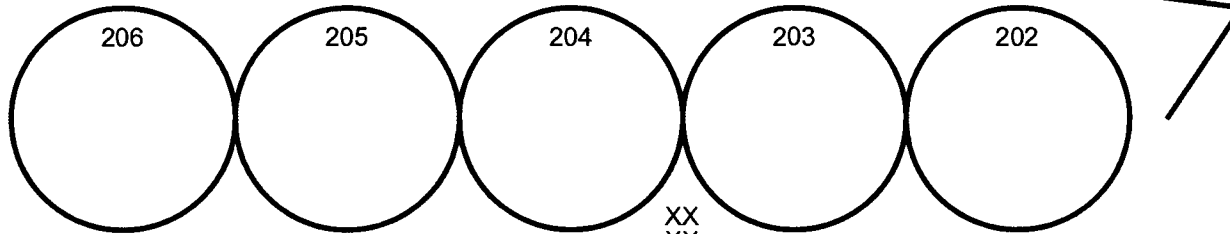
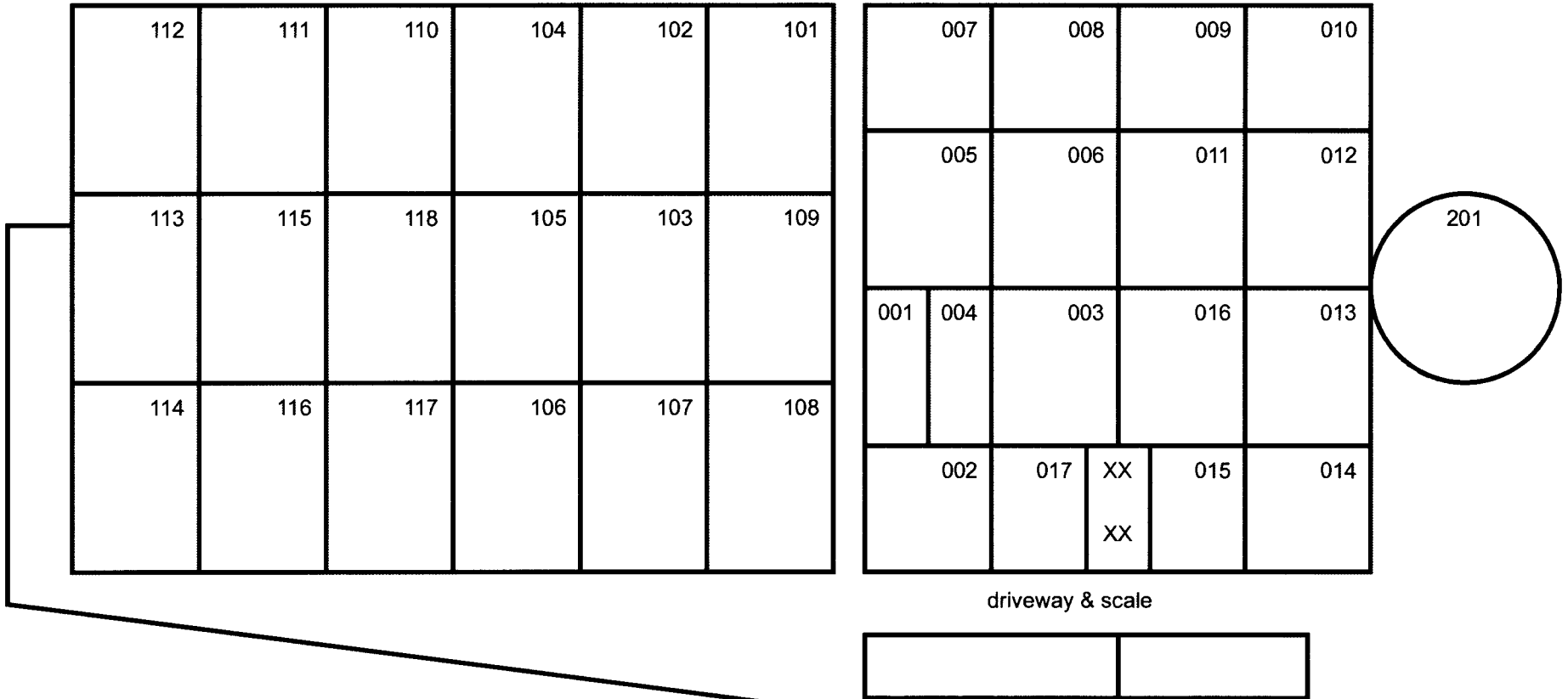
BTR FARMERS CO-OP

LEEDS STATION

SECTION C

Annex

Main elevator



Exam Date:09/17/2012

BTR Farmers Coop
6001 60th Ave NE
Leeds , ND
County:

Page: 1

Examiner: 2

Status	Section	Bin Number	Bin Type	Base Point	Diameter or Bu/Ft (Irreg.)	Length	Width	Side wall	Add for Hopper	Ded. for Obst.	Effective Depth	Add for Peak	Depth for Capac.	Bushels per Foot	Base Pack%	Bushel Capacity with Pack
--------	---------	------------	----------	------------	-------------------------------	--------	-------	--------------	----------------------	----------------------	--------------------	--------------------	------------------------	------------------------	---------------	------------------------------

Facility: Leeds

Section: C

C	001	Irregular	work floor		69.800	0.000	0.000	12.00	0.00	0.00	12.000	0.000	12.0	69.8	5.20	882
C	002	Irregular	work floor		92.000	0.000	0.000	51.00	0.00	0.00	51.000	0.000	51.0	92.0	5.80	4,964
C	003	Irregular	work floor		49.900	0.000	0.000	39.00	0.00	0.00	39.000	0.000	39.0	49.9	4.20	2,028
C	004 T	Irregular	work floor		30.000	0.000	0.000	12.00	0.00	0.00	12.000	0.000	12.0	30.0	2.50	369
C	004 B	Irregular	work floor -top 12'		95.900	0.000	0.000	39.00	0.00	0.00	39.000	0.000	39.0	95.9	6.00	3,964
C	005	Irregular	work floor		94.900	0.000	0.000	51.00	0.00	0.00	51.000	0.000	51.0	94.9	6.00	5,130
C	006	Irregular	work floor		49.400	0.000	0.000	39.00	0.00	0.00	39.000	0.000	39.0	49.4	4.20	2,008
C	007	Irregular	work floor		94.900	10.87	10.87	48.50	0.00	0.00	48.500	0.000	48.5	94.9	6.00	4,879
C	008	Irregular	work floor		49.400	0.000	0.000	39.00	0.00	0.00	39.000	0.000	39.0	49.4	4.20	2,008
C	009	Irregular	work floor		48.600	0.000	0.000	39.00	0.00	0.00	39.000	0.000	39.0	48.6	4.20	1,975
C	010	Irregular	work floor		94.900	10.87	10.87	48.50	0.00	0.00	48.500	0.000	48.5	94.9	6.00	4,879
C	011 T	Irregular	work floor		34.600	0.000	0.000	6.000	0.00	0.00	6.000	0.000	6.0	34.6	3.00	214
C	011 B	Irregular	work floor -top 6'		49.100	0.000	0.000	33.00	0.00	0.00	33.000	0.000	33.0	49.1	4.20	1,688
C	012	Irregular	work floor		94.900	0.000	0.000	51.00	0.00	0.00	51.000	0.000	51.0	94.9	6.00	5,130
C	013	Irregular	work floor		95.900	0.000	0.000	51.00	0.00	0.00	51.000	0.000	51.0	95.9	6.00	5,184
C	014	Irregular	work floor		92.000	0.000	0.000	51.00	0.00	0.00	51.000	0.000	51.0	92.0	5.80	4,964
C	015	Irregular	work floor		26.900	0.000	0.000	39.00	0.00	0.00	39.000	0.000	39.0	26.9	2.50	1,075
C	016	Irregular	work floor		49.100	0.000	0.000	39.00	0.00	0.00	39.000	0.000	39.0	49.1	4.20	1,995
C	017	Irregular	work floor		26.900	0.000	0.000	39.00	0.00	0.00	39.000	0.000	39.0	26.9	2.50	1,075
C	101 T	Irregular	catwalk		91.000	0.000	0.000	37.00	0.00	0.00	37.000	0.000	37.0	91.0	5.80	3,562
C	101 B	Irregular	catwalk -top 37'		114.80	0.000	0.000	9.000	0.00	0.00	9.000	0.000	9.0	114.8	6.20	1,097

Exam Date:09/17/2012

BTR Farmers Coop
6001 60th Ave NE
Leeds , ND
County:

Page: 2

Examiner: 2

Status	Section	Bin Number	Bin Type	Base Point	Diameter or Bu/Ft (Irreg).		Side wall	Add for Hopper	Ded. for Obst.	Effective Depth	Add for Peak	Depth for Capac.	Bushels per Foot	Base Pack%	Bushel Capacity with Pack
					Length	Width									

Facility: Leeds

Section: C

C	102 T	Irregular	catwalk		94.600	0.000	0.000	37.00	0.00	0.00	37.000	0.000	37.0	94.6	6.00	3,710
C	102 B	Irregular	catwalk-top 37'		119.30	0.000	0.000	9.000	0.00	0.00	9.000	0.000	9.0	119.3	6.20	1,141
C	103	Irregular	catwalk		93.700	0.000	0.000	37.00	0.00	0.00	37.000	0.000	37.0	93.7	5.80	3,668
C	104 T	Irregular	catwalk		93.700	0.000	0.000	37.00	0.00	0.00	37.000	0.000	37.0	93.7	5.80	3,668
C	104 B	Irregular	catwalk-top 37'		118.20	0.000	0.000	9.000	0.00	0.00	9.000	0.000	9.0	118.2	6.20	1,130
C	105	Irregular	catwalk		92.800	0.000	0.000	37.00	0.00	0.00	37.000	0.000	37.0	92.8	5.80	3,633
C	106 T	Irregular	catwalk		95.400	0.000	0.000	37.00	0.00	0.00	37.000	0.000	37.0	95.4	6.00	3,742
C	106 B	Irregular	catwalk		118.20	0.000	0.000	9.000	0.00	0.00	9.000	0.000	9.0	118.2	6.20	1,130
C	107 T	Irregular	catwalk		96.300	0.000	0.000	37.00	0.00	0.00	37.000	0.000	37.0	96.3	6.00	3,777
C	107 B	Irregular	catwalk-top 37'		119.30	0.000	0.000	9.000	0.00	0.00	9.000	0.000	9.0	119.3	6.20	1,141
C	108 T	Irregular	catwalk		92.700	0.000	0.000	37.00	0.00	0.00	37.000	0.000	37.0	92.7	5.80	3,629
C	108 B	Irregular	catwalk -top 37'		114.80	0.000	0.000	9.000	0.00	0.00	9.000	0.000	9.0	114.8	6.20	1,097
C	109	Irregular	catwalk		90.200	0.000	0.000	37.00	0.00	0.00	37.000	0.000	37.0	90.2	5.80	3,531
C	110 T	Irregular	catwalk		94.600	0.000	0.000	37.00	0.00	0.00	37.000	0.000	37.0	94.6	6.00	3,710
C	110 B	Irregular	catwalk -top 37'		119.30	0.000	0.000	9.000	0.00	0.00	9.000	0.000	9.0	119.3	6.20	1,141
C	111 T	Irregular	catwalk		93.700	0.000	0.000	37.00	0.00	0.00	37.000	0.000	37.0	93.7	5.80	3,668
C	111 B	Irregular	catwalk-top 37'		118.20	0.000	0.000	9.000	0.00	0.00	9.000	0.000	9.0	118.2	6.20	1,130
C	112 T	Irregular	catwalk		91.000	0.000	0.000	37.00	0.00	0.00	37.000	0.000	37.0	91.0	5.80	3,562
C	112 B	Irregular	catwalk -top 37'		114.80	0.000	0.000	9.000	0.00	0.00	9.000	0.000	9.0	114.8	6.20	1,097
C	113	Irregular	catwalk		90.200	0.000	0.000	37.00	0.00	0.00	37.000	0.000	37.0	90.2	5.80	3,531
C	114 T	Irregular	catwalk		92.700	0.000	0.000	37.00	0.00	0.00	37.000	0.000	37.0	92.7	5.80	3,629

Exam Date:09/17/2012

BTR Farmers Coop
6001 60th Ave NE
Leeds , ND
County:

Page: 3

Examiner: 2

Status	Section	Bin Number	Bin Type	Base Point	Diameter or Bu/Ft (Irreg.)	Length	Width	Side wall	Add for Hopper	Ded. for Obst.	Effective Depth	Add for Peak	Depth for Capac.	Bushels per Foot	Base Pack%	Bushel Capacity with Pack
--------	---------	------------	----------	------------	-------------------------------	--------	-------	--------------	----------------------	----------------------	--------------------	--------------------	------------------------	------------------------	---------------	------------------------------

Facility: Leeds

Section: C

C	114 B	Irregular	catwalk-top 37'		114.80	0.000	0.000	9.000	0.00	0.00	9.000	0.000	9.0	114.8	6.20	1,097
C	115	Irregular	catwalk		92.800	0.000	0.000	37.00	0.00	0.00	37.000	0.000	37.0	92.8	5.80	3,633
C	116 T	Irregular	catwalk		95.400	0.000	0.000	37.00	0.00	0.00	37.000	0.000	37.0	95.4	6.00	3,742
C	116 B	Irregular	catwalk -top 37'		118.20	0.000	0.000	9.000	0.00	0.00	9.000	0.000	9.0	118.2	6.20	1,130
C	117 T	Irregular	catwalk		96.300	0.000	0.000	37.00	0.00	0.00	37.000	0.000	37.0	96.3	6.00	3,777
C	117 B	Irregular	catwalk-top 37'		119.30	0.000	0.000	9.000	0.00	0.00	9.000	0.000	9.0	119.3	6.20	1,141
C	118	Irregular	catwalk		93.700	0.000	0.000	37.00	0.00	0.00	37.000	0.000	37.0	93.7	5.80	3,668
C	201	Peaked	top of sidewall		24.000	0.000	0.000	40.00	0.00	0.00	40.000	1.400	41.4	363.7	7.80	16,231
C	202	Peaked	top of sidewall		30.000	0.000	0.000	40.00	0.00	0.00	40.000	1.800	41.8	568.2	9.00	25,889
C	203	Peaked	top of sidewall		41.900	0.000	0.000	40.20	0.00	0.00	40.200	2.500	42.7	1108.4	10.0	52,062
C	204	Peaked	top of sidewall		41.900	0.000	0.000	40.20	0.00	0.00	40.200	2.500	42.7	1108.4	10.0	52,062
C	205	Peaked	top of sidewall		41.900	0.000	0.000	64.20	0.00	0.00	64.200	2.500	66.7	1108.4	10.0	81,323
C	206	Peaked	top of sidewall		41.900	0.000	0.000	64.20	0.00	0.00	64.200	2.500	66.7	1108.4	10.0	81,323
C	207	Peaked	top of sidewall		15.000	0.000	0.000	25.20	0.00	0.00	25.200	0.900	26.1	142.1	5.50	3,913

Bin count: 56

Facility: Leeds Section: C Total: 446,526

To Even: 447,000

Exam Date:09/17/2012

Examiner: 2

BTR Farmers Coop
6001 60th Ave NE
Leeds , ND
County:

Page: 4

Status	Section	Bin Number	Bin Type	Base Point	Diameter or Bu/Ft (Irreg).		Side wall	Add for Hopper	Ded. for Obst.	Effective Depth	Add for Peak	Depth for Capac.	Bushels per Foot	Base Pack%	Bushel Capacity with Pack
					Length	Width									

Facility: Niles

Section: B

B	001	Round	top of slab		38.000	0.000	0.000	147.5	0.00	0.00	147.50	0.000	147.5	911.7	10.0	147,924
B	002	Round	top of slab		38.000	0.000	0.000	147.5	0.00	0.00	147.50	0.000	147.5	911.7	10.0	147,924
B	003	Round	top of slab		38.000	0.000	0.000	147.5	0.00	0.00	147.50	0.000	147.5	911.7	10.0	147,924
B	004	Round	top of slab		38.000	0.000	0.000	147.5	0.00	0.00	147.50	0.000	147.5	911.7	10.0	147,924
B	005 U	Irregular	top of slab 20x14.92 less		237.90	17.20	17.20	58.30	0.00	0.00	58.300	0.000	58.3	237.9	7.00	14,841
B	006	Irregular	top of slab - 9.7x11.1 less		86.200	10.36	10.36	114.4	0.00	0.00	114.40	0.000	114.4	86.2	5.80	10,433
B	007	Irregular	top of slab - 9.7x11.1 less		86.200	10.36	10.36	114.4	0.00	0.00	114.40	0.000	114.4	86.2	5.80	10,433
B	008	Irregular	top of slab - 9.7x11.1 less		86.200	10.36	10.36	114.4	0.00	0.00	114.40	0.000	114.4	86.2	5.80	10,433
B	009	Irregular	top of slab - 9.7x11.1 less		86.200	10.36	10.36	114.4	0.00	0.00	114.40	0.000	114.4	86.2	5.80	10,433
B	010	Irregular	top of slab - interstice		102.80	0.000	0.000	145.5	0.00	0.00	145.50	0.000	145.5	102.8	6.00	15,854
B	011	Irregular	top of slab - interstice		97.600	0.000	0.000	146.0	0.00	0.00	146.00	0.000	146.0	97.6	6.00	15,105
B	012	Irregular	top of slab - 9.7x11.1 less		86.200	10.36	10.36	114.4	0.00	0.00	114.40	0.000	114.4	86.2	5.80	10,433
B	013	Irregular	top of slab - 9.7x11.1 less		86.200	10.36	10.36	114.4	0.00	0.00	114.40	0.000	114.4	86.2	5.80	10,433
B	014	Irregular	top of slab - 9.7x11.1 less		86.200	10.36	10.36	114.4	0.00	0.00	114.40	0.000	114.4	86.2	5.80	10,433
B	015	Irregular	top of slab - 9.7x11.1 less		86.200	10.36	10.36	114.4	0.00	0.00	114.40	0.000	114.4	86.2	5.80	10,433
B	016	Irregular	top of slab 9.7x6.2 less		47.900	0.000	0.000	113.3	0.00	0.00	113.30	0.000	113.3	47.9	4.00	5,644
B	017	Irregular	top of slab 9.7x6.2 less		47.900	0.000	0.000	113.3	0.00	0.00	113.30	0.000	113.3	47.9	4.00	5,644
B	018	Irregular	top of slab - interstice		49.000	0.000	0.000	122.0	0.00	0.00	122.00	0.000	122.0	49.0	4.20	6,229
B	020	Peaked	top of sidewall		47.800	0.000	0.000	63.90	0.00	0.00	63.900	2.900	66.8	1442.5	10.0	105,995
B	021	Peaked	top of sidewall		47.800	0.000	0.000	63.90	0.00	0.00	63.900	2.900	66.8	1442.5	10.0	105,995
B	022	Peaked	top of sidewall		33.000	0.000	0.000	63.90	0.00	0.00	63.900	2.000	65.9	687.5	9.50	49,610

Exam Date:09/17/2012

BTR Farmers Coop

Page: 5

Examiner: 2

6001 60th Ave NE

Leeds , ND

County:

Status	Section	Bin Number	Bin Type	Base Point	Diameter or Bu/Ft (Irreg.) Length	Width	Side wall	Add for Hopper	Ded. for Obst.	Effective Depth	Add for Peak	Depth for Capac.	Bushels per Foot	Base Pack%	Bushel Capacity with Pack
--------	---------	------------	----------	------------	---	-------	--------------	----------------------	----------------------	--------------------	--------------------	------------------------	------------------------	---------------	------------------------------

Facility: Niles

Section: B

	B	023	Peaked	top of sidewall	33.000	0.000	0.000	62.40	0.00	0.00	62.400	2.000	64.4	687.5	9.50	48,481
	B	024	Peaked	top of sidewall	33.000	0.000	0.000	62.40	0.00	0.00	62.400	2.000	64.4	687.5	9.50	48,481
	B	025	Peaked	top of sidewall	71.700	0.000	0.000	69.70	0.00	0.00	69.700	5.000	74.7	3245.7	10.0	266,699
	B	026	Peaked	top of sidewall	71.700	0.000	0.000	69.70	0.00	0.00	69.700	5.000	74.7	3245.7	10.0	266,699
	B	030	Irregular-R	top of slab	88.100	11.81	0.000	147.0	0.00	0.00	147.00	0.000	147.0	88.1	5.00	13,599
	B	031	Round	top of slab	38.000	0.000	0.000	147.0	0.00	0.00	147.00	0.000	147.0	911.7	10.0	147,422
	B	032	Round	top of slab	38.000	0.000	0.000	147.0	0.00	0.00	147.00	0.000	147.0	911.7	10.0	147,422
	B	033	Interstice	top of slab	36.550	0.000	0.000	147.0	0.00	0.00	147.00	0.000	147.0	230.5	6.50	36,086
	B	034	Round	top of slab	38.000	0.000	0.000	147.0	0.00	0.00	147.00	0.000	147.0	911.7	10.0	147,422
	B	035	Round	top of slab	38.000	0.000	0.000	147.0	0.00	0.00	147.00	0.000	147.0	911.7	10.0	147,422
	B	036	Interstice	top of slab	36.550	0.000	0.000	147.0	0.00	0.00	147.00	0.000	147.0	230.5	6.50	36,086
	B	037	Round	top of slab	38.000	0.000	0.000	147.0	0.00	0.00	147.00	0.000	147.0	911.7	10.0	147,422
	B	038	Round	top of slab	38.000	0.000	0.000	147.0	0.00	0.00	147.00	0.000	147.0	911.7	10.0	147,422
Added	B	040	Irregular-R	top of slab - 4.3' hopper	88.100	11.81	0.000	145.7	1.40	0.00	147.10	0.000	147.1	88.1	5.00	13,608
Added	B	041	Round	top of slab	38.000	0.000	0.000	150.0	0.00	3.00	147.00	0.000	147.0	911.7	10.0	147,422
Added	B	042	Round	top of slab	38.000	0.000	0.000	150.0	0.00	3.00	147.00	0.000	147.0	911.7	10.0	147,422
Added	B	043	Interstice	top of slab - 9' hopper	36.550	0.000	0.000	141.0	3.00	0.00	144.00	0.000	144.0	230.5	6.50	35,349
Added	B	044	Round	top of slab	38.000	0.000	0.000	150.0	0.00	3.00	147.00	0.000	147.0	911.7	10.0	147,422
Added	B	045	Round	top of slab	38.000	0.000	0.000	150.0	0.00	3.00	147.00	0.000	147.0	911.7	10.0	147,422
Added	B	046	Interstice	top of slab - 9' hopper	36.550	0.000	0.000	141.0	3.00	0.00	144.00	0.000	144.0	230.5	6.50	35,349
Added	B	047	Round	top of slab	38.000	0.000	0.000	150.0	0.00	3.00	147.00	0.000	147.0	911.7	10.0	147,422

Exam Date:09/17/2012

BTR Farmers Coop

Page: 6

Examiner: 2

6001 60th Ave NE

Leeds , ND

County:

Status	Section	Bin Number	Bin Type	Base Point	Diameter or Bu/Ft (Irreg).		Side wall	Add for Hopper	Ded. for Obst.	Effective Depth	Add for Peak	Depth for Capac.	Bushels per Foot	Base Pack%	Bushel Capacity with Pack
					Length	Width									

Facility: Niles

Section: B

Added	B	Bin Number	Bin Type	Base Point	Length	Width	Side wall	Add for Hopper	Ded. for Obst.	Effective Depth	Add for Peak	Depth for Capac.	Bushels per Foot	Base Pack%	Bushel Capacity with Pack	
	B	048	Round	top of slab	38.000	0.000	0.000	150.0	0.00	3.00	147.00	0.000	147.0	911.7	10.0	147,422
	B	206	Peaked	top of sidewall	16.000	0.000	0.000	20.00	2.30	0.00	22.300	1.000	23.3	161.6	5.80	3,983
	B	207	Peaked	top of sidewall	16.000	0.000	0.000	20.00	2.30	0.00	22.300	1.000	23.3	161.6	5.80	3,983
	B	208	Peaked	top of sidewall	16.000	0.000	0.000	20.00	2.30	0.00	22.300	1.000	23.3	161.6	5.80	3,983
	B	209	Peaked	top of sidewall	16.000	0.000	0.000	20.00	2.30	0.00	22.300	1.000	23.3	161.6	5.80	3,983

Bin count: 47

Facility: Niles Section: B Total: 3,585,510To Even: 3,586,000

Overall Licensed Bin Capacity for:

BTR Farmers Coop

Bin count: 103

Licensed Capacity:

(includes pack)

4,032,036 Bu.

Licensed Capacity (to even):

(includes pack and section totals are rounded up to next highest 1000)

4,033,000 Bu.