

NOTE: REFER TO THE STRUCTURE LIST FOR DETAILED DESIGN INFORMATION.

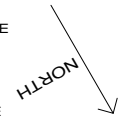
REV 1: AS-BUILT MODELING FOR NERC ANALYSIS - 03/12
 REV 2: STRUCTURES 548, 550 REPLACED DURING NERC REMEDIATION - 03/12
 REV 3: LINE REROUTED FROM STRUCTURES 551 TO 562 - 01/13

REVISIONS

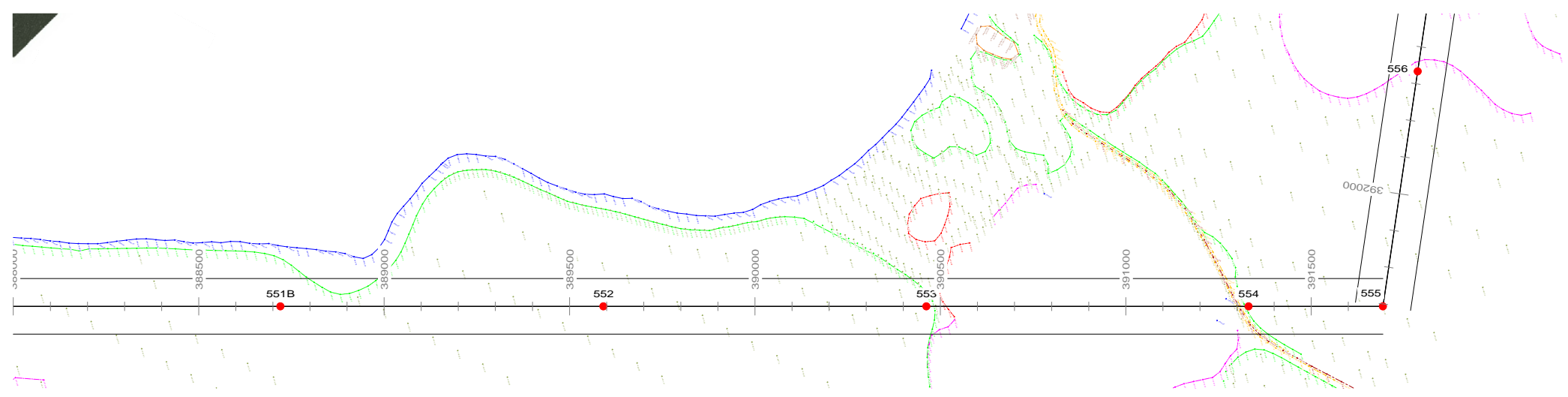
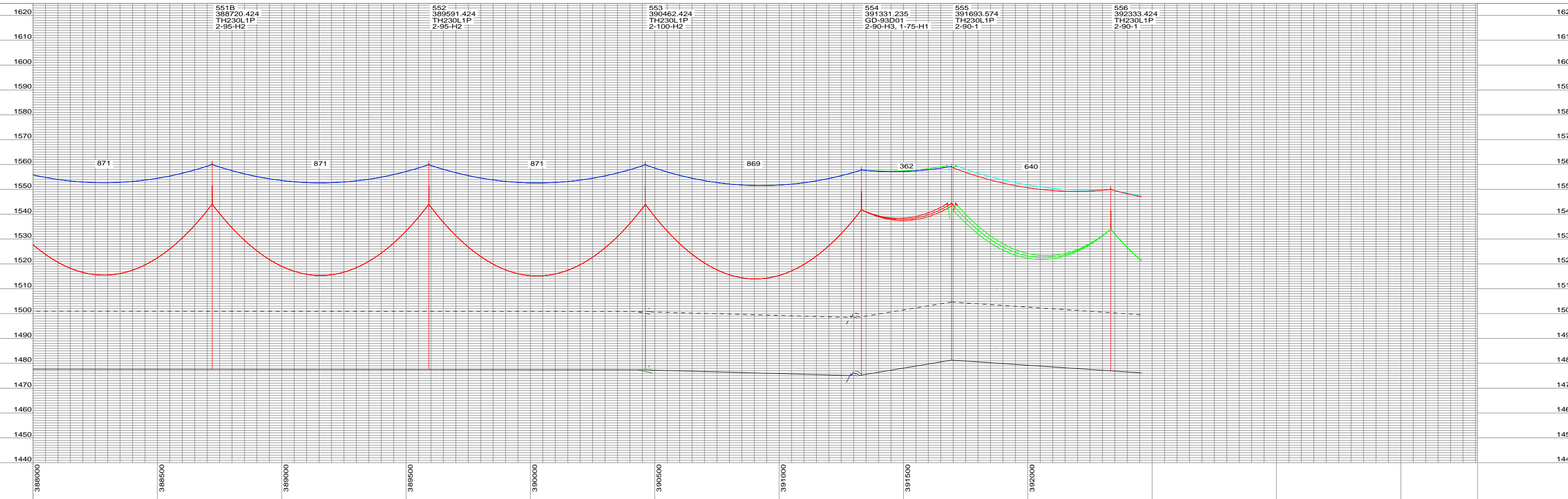
APPROVALS	DATE	DESIGN DATA
DRAWN BY: XP-RS	05/11	CONDUCTOR: 954 ACSR 45/7 DESIGN TENSION: SEE STAKING SHEET RULING SPAN: SEE STAKING SHEET
DESIGN BY: KJO	01/13	
CHECKED BY: JMM	01/13	SHIELD WIRE: 7/16 EHS DESIGN TENSION: SEE STAKING SHEET RULING SPAN: SEE STAKING SHEET
APPROVED BY: JMM	01/13	

GREAT RIVER ENERGY 

GD LINE: PRAIRIE TO RAMSEY
230 KV TRANSMISSION LINE

200.0 FT. HORIZ. SCALE
 20.0 FT. VERT. SCALE


DWG. NO. GD-91D
 REVISION:
 SHEET 33 OF 41



NOTE: REFER TO THE STRUCTURE LIST FOR DETAILED DESIGN INFORMATION.

REV 1: AS-BUILT MODELING FOR NERC ANALYSIS - 03/12
 REV 2: LINE REROUTED FROM STRUCTURES 551 TO 562 - 01/13

REVISIONS

APPROVALS	DATE
DRAWN BY: XP-RS	05/11
DESIGN BY: KJO	01/13
CHECKED BY: JMM	01/13
APPROVED BY: JMM	01/13

DESIGN DATA
CONDUCTOR: 954 ACSR 45/7
DESIGN TENSION: SEE STAKING SHEET
RULING SPAN: SEE STAKING SHEET
SHIELD WIRE: 7/16 EHS
DESIGN TENSION: SEE STAKING SHEET
RULING SPAN: SEE STAKING SHEET

GREAT RIVER ENERGY
 GD LINE: PRAIRIE TO RAMSEY
 230 KV TRANSMISSION LINE

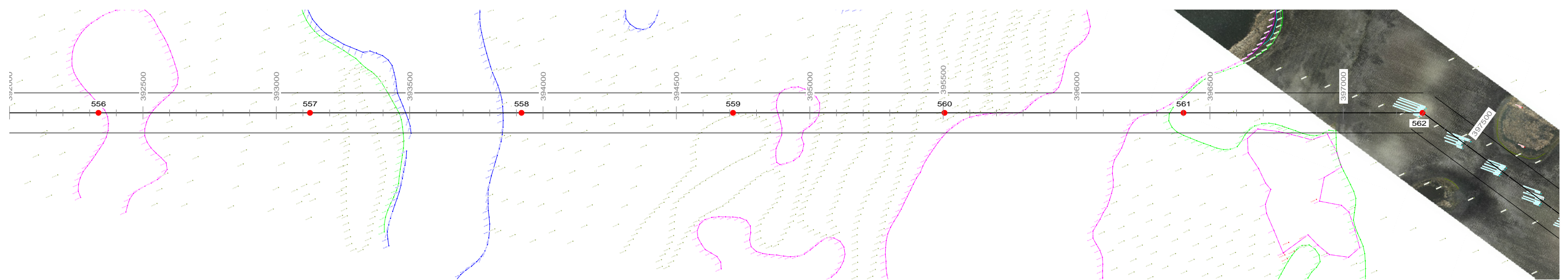
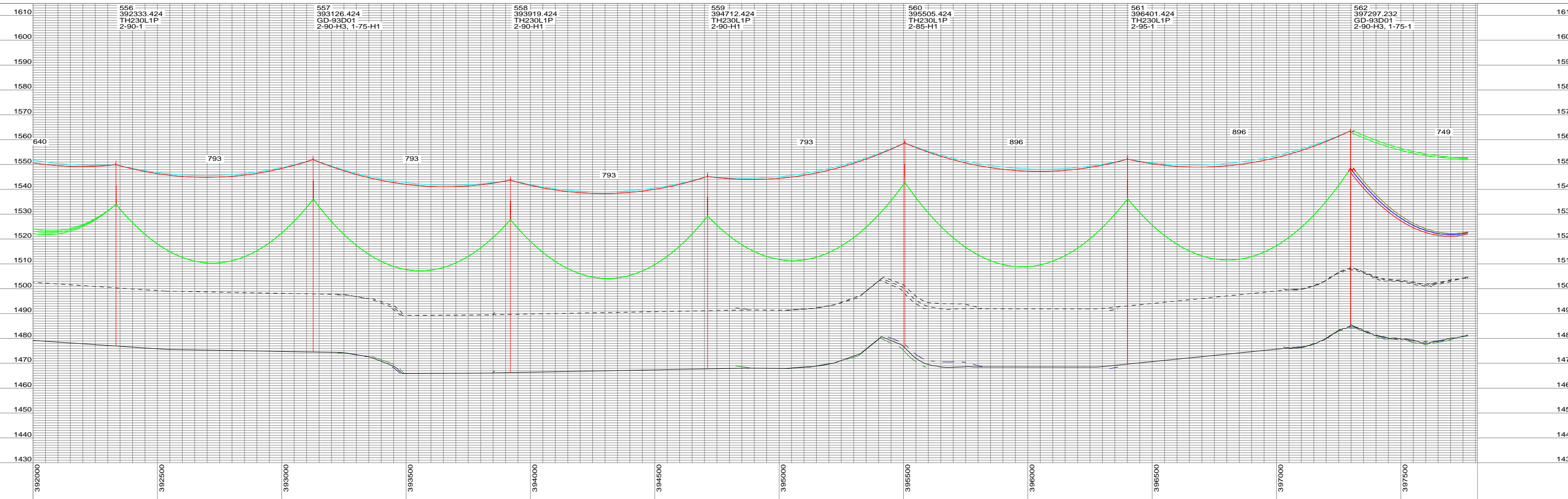


200.0 FT. HORIZ. SCALE

20.0 FT. VERT. SCALE



DWG. NO.
 GD-91D
 REVISION:
 SHEET 34 OF 41



NOTE: REFER TO THE STRUCTURE LIST FOR DETAILED DESIGN INFORMATION.

REV 1: AS-BUILT MODELING FOR NERC ANALYSIS - 03/12
 REV 2: LINE REROUTED FROM STRUCTURES 551 TO 562 - 01/13

REVISIONS

APPROVALS	DATE	DESIGN DATA
DRAWN BY: XP-RS	05/11	CONDUCTOR: 954 ACSR 45/7 DESIGN TENSION: SEE STAKING SHEET RULING SPAN: SEE STAKING SHEET
DESIGN BY: KJO	01/13	
CHECKED BY: JMM	01/13	SHIELD WIRE: 7/16 EHS DESIGN TENSION: SEE STAKING SHEET RULING SPAN: SEE STAKING SHEET
APPROVED BY: JMM	01/13	

GREAT RIVER ENERGY
 GD LINE: PRAIRIE TO RAMSEY
 230 KV TRANSMISSION LINE

200.0 FT. HORIZ. SCALE
 20.0 FT. VERT. SCALE
 NORTH

DWG. NO. GD-91D
 REVISION:
 SHEET 35 OF 41