

Exam Date:12/17/2012

North Central Farmers Elevator

Page: 1

Examiner: 1

Box 155
Hague , ND
County:

Status	Section	Bin Number	Bin Type	Base Point	Diameter or Bu/Ft (Irreg).		Side wall	Add for Hopper	Ded. for Obst.	Effective Depth	Add for Peak	Depth for Capac.	Bushels per Foot	Base Pack%	Bushel Capacity with Pack	
					Length	Width										
Section: A																
A	001		Irregular	Floor over Bins	55.200	0.000	0.000	41.00	0.00	0.00	41.000	0.000	41.0	55.2	4.80	2,372
A	002		Irregular	Floor over Bins	48.900	0.000	0.000	25.00	0.00	0.00	25.000	0.000	25.0	48.9	4.20	1,274
A	003 T		Irregular	Floor over Bins	38.200	0.000	0.000	23.00	0.00	0.00	23.000	0.000	23.0	38.2	3.00	905
A	003B		Irregular	Floor over Bins	58.300	0.000	0.000	18.00	0.00	0.00	18.000	0.000	18.0	58.3	4.80	1,099
A	004 T		Irregular	Floor over Bins	36.300	0.000	0.000	23.00	0.00	0.00	23.000	0.000	23.0	36.3	3.00	860
A	004B		Irregular	Floor over Bins	55.300	0.000	0.000	18.00	0.00	0.00	18.000	0.000	18.0	55.3	4.80	1,043
A	005		Irregular	Floor over Bins	46.400	7.597	7.597	23.00	0.00	0.00	23.000	0.000	23.0	46.4	4.00	1,110
A	007		Irregular	Floor over Bins	42.800	7.297	7.297	23.00	0.00	0.00	23.000	0.000	23.0	42.8	3.50	1,018
A	008 T		Irregular	Floor over Bins	32.700	0.000	0.000	23.00	0.00	0.00	23.000	0.000	23.0	32.7	2.50	771
A	008B		Irregular	Floor over Bins	55.300	0.000	0.000	18.00	0.00	0.00	18.000	0.000	18.0	55.3	4.80	1,043
A	009		Irregular	Floor over Bins	45.100	0.000	0.000	25.00	0.00	0.00	25.000	0.000	25.0	45.1	4.00	1,173
A	010 T		Irregular	Floor over Bins	34.500	0.000	0.000	23.00	0.00	0.00	23.000	0.000	23.0	34.5	3.00	818
A	010B		Irregular	Floor over Bins	58.300	0.000	0.000	18.00	0.00	0.00	18.000	0.000	18.0	58.3	4.80	1,099
A	011 T		Irregular	Floor over Bins	32.300	0.000	0.000	23.00	0.00	0.00	23.000	0.000	23.0	32.3	2.50	762
A	011B		Irregular	Floor over Bins	54.600	0.000	0.000	18.00	0.00	0.00	18.000	0.000	18.0	54.6	4.50	1,027
A	012		Irregular	Floor over Bins	42.300	0.000	0.000	22.50	0.00	0.00	22.500	0.000	22.5	42.3	3.50	985
A	020		Peaked	Eave of Bin	21.000	0.000	0.000	48.00	0.00	0.00	48.000	1.300	49.3	278.4	6.80	14,658
A	021		Peaked	Eave of Bin	21.000	0.000	0.000	48.00	0.00	0.00	48.000	1.300	49.3	278.4	6.80	14,658
A	022		Peaked	Eave of Bin	42.700	0.000	0.000	36.40	0.00	0.00	36.400	2.600	39.0	1151.1	10.0	49,382
A	023		Peaked	Eave of Bin	42.000	0.000	0.000	40.70	0.00	0.00	40.700	2.500	43.2	1113.7	10.0	52,923
A	024		Peaked	Eave of Bin	15.500	0.000	0.000	15.00	2.30	0.00	17.300	0.900	18.2	151.7	5.50	2,913
A	025		Peaked	Eave of Bin	15.500	0.000	0.000	15.00	2.30	0.00	17.300	0.900	18.2	151.7	5.50	2,913
A	026		Peaked	Eave of Bin	15.500	0.000	0.000	15.00	2.30	0.00	17.300	0.900	18.2	151.7	5.50	2,913

Exam Date:12/17/2012

North Central Farmers Elevator
 Box 155
 Hague , ND
 County:

Examiner: 1

Status	Section	Bin Number	Bin Type	Base Point	Diameter or Bu/Ft (Irreg.)		Side wall	Add for Hopper	Ded. for Obst.	Effective Depth	Add for Peak	Depth for Capac.	Bushels per Foot	Base Pack%	Bushel Capacity with Pack	
					Length	Width										
	A	027	Peaked	Eave of Bin	15.500	0.000	0.000	15.00	2.30	0.00	17.300	0.900	18.2	151.7	5.50	2,913
	A	028	Peaked	Eave of Bin	16.000	0.000	0.000	20.00	2.30	0.00	22.300	1.000	23.3	161.6	5.80	3,983
	A	029	Peaked	Eave of Bin	16.000	0.000	0.000	20.00	2.30	0.00	22.300	1.000	23.3	161.6	5.80	3,983
	A	030	Peaked	Eave of Bin	16.000	0.000	0.000	20.00	2.30	0.00	22.300	1.000	23.3	161.6	5.80	3,983
	A	031	Peaked	Eave of Bin	16.000	0.000	0.000	20.00	2.30	0.00	22.300	1.000	23.3	161.6	5.80	3,983
	A	032	Peaked	Eave of Bin	47.800	0.000	0.000	35.40	0.00	0.00	35.400	2.900	38.3	1442.5	10.0	60,773
	A	033	Peaked	Eave of Bin	47.800	0.000	0.000	35.40	0.00	0.00	35.400	2.900	38.3	1442.5	10.0	60,773
	A	034	Peaked	Eave of Bin	47.800	0.000	0.000	35.40	0.00	0.00	35.400	2.900	38.3	1442.5	10.0	60,773
	A	035	Peaked	Eave of Bin	47.800	0.000	0.000	35.40	0.00	0.00	35.400	2.900	38.3	1442.5	10.0	60,773
	A	036	Peaked	Eave of Bin	16.000	0.000	0.000	30.00	2.40	0.00	32.400	1.000	33.4	161.6	5.80	5,710
	A	037	Peaked	Eave of Bin	16.000	0.000	0.000	30.00	2.40	0.00	32.400	1.000	33.4	161.6	5.80	5,710
	A	038	Peaked	Floor over Bins	47.800	0.000	0.000	35.40	0.00	0.00	35.400	2.900	38.3	1442.5	10.0	60,773
	A	039	Peaked	Floor over Bins	47.800	0.000	0.000	35.40	0.00	0.00	35.400	2.900	38.3	1442.5	10.0	60,773
	A	040	Peaked	Floor over Bins	47.800	0.000	0.000	35.40	0.00	0.00	35.400	2.900	38.3	1442.5	10.0	60,773
	A	041	Peaked	Floor over Bins	47.800	0.000	0.000	35.40	0.00	0.00	35.400	2.900	38.3	1442.5	10.0	60,773

Bin count: 38

Facility: Hague Section: A Total: **674,168**

To Even: **675,000**

Overall Licensed Bin Capacity for:

North Central Farmers Elevator

Bin count: 38

Licensed Capacity:

(includes pack)

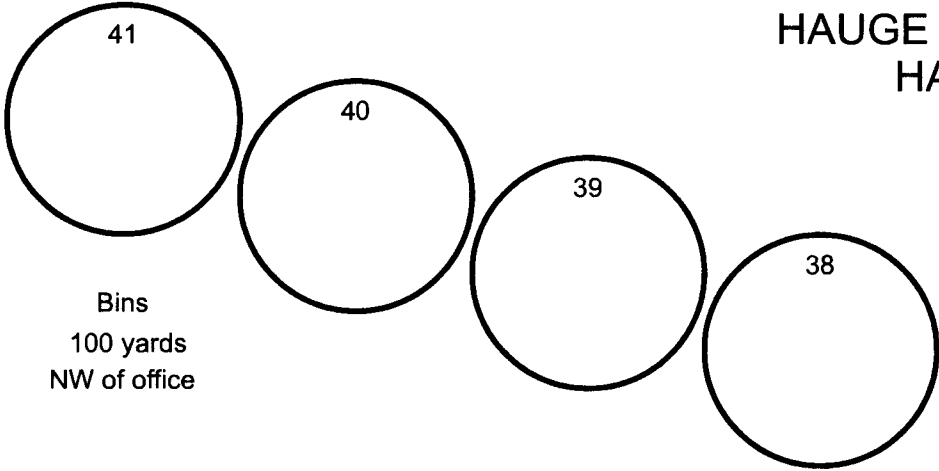
674,168 Bu.

Licensed Capacity (to even):

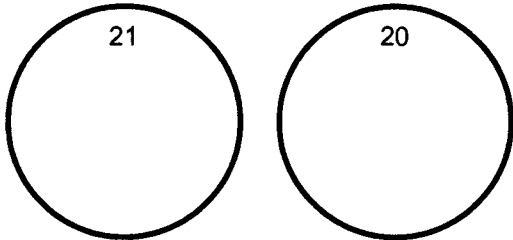
(includes pack and section totals are rounded up to next highest 1000)

675,000 Bu.

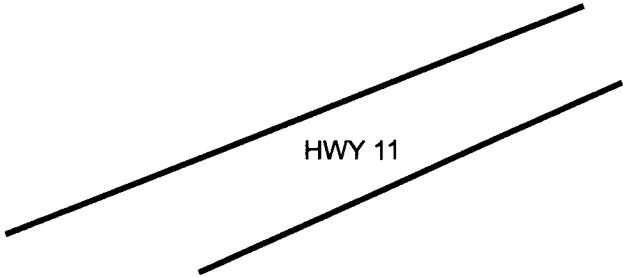
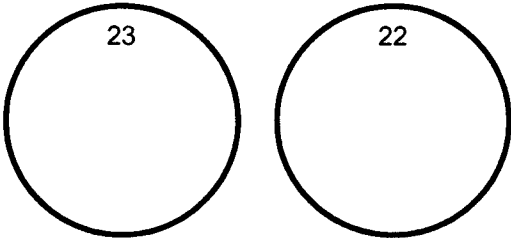
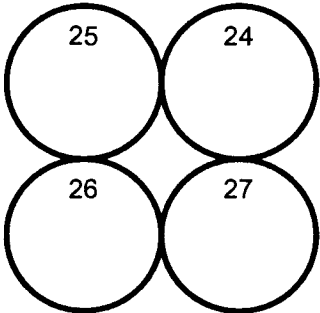
HAUGE ELEVATOR CO.
HAUGE ND.



Bins
100 yards
NW of office



4	5	7	8
3	2	9	10
1	X X	12	11



HAUGE ELEVATOR CO.
HAUGE ND.

