

Exam Date:10/29/2012

Fordville Cooperative Marketing Assn.

Page: 1

Examiner: 1

Box 7

Fordville , ND

County:

Phone: 701-229-3293

CCC Number:

Location/Container Numbers/Comments	Section	Capacity
<b>PART A - ADDITIONAL SPACE TO BE INCLUDED UNDER LICENSE</b>		
211	A	2,484
016	B	197,063
017	B	197,063
		<b>Total:</b>
		396,610

**PART B - SPACE TO BE DELETED UNDER LICENSE**

001 T	A	1,978
001 B	A	765
002 T	A	1,978
002 B	A	765
005 T	A	1,348
005 B	A	656
006 T	A	263
006 B	A	85
007 T	A	1,276
007 M	A	620
007B	A	1,092
008 T	A	1,348
008 B	A	656
009 T	A	395
009 B	A	136
010 A	A	549
010 B	A	549
010C	A	549
011 T	A	1,789
011 B	A	888
013 T	A	1,690
013 M	A	839
013B	A	1,464
014 T	A	1,690
014 B	A	629
016 T	A	1,789
016 B	A	776
017 T	A	1,348
017 B	A	656
019 T	A	1,276
019 M	A	620
019B	A	1,092
020 T	A	1,276
020 M	A	620

Exam Date: 10/29/2012

Page: 2

Examiner: 1

Location/Container Numbers/Comments	Section	Capacity
020B	A	1,092
021 T	A	1,491
021 B	A	426
023 T	A	1,491
023 B	A	426
024 T	A	1,348
024 B	A	656
101 T	A	1,457
101 M	A	5,421
101B	A	918
102 T	A	1,457
102 M	A	5,421
102B	A	918
103 T	A	1,499
103 M	A	5,616
103B	A	950
104 T	A	1,499
104 M	A	5,616
104B	A	950
105 T	A	1,499
105 M	A	5,616
105B	A	950
106 T	A	1,499
106 M	A	5,616
106B	A	950
107 T	A	1,457
107 M	A	5,421
107B	A	918
108 T	A	1,457
108 M	A	5,421
108B	A	918
201	A	23,944
202	A	23,944
203	A	23,944
215	A	11,155
<b>Total:</b>		<b>186,811</b>

## PART C - ALL SPACE TO BE INCLUDED UNDER LICENSE

A	285,000	
B	913,000	
<b>Total:</b>		<b>1,198,000</b>

Location/Container Numbers/Comments	Section	Capacity
<b>PART D - TOTAL CAPACITY BY FUNCTIONAL UNIT</b>		
Fordville 225	A B	1,198,000
<b>Total:</b>		<b>1,198,000</b>

### NDPSC Bin Capacity Chart

Exam Date: 10/29/2012

Fordville Cooperative Marketing Assn.

Page: 1

Examiner: 1

Box 7  
Fordville, ND  
County:

Status	Section	Bin Number	Bin Type	Base Point	Diameter or Bu/Ft (Irreg.) Length	Width	Side wall	Add for Hopper	Ded. for Obst.	Effective Depth	Add for Peak	Depth for Capac.	Bushels per Foot	Base Pack%	Bushel Capacity with Pack	
	A	204	Peaked	top of sidewall at eave	35.800	0.000	0.000	56.00	0.00	0.00	56.000	2.100	58.1	809.2	10.0	51,717
	A	205	Peaked	top of sidewall at eave	35.800	0.000	0.000	56.00	0.00	0.00	56.000	2.100	58.1	809.2	10.0	51,717
	A	206	Peaked	top of sidewall at eave	35.800	0.000	0.000	56.00	0.00	0.00	56.000	2.100	58.1	809.2	10.0	51,717
	A	207	Peaked	top of sidewall at eave	18.000	0.000	0.000	43.00	0.00	0.00	43.000	1.100	44.1	204.6	6.00	9,564
	A	208	Peaked	top of sidewall at eave	18.000	0.000	0.000	43.00	0.00	0.00	43.000	1.100	44.1	204.6	6.00	9,564
	A	209	Peaked	top of sidewall at eave	35.700	0.000	0.000	58.70	0.00	0.00	58.700	2.100	60.8	804.6	10.0	53,812
	A	210	Peaked	top of sidewall at eave	35.700	0.000	0.000	58.70	0.00	0.00	58.700	2.100	60.8	804.6	10.0	53,812
Added	A	211	Square		0.000	12.00	12.00	18.75	1.40	0.00	20.150	0.000	20.2	115.8	6.20	2,484

Bin count: 8

Facility: Fordville Section: A Total: **284,387**

To Even: **285,000**

### Section: B

	B	001	Irregular	top of slab	55.500	0.000	0.000	104.0	0.00	0.00	104.00	0.000	104.0	55.5	4.80	6,049
	B	002	Round	top of slab	25.000	0.000	0.000	112.5	0.00	0.00	112.50	0.000	112.5	394.6	8.00	47,944
	B	003	Irregular	top of slab	107.70	0.000	0.000	101.5	0.00	0.00	101.50	0.000	101.5	107.7	6.20	11,610
	B	005	Round	top of slab	25.000	0.000	0.000	109.5	0.00	0.00	109.50	0.000	109.5	394.6	8.00	46,666
	B	006	Irregular	top of slab	50.500	0.000	0.000	105.0	0.00	0.00	105.00	0.000	105.0	50.5	4.50	5,542
	B	007	Round	top of slab	16.500	0.000	0.000	36.00	0.00	0.00	36.000	0.000	36.0	171.9	5.80	6,547
	B	008	Irregular	top of slab	50.500	0.000	0.000	105.0	0.00	0.00	105.00	0.000	105.0	50.5	4.50	5,542
	B	009	Round	top of slab	25.000	0.000	0.000	109.5	0.00	0.00	109.50	0.000	109.5	394.6	8.00	46,666
	B	010	Peaked	top of sidewall	47.500	0.000	0.000	84.30	0.00	0.00	84.300	2.900	87.2	1424.5	10.0	136,638
	B	011	Irregular	top of slab	107.70	0.000	0.000	101.5	0.00	0.00	101.50	0.000	101.5	107.7	6.20	11,610
	B	012	Round	top of slab	25.000	0.000	0.000	112.5	0.00	0.00	112.50	0.000	112.5	394.6	8.00	47,944

**NDPSC Bin Capacity Chart**

Exam Date: 10/29/2012

Fordville Cooperative Marketing Assn.

Page: 2

Examiner: 1

Box 7  
Fordville, ND  
County:

Status	Section	Bin Number	Bin Type	Base Point	Diameter or Bu/Ft (Irreg.)	Length	Width	Side wall	Add for Hopper	Ded. for Obst.	Effective Depth	Add for Peak	Depth for Capac.	Bushels per Foot	Base Pack%	Bushel Capacity with Pack
--------	---------	------------	----------	------------	----------------------------	--------	-------	-----------	----------------	----------------	-----------------	--------------	------------------	------------------	------------	---------------------------

**Section: B**

	B	013	Irregular	top of slab	58.300	0.000	0.000	104.0	0.00	0.00	104.00	0.000	104.0	58.3	4.80	6,354
	B	014	Irregular	top of slab	28.900	0.000	0.000	92.00	0.00	0.00	92.000	0.000	92.0	28.9	2.50	2,725
	B	015	Peaked	top of sidewall	47.500	0.000	0.000	84.30	0.00	0.00	84.300	2.900	87.2	1424.5	10.0	136,638
Added	B	016	Round	Bottom of roof - subtract 9	50.000	0.000	0.000	113.5	0.00	0.00	113.50	0.000	113.5	1578.4	10.0	197,063
Added	B	017	Round	Bottom of roof - subtract 9	50.000	0.000	0.000	113.5	0.00	0.00	113.50	0.000	113.5	1578.4	10.0	197,063

Bin count: 16

Facility: Fordville Section: B Total: **912,601**

To Even: **913,000**

**Overall Licensed Bin Capacity for:**

Fordville Cooperative Marketing Assn.

Bin count: 24

**Licensed Capacity:**  
(includes pack)

**1,196,988 Bu.**

**Licensed Capacity (to even):**


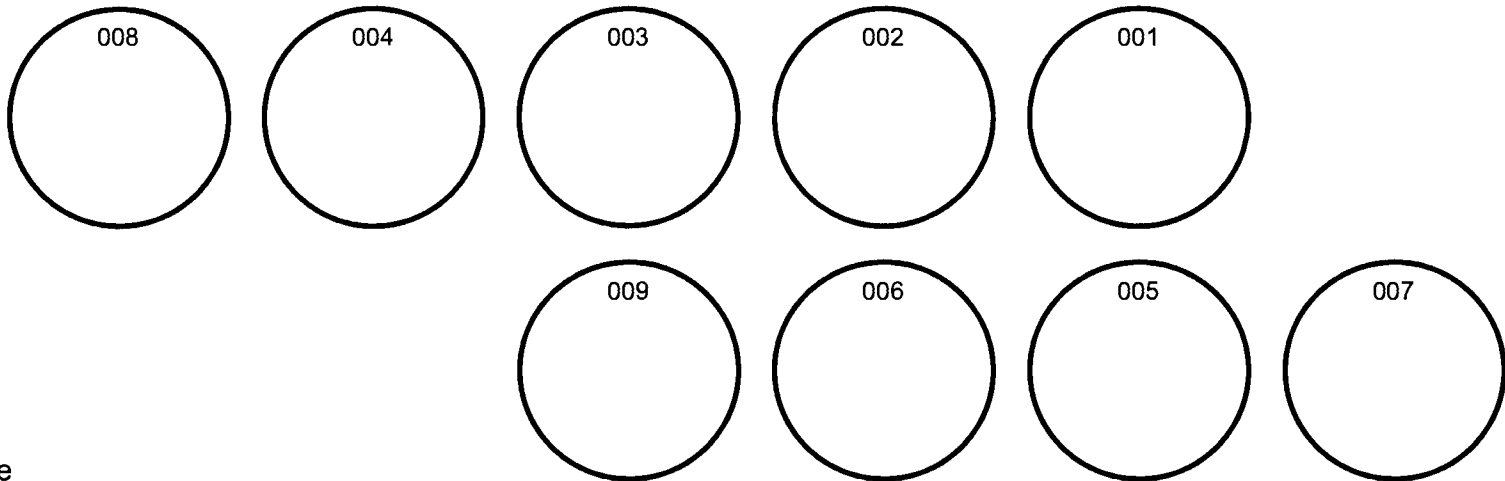
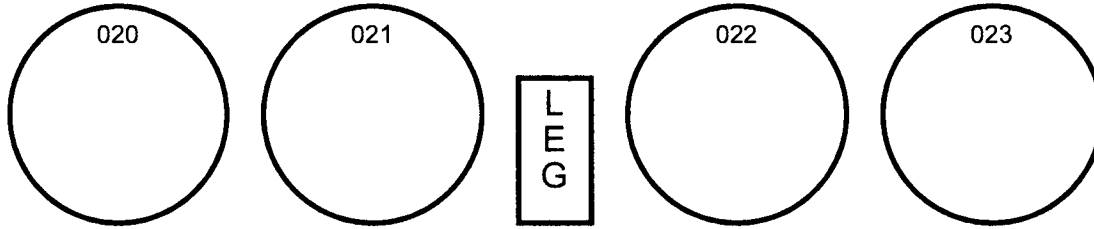
(includes pack and section totals are rounded up to next highest 1000)

**1,198,000 Bu.**

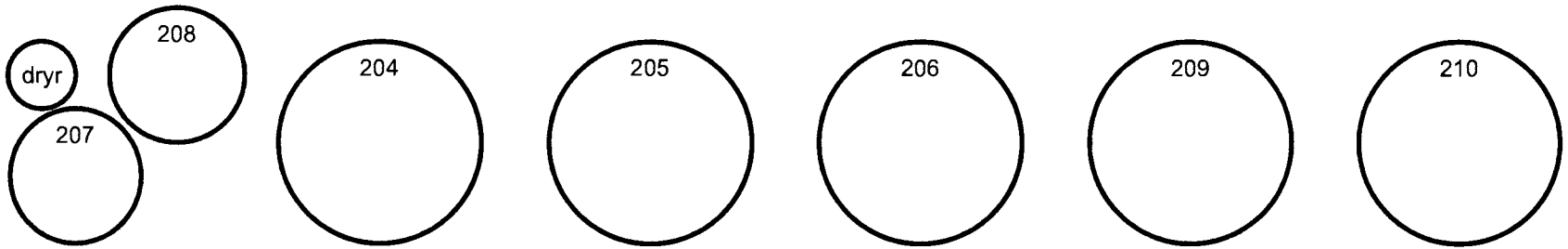
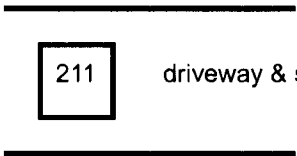
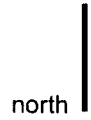
DAHLEN FARMERS ELEVATOR COMPANY DAHLEN N.D.

North

Section B



FORDVILLE CO-OP MRKTNG  
Fordville N.D.  
Section A



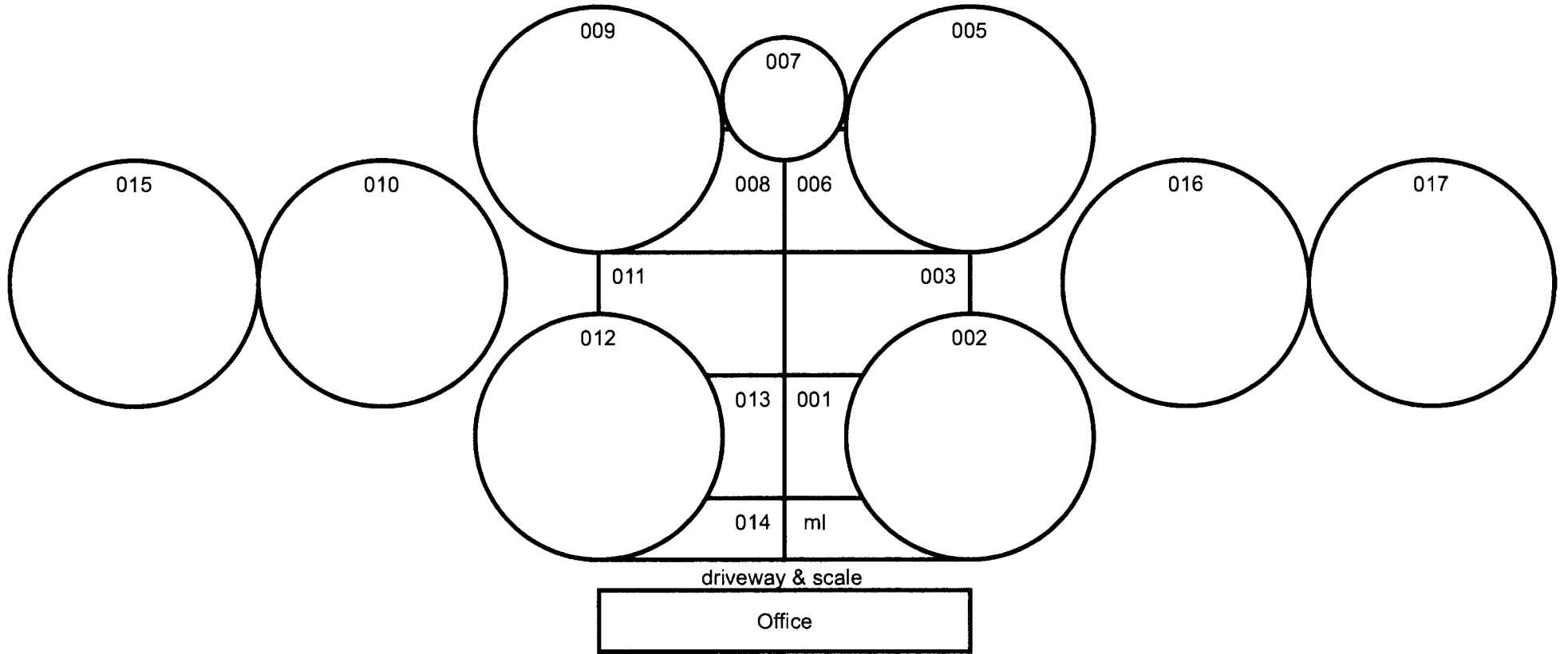
FORDVILLE CO-OP MARKETING

Fordville N.D.

Section B



Northern Plains Rail



Section B