

Client ID: 493

## NDPSC Bin Capacity Chart

09/05/2012 01:10:07 PM

Exam Date:09/05/2012

Archer Daniels Midland Company

Page: 1

Examiner: 1

Attn: Mark Ellis - Box 1470

Decatur, IL

County:

Status	Section	Bin Number	Bin Type	Base Point	Diameter or Bu/Ft (Irreg).		Side wall	Add for Hopper	Ded. for Obst.	Effective Depth	Add for Peak	Depth for Capac.	Bushels per Foot	Base Pack%	Bushel Capacity with Pack
					Length	Width									

**Facility: Hebron****Section: H**

Added	H	001	Irregular	top of slab-6.5' hopper/3	255.63	17.83	17.83	40.00	2.20	0.00	42.200	0.000	42.2	255.6	7.00	11,543
Added	H	002	Irregular	top of slab- 7.75' hopper/3	108.36	11.61	11.61	92.50	2.60	0.00	95.100	0.000	95.1	108.3	6.20	10,944
Added	H	003	Irregular	top of slab-7.75' hopper/3	108.36	11.61	11.61	92.50	2.60	0.00	95.100	0.000	95.1	108.3	6.20	10,944
Added	H	004	Irregular	top of slab-7.75' hopper/3	108.36	11.61	11.61	92.50	2.60	0.00	95.100	0.000	95.1	108.3	6.20	10,944
Added	H	005	Irregular	top of slab-7.75' hopper/3	108.36	11.61	11.61	92.50	2.60	0.00	95.100	0.000	95.1	108.3	6.20	10,944
Added	H	006	Irregular	top of slab- 6.8' hopper/3	36.660	6.753	6.753	89.90	2.30	0.00	92.200	0.000	92.2	36.6	3.00	3,481
Added	H	007	Irregular	top of slab-4.5' hopper/3	81.130	10.05	10.05	135.5	1.50	0.00	137.00	0.000	137.0	81.1	5.50	11,726
Added	H	008	Round	top of slab-3' loss air/gator	34.000	0.000	0.000	140.0	0.00	3.00	137.00	0.000	137.0	729.8	9.80	109,781
Added	H	009	Round	top of slab-3' loss air/gator	34.000	0.000	0.000	140.0	0.00	3.00	137.00	0.000	137.0	729.8	9.80	109,781
Added	H	010	Irregular	top of slab-10.3' hopper/3	180.82	15.00	15.00	129.7	3.40	0.00	133.10	0.000	133.1	180.8	7.00	25,752
Added	H	011	Round	top of slab-3' loss air/gator	34.000	0.000	0.000	140.0	0.00	3.00	137.00	0.000	137.0	729.8	9.80	109,781
Added	H	012	Round	top of slab-3' loss air/gator	34.000	0.000	0.000	140.0	0.00	3.00	137.00	0.000	137.0	729.8	9.80	109,781
Added	H	013	Irregular	top of slab-10.3' hopper/3	180.82	15.00	15.00	129.7	3.40	0.00	133.10	0.000	133.1	180.8	7.00	25,752
Added	H	014	Round	top of slab-3' loss air/gator	34.000	0.000	0.000	140.0	0.00	3.00	137.00	0.000	137.0	729.8	9.80	109,781
Added	H	015	Round	top of slab-3' loss air/gator	34.000	0.000	0.000	140.0	0.00	3.00	137.00	0.000	137.0	729.8	9.80	109,781
Added	H	016	Irregular	top of slab-10.3' hopper/3	180.82	15.00	15.00	129.7	3.40	0.00	133.10	0.000	133.1	180.8	7.00	25,752
Added	H	017	Round	top of slab-3' loss air/gator	34.000	0.000	0.000	140.0	0.00	3.00	137.00	0.000	137.0	729.8	9.80	109,781
Added	H	018	Round	top of slab-3' loss air/gator	34.000	0.000	0.000	140.0	0.00	3.00	137.00	0.000	137.0	729.8	9.80	109,781
Added	H	019	Irregular	top of slab-10.3' hopper/3	180.82	15.00	15.00	129.7	3.40	0.00	133.10	0.000	133.1	180.8	7.00	25,752
Added	H	020	Round	top of slab-3' loss air/gator	34.000	0.000	0.000	140.0	0.00	3.00	137.00	0.000	137.0	729.8	9.80	109,781
Added	H	021	Round	top of slab-3' loss air/gator	34.000	0.000	0.000	140.0	0.00	3.00	137.00	0.000	137.0	729.8	9.80	109,781

Client ID: 493

## NDPSC Bin Capacity Chart

09/05/2012 01:10:07 PM

Exam Date:09/05/2012

Archer Daniels Midland Company

Page: 2

Examiner: 1

Attn: Mark Ellis - Box 1470

Decatur, IL

County:

Status	Section	Bin Number	Bin Type	Base Point	Diameter or Bu/Ft (Irreg).		Side wall	Add for Hopper	Ded. for Obst.	Effective Depth	Add for Peak	Depth for Capac.	Bushels per Foot	Base Pack%	Bushel Capacity with Pack
					Length	Width									

**Facility: Hebron****Section: H**

Added	H	022	Irregular	top of slab-10.3' hopper/3	180.82	15.00	15.00	129.7	3.40	0.00	133.10	0.000	133.1	180.8	7.00	25,752
Added	H	023	Round	top of slab-3' loss air/gator	34.000	0.000	0.000	140.0	0.00	3.00	137.00	0.000	137.0	729.8	9.80	109,781
Added	H	024	Round	top of slab-3' loss air/gator	34.000	0.000	0.000	140.0	0.00	3.00	137.00	0.000	137.0	729.8	9.80	109,781
Added	H	025	Round	top of slab-	70.000	0.000	0.000	140.0	0.00	0.00	140.00	0.000	140.0	3093.6	10.0	476,414
Added	H	025A	Irregular	top of slab- 7.8' hopper/2	34.970	6.596	6.596	132.3	3.90	0.00	136.15	0.000	136.2	34.9	3.00	4,906
Added	H	030	Peaked	top of sidewall	104.40	0.000	0.000	47.75	0.00	0.00	47.750	7.300	55.1	6881.3	10.0	417,076
Added	H	031	Peaked	top of sidewall	104.40	0.000	0.000	47.75	0.00	0.00	47.750	7.300	55.1	6881.3	10.0	417,076

Bin count: 28

Facility: Hebron Section: H Total: 2,832,130

To Even: 2,833,000

**Overall Licensed Bin Capacity for:**

Archer Daniels Midland Company

Bin count: 28

**Licensed Capacity:**

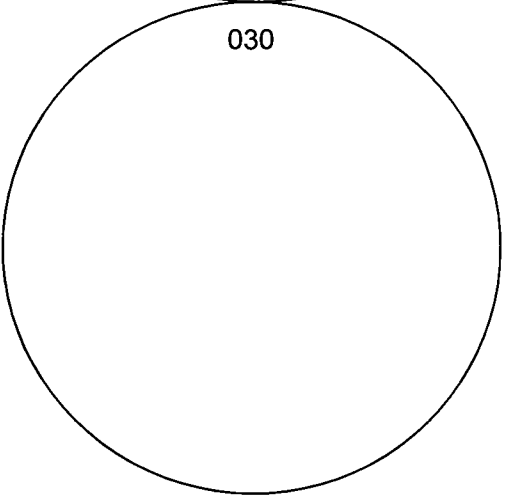
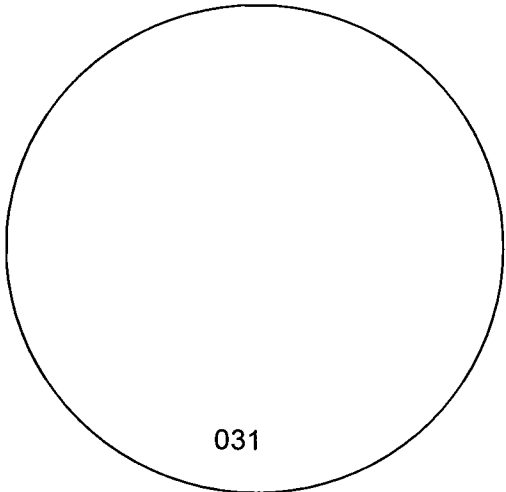
(includes pack)

**23,278,110 Bu.****Licensed Capacity (to even):**

(includes pack and section totals are rounded up to next highest 1000)

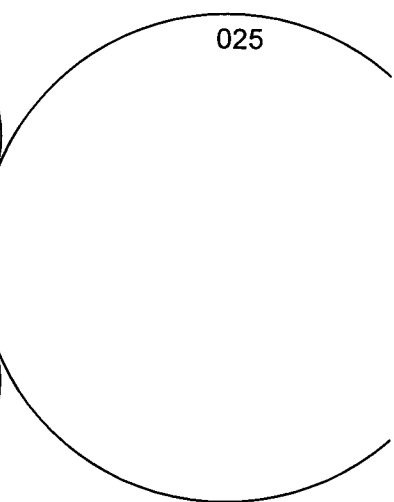
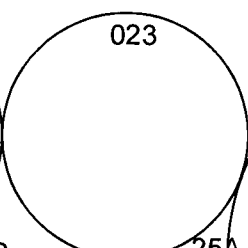
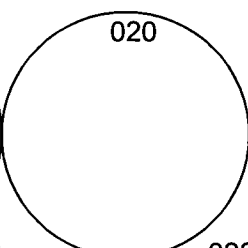
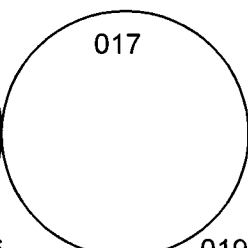
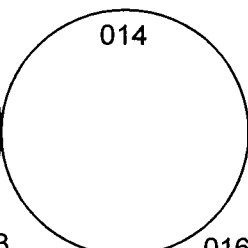
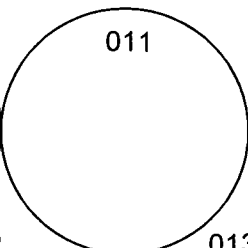
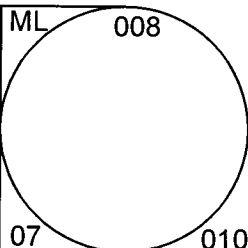
**23,282,000 Bu.**

ARCHER DANIELS MIDLAND COMPANY (ADM)  
HEBRON ND COMPLEX  
SECTION H



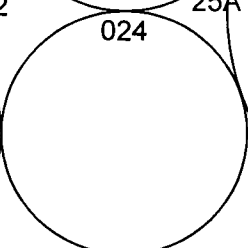
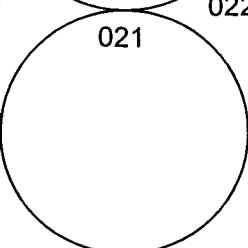
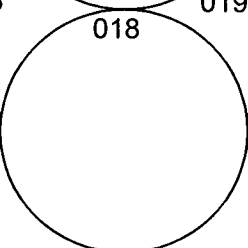
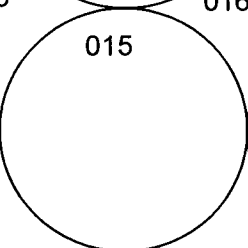
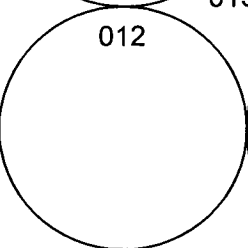
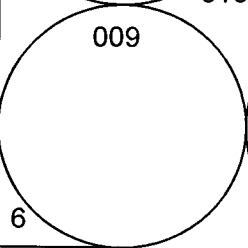
001

ML



XX XX

07



002

003

010

013

016

019

022

25A

004

005

6