

Exam Date:08/23/2012

SRS Commodities Limited  
411 2nd Ave NE Box 386  
Mayville , ND  
County:  
Phone: 701-786-3402  
CCC Number:

Page: 1

Examiner: 2

Location/Container Numbers/Comments	Section	Capacity
-------------------------------------	---------	----------

PART A - ADDITIONAL SPACE TO BE INCLUDED UNDER LICENSE

<NO BINS ADDED>

Total: 0

PART B - SPACE TO BE DELETED UNDER LICENSE

<NO BINS DELETED>

Total: 0

PART C - ALL SPACE TO BE INCLUDED UNDER LICENSE

A	515,000
B	434,000
C	170,000
C-F	129,000
D-F	257,000
E-F	54,000
H	23,000
Z	73,000
Total:	1,655,000

PART D - TOTAL CAPACITY BY FUNCTIONAL UNIT

Falkirk 3000	C-F D-F E-F	440,000
Mayville 794	A B C H Z	1,215,000
	Total:	1,655,000

Exam Date:08/23/2012

SRS Commodities Limited  
411 2nd Ave NE Box 386  
Mayville, ND  
County:

Page: 1

Examiner: 2

Status	Section	Bin Number	Bin Type	Base Point	Diameter or Bu/Ft (Irreg.) Length	Width	Side wall	Add for Hopper	Ded. for Obst.	Effective Depth	Add for Peak	Depth for Capac.	Bushels per Foot	Base Pack%	Bushel Capacity with Pack
--------	---------	------------	----------	------------	---	-------	--------------	----------------------	----------------------	--------------------	--------------------	------------------------	------------------------	---------------	------------------------------

## Facility: Falkirk

### Section: C-F

C-F	001	Peaked	Eave		40.200	0.000	0.000	34.60	0.00	0.00	34.600	2.400	37.0	1020.3	10.0	41,526
C-F	002	Peaked	Eave		40.200	0.000	0.000	34.60	0.00	0.00	34.600	2.400	37.0	1020.3	10.0	41,526
C-F	003	Peaked	Eave		41.700	0.000	0.000	35.50	0.00	0.00	35.500	2.500	38.0	1097.8	10.0	45,888
Bin count:		3														
														<b>Facility: Falkirk Section: C-F Total:</b>		<b>128,940</b>
														To Even:		<b>129,000</b>

### Section: D-F

D-F	001	Peaked	Eave		48.000	0.000	0.000	36.70	0.00	0.00	36.700	3.400	40.1	1454.6	10.0	64,162
D-F	002	Peaked	Eave		48.000	0.000	0.000	36.70	0.00	0.00	36.700	3.400	40.1	1454.6	10.0	64,162
D-F	003	Peaked	Eave		48.000	0.000	0.000	36.70	0.00	0.00	36.700	3.400	40.1	1454.6	10.0	64,162
D-F	004	Peaked	Eave		48.000	0.000	0.000	36.70	0.00	0.00	36.700	3.400	40.1	1454.6	10.0	64,162
Bin count:		4														
														<b>Facility: Falkirk Section: D-F Total:</b>		<b>256,648</b>
														To Even:		<b>257,000</b>

### Section: E-F

E-F	001	Peaked	Eave		16.000	0.000	0.000	25.00	2.30	0.00	27.300	1.000	28.3	161.6	5.80	4,838
E-F	002	Peaked	Eave		16.000	0.000	0.000	25.00	2.30	0.00	27.300	1.000	28.3	161.6	5.80	4,838
E-F	003	Peaked	Eave		16.000	0.000	0.000	25.00	2.30	0.00	27.300	1.000	28.3	161.6	5.80	4,838
E-F	004	Peaked	Eave		16.000	0.000	0.000	25.00	2.30	0.00	27.300	1.000	28.3	161.6	5.80	4,838
E-F	005	Peaked	Eave- splits		16.000	0.000	0.000	20.00	2.00	0.00	22.000	1.000	23.0	161.6	5.80	3,933

Client ID: 951

## NDPSC Bin Capacity Chart

08/23/2012 03:14:15 PM

Exam Date:08/23/2012

SRS Commodities Limited  
411 2nd Ave NE Box 386  
Mayville , ND  
County:

Page: 2

Examiner: 2

Status	Section	Bin Number	Bin Type	Base Point	Diameter or Bu/Ft (Irreg.) Length	Width	Side wall	Add for Hopper	Ded. for Obst.	Effective Depth	Add for Peak	Depth for Capac.	Bushels per Foot	Base Pack%	Bushel Capacity with Pack
--------	---------	------------	----------	------------	---	-------	--------------	----------------------	----------------------	--------------------	--------------------	------------------------	------------------------	---------------	------------------------------

**Facility: Falkirk****Section: E-F**

E-F	006	Peaked	Eave- splits		16.000	0.000	0.000	20.00	2.00	0.00	22.000	1.000	23.0	161.6	5.80	3,933
E-F	007	Square	mill bin at roof over bin		0.000	13.00	13.00	5.750	2.00	0.00	7.750	0.000	7.8	135.9	6.50	1,129
E-F	008	Square	destoner bin at roof		0.000	9.750	5.750	3.000	1.20	0.00	4.200	0.000	4.2	45.1	4.00	197
E-F	009	Square	clean product bag bin		0.000	10.00	10.00	10.00	4.50	0.00	14.500	0.000	14.5	80.4	5.50	1,230
E-F	010	Square	clean product bag bin		0.000	10.00	10.00	10.00	4.50	0.00	14.500	0.000	14.5	80.4	5.50	1,230
E-F	011	Flat	bag warehouse		0.000	80.00	80.00	4.000	0.00	0.00	4.000	0.000	4.0	5144.7	10.0	22,637

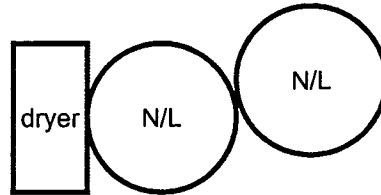
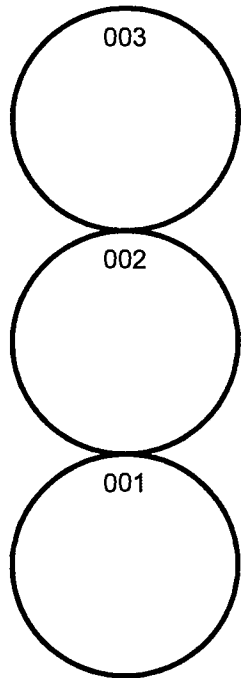
Bin count: 11

Facility: Falkirk Section: E-F Total: **53,641**To Even: **54,000**


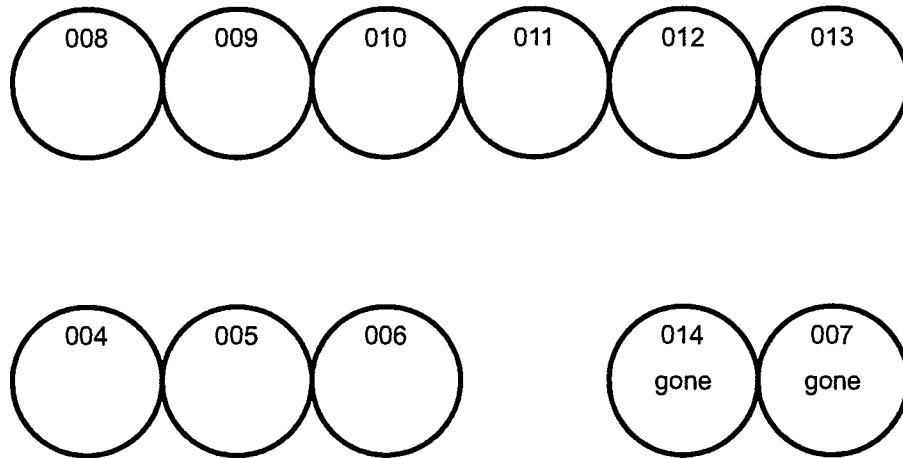
SRS COMMODITIES LIMITED  
MAYVILLE ND  
FALKIRK ND Location  
SECTION C-F  
located 1 block N/E of elevator Section A



SECTION C-F



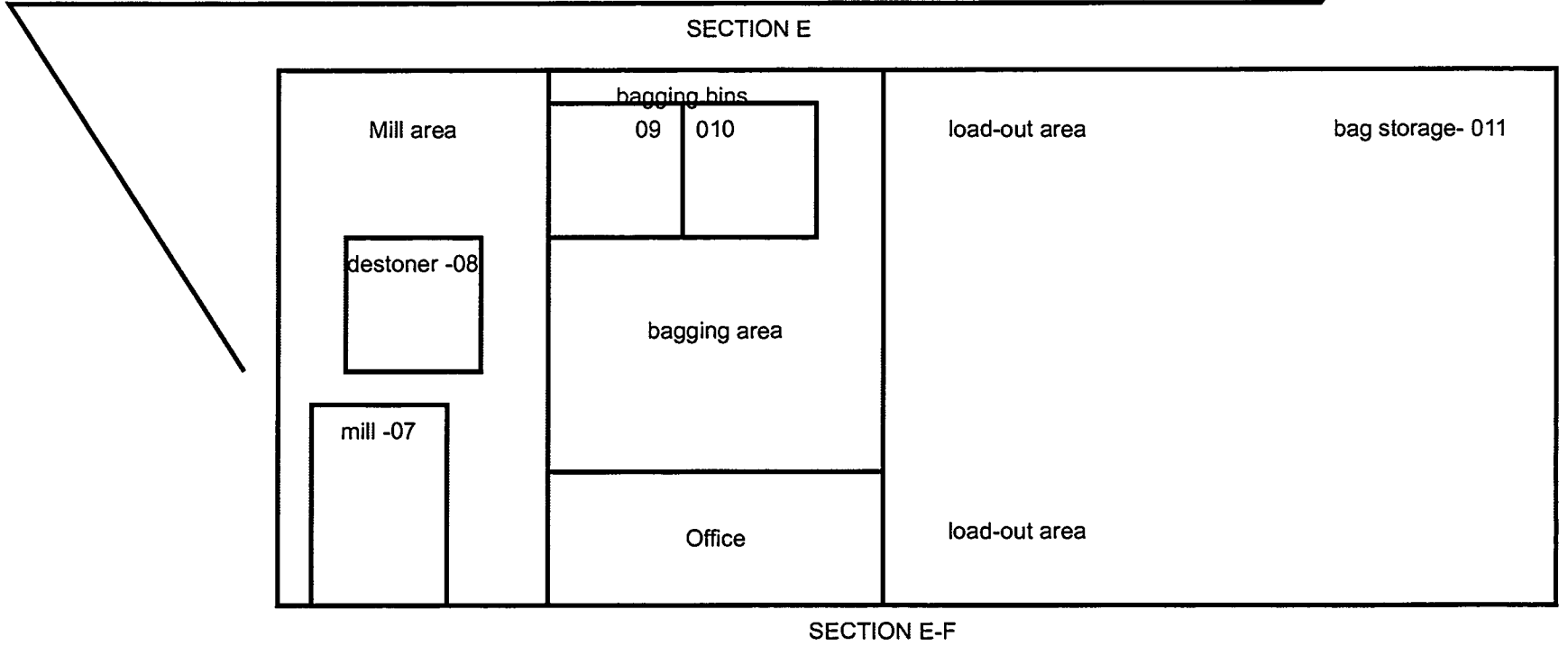
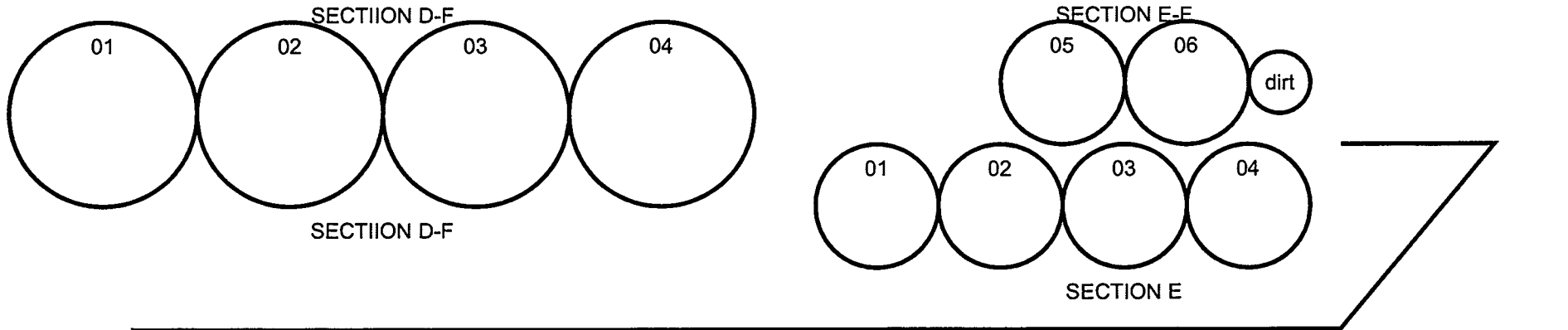
SECTION C-F



SRS ██████████ LIMITED  
██████████ ID

FALKIRK Location  
SECTION D-F & E-F

PEA & BEAN RECEIVING & PROCESSING



Exam Date:08/23/2012

SRS Commodities Limited  
411 2nd Ave NE Box 386  
Mayville, ND  
County:

Page: 3

Status	Section	Bin Number	Bin Type	Base Point	Diameter or Bu/Ft (Irreg.)	Length	Width	Side wall	Add for Hopper	Ded. for Obst.	Effective Depth	Add for Peak	Depth for Capac.	Bushels per Foot	Base Pack%	Bushel Capacity with Pack
--------	---------	------------	----------	------------	-------------------------------	--------	-------	--------------	----------------------	----------------------	--------------------	--------------------	------------------------	------------------------	---------------	------------------------------

## Facility: Mayville

### Section: A

A	001	Peaked	eave at sidewall		55.700	0.000	0.000	41.30	0.00	0.00	41.300	3.900	45.2	1958.8	10.0	97,392
A	002	Peaked	eave at sidewall		55.700	0.000	0.000	41.30	0.00	0.00	41.300	3.900	45.2	1958.8	10.0	97,392
A	003	Peaked	eave at sidewall		55.700	0.000	0.000	41.30	0.00	0.00	41.300	3.900	45.2	1958.8	10.0	97,392
A	004	Peaked	eave at sidewall		53.600	0.000	0.000	35.40	0.00	0.00	35.400	3.800	39.2	1813.8	10.0	78,211
A	006	Flat	sidewall 19.5'		0.000	100.0	60.00	13.25	0.00	0.00	13.250	0.000	13.3	4823.2	10.0	70,564
A	101	Peaked	eave at side wall		21.000	0.000	0.000	16.00	2.70	0.00	18.700	1.300	20.0	278.4	6.80	5,947
A	102	Peaked	eave at side wall		18.000	0.000	0.000	19.25	2.90	0.00	22.150	1.100	23.3	204.6	6.00	5,053
A	103	Peaked	eave at side wall		21.000	0.000	0.000	16.00	2.70	0.00	18.700	1.300	20.0	278.4	6.80	5,947
A	104	Peaked			15.500	0.000	0.000	20.00	2.00	0.00	22.000	0.900	22.9	151.7	5.50	3,665
A	105	Peaked			15.500	0.000	0.000	20.00	2.00	0.00	22.000	0.900	22.9	151.7	5.50	3,665
A	106	Peaked			15.500	0.000	0.000	20.00	2.00	0.00	22.000	0.900	22.9	151.7	5.50	3,665
A	107	Peaked			15.500	0.000	0.000	20.00	2.00	0.00	22.000	0.900	22.9	151.7	5.50	3,665
A	108	Peaked			15.500	0.000	0.000	20.00	2.00	0.00	22.000	0.900	22.9	151.7	5.50	3,665
A	112	Quonset	bag storage		0.000	40.00	160.0	3.200	0.00	0.00	3.200	0.000	3.2	5143.2	10.0	18,104
A	201	Peaked	east side hoppers		14.000	0.000	0.000	12.50	2.00	0.00	14.500	0.800	15.3	123.7	5.50	1,997
A	202	Peaked	east side hoppers		14.000	0.000	0.000	12.50	2.00	0.00	14.500	0.800	15.3	123.7	5.50	1,997
A	203	Peaked	east side hoppers		15.500	0.000	0.000	15.00	2.00	0.00	17.000	0.900	17.9	151.7	5.50	2,864
A	204	Peaked	east side hoppers		15.500	0.000	0.000	15.00	2.00	0.00	17.000	0.900	17.9	151.7	5.50	2,864
A	205	Peaked	east side hoppers		18.000	0.000	0.000	10.00	2.20	0.00	12.200	1.100	13.3	204.6	6.00	2,884
A	206	Peaked	east side hoppers		18.000	0.000	0.000	10.00	2.20	0.00	12.200	1.100	13.3	204.6	6.00	2,884
A	207	Peaked	east side hoppers		18.000	0.000	0.000	16.00	2.20	0.00	18.200	1.100	19.3	204.6	6.00	4,186

Client ID: 951

## NDPSC Bin Capacity Chart

08/23/2012 03:14:15 PM

Exam Date:08/23/2012

SRS Commodities Limited  
411 2nd Ave NE Box 386  
Mayville, ND  
County:

Page: 4

Examiner: 2

Status	Section	Bin Number	Bin Type	Base Point	Diameter or Bu/Ft (Irreg.) Length	Width	Side wall	Add for Hopper	Ded. for Obst.	Effective Depth	Add for Peak	Depth for Capac.	Bushels per Foot	Base Pack%	Bushel Capacity with Pack
--------	---------	------------	----------	------------	---	-------	--------------	----------------------	----------------------	--------------------	--------------------	------------------------	------------------------	---------------	------------------------------

Bin count: 21

Facility: Mayville Section: A Total: 514,003

To Even: 515,000

**Section: B**

B	101	Flat	flat near pelleting plant	0.000	398.0	70.30	11.50	0.00	0.00	11.500	0.000	11.5	22491.5	10.0	284,517
B	102	Peaked	top of sidewall Helm lease	59.800	0.000	0.000	25.75	0.00	0.00	25.750	4.200	30.0	2257.7	10.0	74,504
B	103	Peaked	top of sidewall Helm lease	59.800	0.000	0.000	25.75	0.00	0.00	25.750	4.200	30.0	2257.7	10.0	74,504

Bin count: 3

Facility: Mayville Section: B Total: 433,525

To Even: 434,000

**Section: C**

C	202 S	Quonset	evans quonset	0.000	100.0	40.00	9.500	0.00	0.00	9.500	0.000	9.5	3090.0	10.0	32,291
C	204	Flat	Kjos flat east of town east of	0.000	78.20	199.0	10.00	0.00	0.00	10.000	0.000	10.0	12509.5	10.0	137,605

Bin count: 2

Facility: Mayville Section: C Total: 169,896

To Even: 170,000

**Section: H**

H	001	TaperUp	Myville so edge	0.000	75.00	46.00	7.500	0.00	0.00	7.500	0.000	7.5	2773.3	10.0	22,880
---	-----	---------	-----------------	-------	-------	-------	-------	------	------	-------	-------	-----	--------	------	--------

Bin count: 1

Facility: Mayville Section: H Total: 22,880

To Even: 23,000

Client ID: 951

**NDPSC Bin Capacity Chart**

08/23/2012 03:14:15 PM

Exam Date:08/23/2012

SRS Commodities Limited  
411 2nd Ave NE Box 386  
Mayville, ND  
County:

Page: 5

Examiner: 2

Status	Section	Bin Number	Bin Type	Base Point	Diameter or Bu/Ft (Irreg). Length	Width	Side wall	Add for Hopper	Ded. for Obst.	Effective Depth	Add for Peak	Depth for Capac.	Bushels per Foot	Base Pack%	Bushel Capacity with Pack
--------	---------	------------	----------	------------	---	-------	--------------	----------------------	----------------------	--------------------	--------------------	------------------------	------------------------	---------------	------------------------------

**Facility: Mayville****Section: Z**

Z	002	Flat	Johnson lease site		15.000	87.00	40.00	6.000	0.00	0.00	6.000	6.700	12.7	2797.4	10.0	39,080
Z	005	Flat	Portland Jcnctn flat		0.000	80.00	46.50	6.100	0.00	0.00	6.100	0.000	6.1	2990.4	10.0	20,065
Z	006	Quonset	Braaten quonset south		0.000	60.00	40.00	6.200	0.00	0.00	6.200	0.000	6.2	1897.8	10.0	12,944

Bin count: 3

Facility: Mayville Section: Z Total: 72,089To Even: 73,000**Overall Licensed Bin Capacity for:**

SRS Commodities Limited

Bin count: 48

**Licensed Capacity:**  
(includes pack)1,651,622 Bu.**Licensed Capacity (to even):**  
(includes pack and section totals are  
rounded up to next highest 1000)1,655,000 Bu.