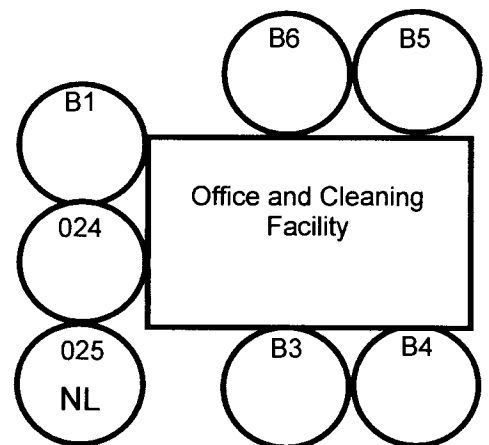
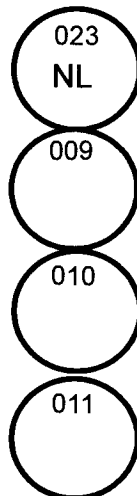
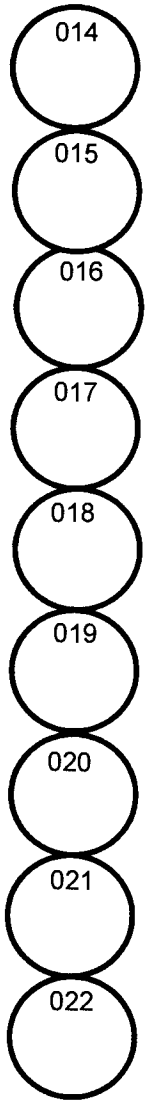
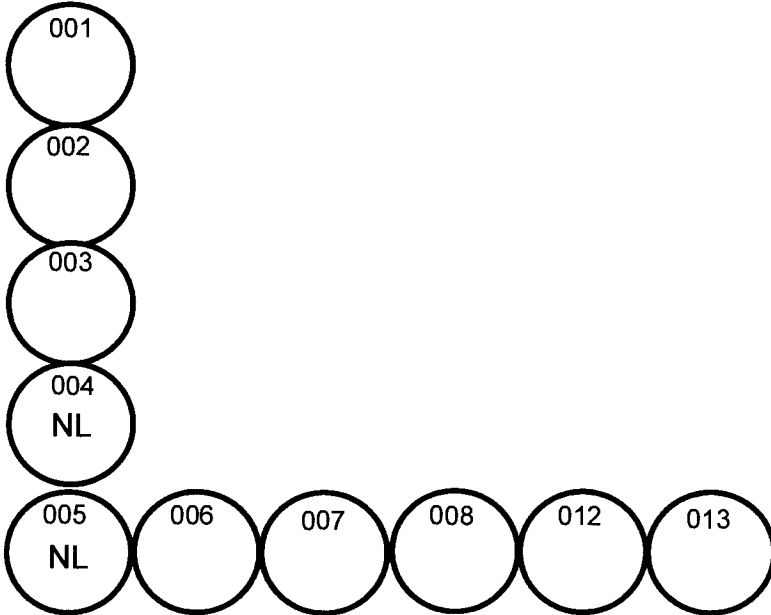


Dick's Seed Farm  
3.5 miles east of Munich  
North



Exam Date:10/04/2012

Dick's Seed Farm  
8766 County Rd 24  
Munich, ND  
County: Cavalier

Page: 1

Status	Section	Bin Number	Bin Type	Base Point	Diameter or Bu/Ft (Irreg.)	Length	Width	Side wall	Add for Hopper	Ded. for Obst.	Effective Depth	Add for Peak	Depth for Capac.	Bushels per Foot	Base Pack%	Bushel Capacity with Pack
--------	---------	------------	----------	------------	-------------------------------	--------	-------	--------------	----------------------	----------------------	--------------------	--------------------	------------------------	------------------------	---------------	------------------------------

## Facility: Munich

### Section: A

Added	A	001	Peaked		21.000	0.000	0.000	17.50	0.00	0.00	17.500	1.300	18.8	278.4	6.80	5,590
Added	A	002	Peaked		21.000	0.000	0.000	17.50	0.00	0.00	17.500	1.300	18.8	278.4	6.80	5,590
Added	A	003	Peaked		18.000	0.000	0.000	16.00	0.00	0.00	16.000	1.100	17.1	204.6	6.00	3,709
Added	A	006	Peaked		18.000	0.000	0.000	17.50	0.00	0.00	17.500	1.100	18.6	204.6	6.00	4,034
Added	A	007	Peaked		18.000	0.000	0.000	17.50	0.00	0.00	17.500	1.100	18.6	204.6	6.00	4,034
Added	A	008	Peaked		18.000	0.000	0.000	17.50	0.00	0.00	17.500	1.100	18.6	204.6	6.00	4,034
Added	A	009	Peaked		21.000	0.000	0.000	21.00	0.00	0.00	21.000	1.300	22.3	278.4	6.80	6,630
Added	A	010	Peaked		21.000	0.000	0.000	21.00	0.00	0.00	21.000	1.300	22.3	278.4	6.80	6,630
Added	A	011	Peaked		21.000	0.000	0.000	21.00	0.00	0.00	21.000	1.300	22.3	278.4	6.80	6,630
Added	A	012	Peaked		15.000	0.000	0.000	15.00	2.20	0.00	17.200	0.900	18.1	142.1	5.50	2,713
Added	A	013	Peaked		15.000	0.000	0.000	15.00	2.20	0.00	17.200	0.900	18.1	142.1	5.50	2,713
Added	A	014	Peaked		16.000	0.000	0.000	15.00	2.30	0.00	17.300	1.000	18.3	161.6	5.80	3,129
Added	A	015	Peaked		16.000	0.000	0.000	15.00	2.30	0.00	17.300	1.000	18.3	161.6	5.80	3,129
Added	A	016	Peaked		16.000	0.000	0.000	15.00	2.30	0.00	17.300	1.000	18.3	161.6	5.80	3,129
Added	A	017	Peaked		16.000	0.000	0.000	15.00	2.30	0.00	17.300	1.000	18.3	161.6	5.80	3,129
Added	A	018	Peaked		16.000	0.000	0.000	15.00	2.30	0.00	17.300	1.000	18.3	161.6	5.80	3,129
Added	A	019	Peaked		16.000	0.000	0.000	15.00	2.30	0.00	17.300	1.000	18.3	161.6	5.80	3,129
Added	A	020	Peaked		16.000	0.000	0.000	15.00	2.30	0.00	17.300	1.000	18.3	161.6	5.80	3,129
Added	A	021	Peaked		16.000	0.000	0.000	15.00	2.30	0.00	17.300	1.000	18.3	161.6	5.80	3,129
Added	A	022	Peaked		16.000	0.000	0.000	15.00	2.30	0.00	17.300	1.000	18.3	161.6	5.80	3,129

Client ID: 4036

## NDPSC Bin Capacity Chart

11/13/2012 10:20:53 AM

Exam Date: 10/04/2012

Dick's Seed Farm  
8766 County Rd 24  
Munich, ND  
County: Cavalier

Page: 2

Examiner: 1

Status	Section	Bin Number	Bin Type	Base Point	Diameter or Bu/Ft (Irreg.)		Side wall	Add for Hopper	Ded. for Obst.	Effective Depth	Add for Peak	Depth for Capac.	Bushels per Foot	Base Pack%	Bushel Capacity with Pack
					Length	Width									

## Facility: Munich

### Section: A

Added	A	024	Peaked		16.000	0.000	0.000	25.00	2.60	0.00	27.600	1.000	28.6	161.6	5.80	4,890
Added	A	B01	Peaked		15.000	0.000	0.000	17.00	2.30	0.00	19.300	0.900	20.2	142.1	5.50	3,028
Added	A	B03	Peaked		12.500	0.000	0.000	12.00	2.00	0.00	14.000	0.800	14.8	98.6	5.00	1,532
Added	A	B04	Peaked		12.500	0.000	0.000	12.00	2.00	0.00	14.000	0.800	14.8	98.6	5.00	1,532
Added	A	B05	Peaked		15.000	0.000	0.000	10.00	2.20	0.00	12.200	0.900	13.1	142.1	5.50	1,964
Added	A	B06	Peaked		15.000	0.000	0.000	10.00	2.20	0.00	12.200	0.900	13.1	142.1	5.50	1,964

Bin count: 26

**Facility: Munich Section: A Total: 95,378**

To Even: 96,000

**Overall Licensed Bin Capacity for:**

Dick's Seed Farm

Bin count: 26

**Licensed Capacity:**  
(includes pack)

95,378 Bu.

**Licensed Capacity (to even):**  
(includes pack and section totals are rounded up to next highest 1000)

96,000 Bu.